

Technical Report # 1315

**The Development and Scaling of the easyCBM
CCSS Elementary Mathematic Measures:
Grade 1**

Jessica L. Saven

P. Shawn Irvin

Bitnara Jasmine Park

Julie Alonzo

Daniel Anderson

Gerald Tindal

University of Oregon



behavioral research & teaching

Published by

Behavioral Research and Teaching
University of Oregon • 175 Education
5262 University of Oregon • Eugene, OR 97403-5262
Phone: 541-346-3535 • Fax: 541-346-5689
<http://brt.uoregon.edu>

Note: Funds for this data set used to generate this report come from a federal grant awarded to the UO from the Institute of Education Sciences, U.S. Department of Education: Developing Middle School Mathematics Progress Monitoring Measures (R324A100026 funded from June 2010 - June 2014).

Copyright © 2012. Behavioral Research and Teaching. All rights reserved. This publication, or parts thereof, may not be used or reproduced in any manner without written permission.

The University of Oregon is committed to the policy that all persons shall have equal access to its programs, facilities, and employment without regard to race, color, creed, religion, national origin, sex, age, marital status, disability, public assistance status, veteran status, or sexual orientation. This document is available in alternative formats upon request.

Abstract

The results of formative assessments are regularly used to inform important instructional decisions (e.g., targeted intervention) within a response to intervention (RTI) system of teaching and learning. The validity of such instructional decision-making depends, in part, on the alignment between formative measures and the academic content standards on which classroom instruction is based, as well as the technical adequacy of the measures used in RTI applications. In the following technical report, we describe the development and scaling of the easyCBM Common Core State Standards elementary school mathematics measures for use within an RTI framework. Within a given grade, math items from two distinct item pools were calibrated to a common horizontal scale using a 1-parameter Rasch analysis. The results of the scaling were then used to construct 13 alternate forms designed to be of comparable difficulty – 3 forms designated for seasonal benchmark screening and 10 designated for progress monitoring. Prior and subsequent grade-level math items were added to the benchmark test forms as a basis for constructing a common vertical scale in the future. Evidence of technical adequacy is reported in appendices by both test form and by the full bank of CCSS items piloted and scaled

The Development and Scaling of the easyCBM CCSS

Elementary Mathematics Measures: Grade 1

The mathematics measures from the easyCBM interim-formative assessment system for grades K-8 were designed for use in a Response to Intervention (RTI) framework (Alonzo, Lai, & Tindal, 2009a, 2009b, 2009c; Alonzo & Tindal, 2009a, 2009b; Lai, Alonzo, & Tindal, 2009), which can be used both for whole-school improvement (Shores & Chester, 2009) as well as to identify students in need of special education services (VanDerHeyden, Witt, & Gilbertson, 2007). A functional RTI system hinges on the use of measures that are aligned with adopted content standards, so that instructional decisions are based on results from student assessment that reflect what they are learning in their classrooms (Fuchs & Fuchs, 2006). The easyCBM measures were originally developed to align with the National Council of Teachers of Mathematics (NCTM) Focal Points Standards (Nese et al., 2010), that were adopted by many states as the basis for teaching mathematics.

In 2010 the Common Core State Standards (CCSS) were released as a guide for preparing students for college and careers (National Governors Association Center for Best Practices & Council of Chief State School Officers, 2010). The subsequent endorsement of the standards by the U.S. Department of Education (2010) and their recommendation of creating assessments that provide improved measurement of student progress toward skills outlined in the CCSS, coincided with a majority of states adopting the CCSS as the basis for student instruction and assessment (National Governors Association Center for Best Practices & Council of Chief State School Officers, 2010). Similarly, developers of curriculum-based measurements (CBM), long used to monitor growth toward general outcomes and skill mastery through multiple short, technically adequate, and sufficiently equivalent test forms (e.g., Deno, 2003; Tindal, 2013), also

began work to align their measures with the CCSS. A study of existing easyCBM math measures to determine the extent to which they were in alignment with the CCSS followed in 2012 (Irvin, Park, Alonzo, & Tindal, 2012a, 2012b; Park, Irvin, Alonzo, & Tindal, 2012).

The 2012 alignment studies found reasonable alignment between the easyCBM mathematics measures and the CCSS for grades K-5; however, gaps across specific grade-level domains and standards remained. Identification of these gaps provided the basis for developing new technically adequate K-5 CCSS-aligned math items and test forms for use in the easyCBM interim-formative assessment system and in RTI application – the development, piloting and scaling of which are discussed in this technical report.

Methods

In developing the easyCBM CCSS mathematics measures, we focused on alignment with the CCSS and accessibility for diverse student populations with a range of achievement levels. The following section outlines the process we used to develop math items and subsequently assemble benchmarking and progress monitoring test forms for use in RTI frameworks of teaching and learning.

Item Development

The K-5 CCSS in mathematics are comprised of four (Grades 1 and 2) or five (Grades K, 3-5) domains that are further divided into 21 – 28 individual standards. Though some grade-level standards were further divided into more granular sub-standards, such sub-standards were treated as part of the larger standard; thus, an item written to a given sub-standard was considered as being written to its parent standard. A total of 3,000 new CCSS math items were written, 500 items in each of grades K-5, based on the gaps in CCSS coverage identified through previous research (Irvin et al., 2012b; Park et al., 2012).

Item writing and review training. Two groups were recruited to develop CCSS math items based on their experience and expertise in mathematics teaching and learning. Four *item writers* for each of three grade bands: K-1, 2-3 and 4-5, and six *item reviewers*, one for each of grades K-5, were recruited. One of the original four item writers voluntarily dropped from the study, and thus, two item writers split their duties within the grade 4-5 band. Writers and reviewers were recruited to develop and review math items appropriate to their expertise. On average, item writers and reviewers had about 14 years of teaching experience in math education, ranging from 3 – 32 years. Each item writer/reviewer held a Bachelor’s degree and 16 of the 18 (including all reviewers) also held a Master’s degree. Item writers were recruited in a manner to balance expertise across general and special education classrooms. All item reviewers had demonstrated expertise in both general and special education and also worked in district leadership positions, for example, as math coaches or curriculum developers.

In December 2012, item writers and reviewers attended one of four mandatory 2.5-hour training webinars, led by the lead project researcher, who was onsite at the offices of Behavioral Research and Teaching (BRT) at the University of Oregon. The webinar training consisted of two main sections. An initial study overview reviewed the context of the research study and described item writing and reviewing duties in detail. Specifically, for each new CCSS math item, item writers and reviewers were required to write a stem (question or prompt) and three answer choices (one correct and two distractors) that were similar in length and complexity level. When constructing distractor options, writers and reviewers were informed that they should be relevant to the math skills required by the problem – ideally targeting a range of plausible student mistakes. Item writers and reviewers could also include graphics for the stem and/or answer options when relevant to the problem. When graphics were called for, item writers provided a

rough sketch and/or description of the graphic, and a graphic artist later created digital images for each of the graphics. The second training section focused on techniques around effective and appropriate item writing, and included principles of quality item/test development as outlined by Haladyna (2004) and Downing (2006a, 2006b), and those around Universal Design for Assessment (e.g., precise construct targets, accessibility to diverse populations, lack of bias) as outlined by Thompson, Johnstone, and Thurlow (2002).

Throughout each section of the webinar training, item writers and reviewers were required to collaboratively participate in activities designed to ensure deep understanding of study roles, including observation and discussion of math items. In other words, a variety of math items were shown to writers and reviewers, followed by a discussion of why they met or did not meet the principles of quality item/test development or why they were (or were not) aligned to the CCSS. The lead researcher, writer and reviewers brainstormed and discussed specific ways in which items could be altered to meet item design principles or better align to an identified CCSS in instances where non-examples were shown. Particular attention was paid to crafting effective distractor options and graphics options associated with math items. Effective multiple-choice items typically have one distractor option that is “closer” to the correct response and one distractor that is “further” from the correct response (Haladyna, 2004) – the third response option being the correct answer for a given math item. Graphics, whether for the stem and/or answer options, are included for a math item only as necessary to meet a targeted content standard and to critically consider and solve a given math problem. This was the manner in which writers were asked to write answer options and include graphics for this study. At the end of the training webinar, the item writing process was again described in detail, including the specific roles of item writers and reviewers, in connection with expected timelines and

deliverables. The PowerPoint Slides used in the webinar training were adapted from those used in Anderson, Irvin, Patarapichayatham, Alonzo, and Tindal (2012), and are shown in Appendix A.

Item writing. In general, item writers and reviewers worked concurrently to write, edit and revise 500 new CCSS-aligned math items (four item sets) in each of grades K-5. Specifically, item writers wrote 250 new math items: 125 items (in each of two items sets) for each grade of their assigned grade band (i.e., K-1, 2-3 or 4-5). For example, “item writer 1” was assigned to write 125 math items in each of Grades K and 1 to align with the targeted CCSS. Table 1 displays the math item writing plan for first grade by item set and CCSS. Item writers iteratively wrote and submitted items to the lead researcher (and item reviewers) in small batches between January and March 2013, typically submitting between 10-25 items at a time for further review and editing. Throughout the iterative item writing process, item writers and reviewers were in contact with the lead researcher by email and phone to hone their skills, and thus, the quality and consistency of math items produced.

Item review. We conducted three separate stages of item review prior to item scaling: (a) review by contracted item reviewers, (b) an internal review by University of Oregon education researchers at BRT, and (c) an external review by individuals without prior connection to the items. The first review took place concurrently with item writing, in which a single item reviewer was assigned to review all 500 math items for a given grade level (K-5). Prior to contracted item reviewers receiving items, the lead researcher briefly reviewed the small batches of submitted items for completeness, accuracy and features consistent with effective item writing discussed during the webinar training (e.g., effective items, Universal Design for Assessment), subsequently passing them to the assigned reviewer concurrent with the item writing process.

Item reviewers then carefully reviewed *and edited* each grade level math item for completeness, accuracy and features consistent with effective item writing discussed during the webinar training – this included editing for distractor and graphical option appropriateness. Further, because item reviewers had access to 125 items from each of four item writers, they also edited math items that were too similar (across item writers) while attempting to maintain the content and skill intention of the item writers.

For the second stage of item review, all math items (subsequent to graphics development – see below) were uploaded to a secure website to be reviewed as students would see them in the online easyCBM formative assessment environment. Math items were then assigned and reviewed internally by a group of university education researchers from BRT. Reviewers included university faculty and doctoral students in education research with experience in test and item development. During the internal review, reviewers again analyzed and edited items for mathematical correctness while also looking for possible bias or features inconsistent with Universal Design for Assessment principles. Additionally, internal reviewers ensured that all items were formatted in a consistent manner. All reviewers during this stage had been trained and taken part in a previous internal review of middle school math items (Anderson et al., 2012), and thus, were deemed competent to serve on the internal review team in the current study. A team of external reviewers without prior connection to the item development conducted the final item review. We contracted with three individuals who did not have item writing or mathematics teaching/assessment experience to review math items (on the secure website) for mathematical accuracy, consistent formatting, and audio file accuracy (see below). Our intention behind this manner of external review was to have a “fresh look” at the math items apart from the item writers, various reviewers and the lead researcher, all of whom had had considerable prior

contact with the math items.

Graphics and audio development. We contracted with a professional graphics artist to produce images for all math items. The artist used Adobe Illustrator to develop simple and clear line drawings without shading consistent with Universal Design for Assessment recommendations (Thompson et al., 2002). The artist produced graphics only when explicitly requested by the item writer/reviewer – a development option for the stem and/or the answer options for a given math item. The artist produced each item graphic based on either a detailed written description or a hand-drawn/electronic version (e.g., a jpeg found on the Internet) provided by an item writer/reviewer. Graphic images were iteratively edited based on feedback from the three review stages. We also contracted an individual to produce audio recordings of *written text* in all math items. In the easyCBM online assessment system, students have the option to click on a speaker button next to the stem and/or distractor answer, which results in having the text-based portions of the item “read-aloud” to them. Audio recordings were reviewed and revised as necessary during the second and third review stages during item development.

Scaling

We carried out four primary steps during the scaling of the new K-5 CCSS math items: (a) developing a piloting plan, (b) selecting anchor items from the existing NCTM-based easyCBM and the new CCSS math item pools to create pilot forms, (c) recruiting subjects and piloting the items, and (d) calibrating grade-level items to a common scale.

Piloting plan. For each of grades K-5, we developed a common piloting plan, comprised of 15 total pilot forms, to guide pilot form creation. We included 32 total math items in each form for grade K-1, and 41 total items for grades 2-5. Of the 32 or 41 items in a given pilot

form, we dedicated 5 horizontal anchor items to link to the previous pilot form and 5 horizontal anchor items to link to the subsequent pilot form. For example, pilot form 2 had 5 anchor items linking to pilot form 1, and 5 anchor items linking to pilot form 3. This meant that there were 22 unique math items in each of the grade-level pilot forms for grades K-1, and 31 for grades 2-5. Of the 10 total anchor items within a given pilot form, 5 were selected from the existing easyCBM item pool – items originally written to the NCTM Focal Point Standards (Nese et al., 2010), though deemed aligned to the CCSS in recent alignment studies (Irvin et al., 2012b; Park et al., 2012), and 5 were selected from the new CCSS-based item pool. For simplicity and clarity, these two pools will hereto be referred to as *NCTM* and *CCSS* item pools, though it should be noted that all items used in this project from both pools had been deemed aligned to the CCSS (the full combined CCSS item bank).

By including horizontal anchors from both item pools, we were able to more than double the size of the overall item pool from which we would select items to create the operational CCSS test forms by calibrating the two original pools to a common scale. Additionally, this saved valuable item writing and review resources. It should be noted that unlike the piloting plan used for the easyCBM CCSS middle school math measure development study (see Anderson et al., 2012), vertical (across-grade) anchor items were not included in the K-5 piloting. Rather, we included prior- and subsequent-grade math items in the operationalized test forms for grades 1-5 (and prior-grade items for grade K) in order to calibrate a common scale over the 2013-2014 academic year, reasoning far more students would provide item-level information for the operationalized items as a basis for future review of technical adequacy of items and test forms (see form creation, below). The K-2 piloting plan, showing the number and placement of horizontal anchor items selected from both the existing NCTM as well as the CCSS

item pools, is displayed in Table 2.

Choosing anchors and creating pilot forms. A team of four researchers (including the lead researcher) collaborated to select the anchor items from the NCTM and CCSS pools for pilot forms. One of the researchers had a Ph.D. in Educational Measurement and Evaluation, and two were doctoral students in the University of Oregon's Educational Methodology, Policy, and Leadership program. The researcher with the Ph.D. and both doctoral students were familiar with the math item development and items, as they had worked with the lead researcher during item writing and had served on the internal item review team.

As mentioned earlier, anchor items for the current piloting were selected from two different item pools by four researchers. Items selected from the K-5 NCTM pool had been previously piloted and scaled (Alonzo et al., 2009a, 2009b, 2009c; Alonzo & Tindal, 2009a, 2009b; Lai et al., 2009), and thus, item-level information was available to guide anchor selection. Researchers followed a number of guidelines when selecting anchor items from the NCTM pool. Anchor items were selected to balance estimated difficulty across all 15 pilot forms (easy, medium, hard), while also falling within the acceptable range of mean-square outfit values (0.5 to 1.5) recommended for reliable measurement in high-stakes multiple-choice test construction (Wright & Linacre, 1994).

A further constraint for selection of anchor items from the NCTM pool was that they be aligned to the CCSS. Based on results from Irvin et al. (2012b) and Park et al. (2012), we cross-walked NCTM Focal Point Standards and CCSS that were associated with each other when NCTM-written items were deemed aligned to particular CCSS in the alignment studies. In this manner, items originally written to the NCTM Focal Point Standards, though not necessarily included in the 2012 alignment studies, were deemed aligned to the CCSS and included in the

pool from which we selected anchor items in the current study (in addition to those items specifically deemed aligned in the earlier studies). Lastly, we attempted to stratify anchor items selected from the NCTM pool by CCSS. For instance, in first grade there are 4 different CCSS domains with a total of 37 unique anchor items needed to populate the 15 pilot forms; thus, 9-10 items were selected from each CCSS domain in first grade and stratified across pilot forms as evenly as possible.

Empirically estimated item-level information was not available for items in the new CCSS pool; thus, it was impossible to know the difficulty or mean-square outfit of items in the K-5 CCSS pool to guide anchor selection. Therefore, we adopted the same anchor item selection process used in our previous easyCBM CCSS middle school math item development study (see Anderson et al., 2012, p. 9 and 22), whereby our team of four researchers worked together to select appropriate anchor items for pilot forms based on: (a) an appropriate number of steps required to respond to the item (typically 2-3), (b) minimal language requirements outside of that needed to solve the math problem, (c) culturally unbiased (e.g., a blend of diverse names, avoiding overrepresentation of subject matter unrelated to the targeted math knowledge/skills), (d) direct alignment to targeted CCSS, and (e) consistency with principles of Universal Design for Assessment. As was the case for anchor items selected from the NCTM pool, those selected from the CCSS pool were stratified by CCSS domain in an attempt to balance representation within and across each grade-level pilot form.

After we selected horizontal anchor items, we created 15 pilot forms for each of grades K-5. For all grades, the first 4 items of each pilot form were unique items written to the CCSS as part of this study. The next 10 items (items 5-14) of each form were horizontal anchor items. We populated items 5-9 with anchor items selected from the NCTM pool, and items 10-14 with

anchor items selected from the CCSS pool. For both bands of anchor items (5-9 and 10-14), either 2 or 3 items linked to previous or the following pilot forms as shown in Table 2. It should be noted that pilot forms 1 and 15 shared either 2 or 3 horizontal anchor items between them, given they were at the “ends” of the line of forms (i.e., form 15 served as the “previous” form to form 1 and vice versa). In keeping with the recommendations of Kolen and Brennan (2004), the placement and order of each anchor item were held constant on a given pilot form. Finally, the unique items were last: items 15-32 for grades K-1, and 15-41 for grades 2-5. All unique items were stratified within and across pilot forms by standard and domain as appropriate and possible to balance content representation.

Participant recruiting and participation. Over the winter and spring of 2013, teachers from K-5 classrooms were recruited to participate in the pilot individually and at the district level through the easyCBM (<http://www.easycbm.com>) and BRT websites (<http://www.brtprojects.org/about/current-research>), and through existing research cooperative relationships around the country. To protect confidentiality, districts, schools and teachers interested in participating were informed in writing that identifying information (e.g., demographics) would not be collected on students or teachers, and only information relevant to meeting research partnership status would be collected at the school and district levels (e.g., the total number of participating students per district or school). At the same time, interested participants were also given general details concerning the piloting process, described more specifically below, to make clear the study requirements.

A minimum of 200 student responses per item is desirable to obtain stable and accurate item calibrations using the 1-parameter logistic Rasch model in a concurrent equating design, as was used in the current study. To fulfill this minimum response requirement, we needed to

recruit 3000 students (15 forms * 200 responses) for each of grades K-5. We were, however, constrained by the end of the academic calendar and recruitment resources, and thus, we did not meet the minimum desirable response requirements for each form (and item). In total, 7,700 students and 329 teachers from 140 schools, in 132 districts, across 33 states participated in the piloting portion of the study that began on May 15, 2013 and ended on June 15, 2013. The following number of students participated in the pilot by grade: 731 (grade K), 1,124 (grade 1), 1,136 (grade 2), 1,685 (grade 3), 1,499 (grade 4) and 1,525 (grade 5). Final pilot participation statistics by grade and form are given in Table 3.

Piloting process. Once they agreed to participate, teachers were given detailed instructions on how to access the secure piloting website, how to have their students select the appropriate grade level (K-5), and how their students would begin and take the online test. Students were instructed to use scrap paper as necessary, but *not* to use calculators to complete any math items. Once students selected their appropriate grade, they were shown a title screen that prompted them to begin the test by clicking an onscreen button when ready. Students were then immediately administered one of 15 grade-level pilot forms. The administered test form was automatically assigned by the piloting website, based on the number of students who had *completed* that form previously. In other words, students were assigned the grade-level pilot form with the fewest number of completions across all students in the pilot. Student responses (a, b, or c) were automatically recorded in a secure online database based on which response option a student selected, with the position in which the three answer options (a, b, or c) were displayed on the students' computer screens randomized each time an item was administered. Given that pilot forms were assigned based on the number of times they had been completed and that answer options were randomly rotated each time an item was administered, cheating was a

limited concern. A screen capture of a first grade math item demonstrative of how all items displayed on the pilot website (and indeed the K-8 easyCBM formative assessment system) is shown in Figure 1.

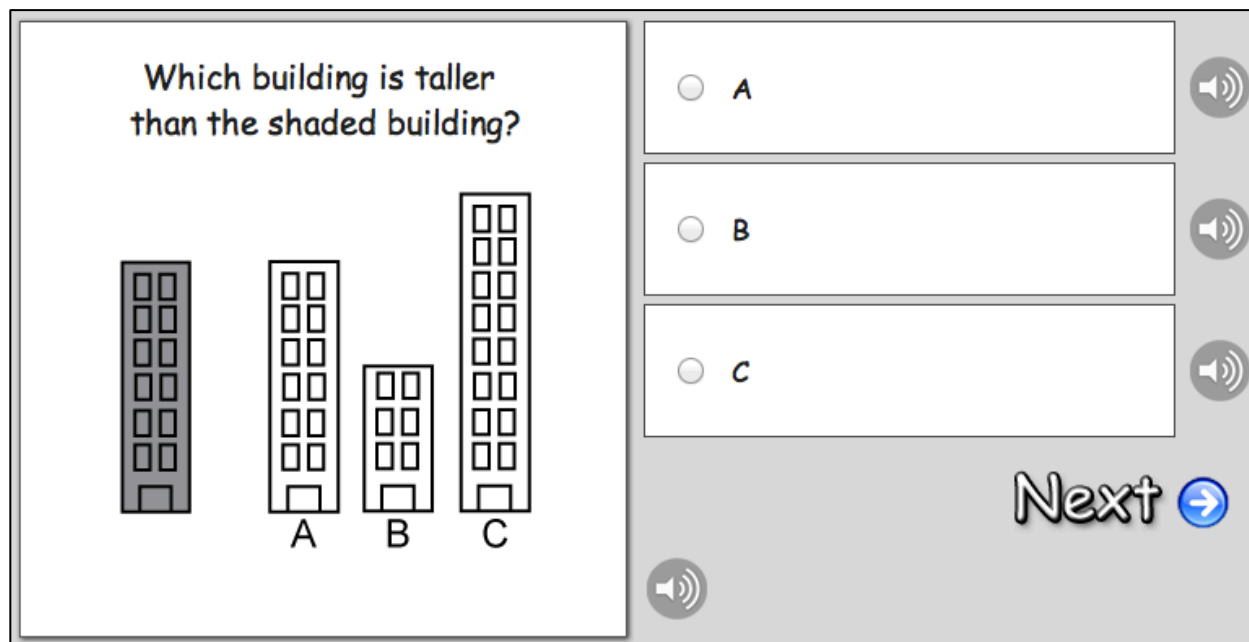


Figure 1. Screen capture of math item illustrating online display of math items in the pilot study and easyCBM assessment system.

Item calibration. All math items, including those from the larger and previously-existing NCTM pool, were calibrated to the same scale using a 1-parameter logistic (1PL) Rasch model in a concurrent equating design using Winsteps 3.6.8 (Linacre, 2009). In the Rasch model, a special case of the 1-parameter logistic model in which the item discrimination parameter is constrained to 1.0 and student ability is freely estimated (Linacre, 2008), all item and student parameters are estimated simultaneously from a single data file that contains all student responses, grades K-5. The concurrent equating design estimates student ability based on their responses to items, treating any non-responses as missing. Items are placed on the same scale through the inclusion of anchor items across grade level forms, displayed in Table 2.

The Rasch model is defined as

$$P(X_{is} = 1 | \theta_s, \beta_i) = \frac{\exp[(\theta_s - \beta_i)]}{1 + \exp[(\theta_s - \beta_i)]} \quad (1)$$

where:

P = probability,

X_{is} = the response of student s to math item i ,

θ_s = the estimated ability of student s , and

β_i = the estimated difficulty of math item i (DeMars, 2010).

We chose the more parsimonious 1PL Rasch model because it appears to fit these data well, and also because we had a large final item bank of CCSS math items (full CCSS item bank) for grades K-5, which we analyzed for functioning and used to construct the operational easyCBM test forms. In other words, we had a surplus of items from which to construct test forms, enabling us to eliminate those items that did not function well from the full CCSS item bank.

Test form creation. Within each of grades K-5, we constructed 13 alternate test forms designed to be of comparable difficulty (3 to be used as seasonal benchmark screening tests and 10 to be used as progress monitoring tests) to make up the CCSS Math portion of the easyCBM formative assessment system. All test forms consisted of items that appeared to function well, while counterbalancing CCSS domain representation within and across each grade level form as possible. To construct the test forms, we first eliminated all items from the full CCSS item bank that appeared to not fit the 1PL Rasch model with regard to estimated *mean square outfit*.

Wright and Linacre (1994) simulated and analyzed hundreds of datasets, recommending that mean square outfit values between 0.5 and 1.5 could be interpreted as productive for measurement purposes for multiple-choice test construction, with values > 2.0 considered

degrading to the measurement system. As an initial step in test form construction, we thus eliminated any item from contention that had mean square outfit smaller than 0.49 or greater than 1.49.

After eliminating such items, within each grade we sorted the remaining items in ascending order by the associated CCSS domain and the estimated difficulty of items (easiest to most difficult). Within each grade, there were either 4 (grades 1 and 2) or 5 (grades K, 3-5) CCSS domains we attempted to counterbalance within and across test forms. Thus, we attempted to select the same number of items from each CCSS domain across the 13 test forms at a given grade level, though this was not possible in all instances, as some CCSS domains were underrepresented relative to others. To accomplish counterbalancing CCSS domain representation while maintaining form comparability, we selected *sets* of 13 items of roughly comparable difficulty. We sought a range of difficulty between these selected item sets, including items with “reach” into the easier end of the difficulty spectrum, being cognizant that the operational tests would be used to assess diverse student populations, from both the special education and general education populations, within an RTI framework. In terms of the layout of selected math items within test forms, we clustered items within CCSS domain, and then ordered them from easiest to most difficult. We reasoned that construct-irrelevant variance would likely be lessened if students were jumping between domains less often, and if the math skill requirements of problems “ramped up” from lower- to higher-order within each domain.

The final step in the test form creation process was our selection of horizontal anchor items between grade level seasonal benchmarks to allow for *within-year* growth estimation, and vertical anchors between seasonal benchmarks *across* grades as a basis for constructing a developmental scale score after the 2013-2014 academic year. The same team of four

researchers who selected anchors during piloting, selected anchor items for the operational test forms using the same process and guidelines previously described because they were intimately familiar with the math items and the item/test development process.

We selected horizontal anchor items for each benchmark using a within-grade linking design. Within each grade, 5 horizontal anchors were selected to link the fall and winter benchmarks, and 5 to link the winter and spring; thus, each fall and spring benchmark test form had 5 horizontal anchor items, while the winter test had 10. Horizontal anchor items were selected from those items already making up the benchmark tests at that point in the test form creation process. At this point, we had constructed 13 test forms designed to be of comparable difficulty in each of grades K-5, each test form consisting of 25 (grades K-2) or 30 (grades 3-5) math items.

We then selected vertical anchor items from the constructed test forms, adding 5 (grade K) or 10 (grades 1-5) math items to the end of each benchmark test in a manner that linked adjacent grade level benchmarks of the same season. For example, we selected 5 first grade math items from the fall benchmark to add on to the end of the fall Kindergarten benchmark (linking fall grade K to fall grade 1). When a grade was adjacent to two other grades (i.e., grade 3 is adjacent to both grades 2 and 4), additional vertical anchors were appended to the end of the seasonal benchmark test forms. For example, the third grade fall benchmark included 5 vertical anchor items from the second grade fall benchmark and 5 items from the fourth grade fall benchmark. Within each test form, adjacent grade-level vertical anchor items were ordered from easiest to most difficult based on the estimated difficulty of each item – the same manner in which unique and horizontal anchor items were ordered with respect to CCSS domain – and were appended to the end of each seasonal benchmark in the order of subsequent and then prior

grade, respectively. This pattern of vertical anchor linking prior and adjacent grades continued for all seasonal benchmarks for each of grades K-5 (and also grades 6-8, though those results are not included in this series of technical reports). Student responses to vertical anchor items over the 2013-2014 academic year will serve as the basis for constructing a cross-grade developmental scale as we move toward the reporting of a scale score in future years.

Results

As a result of item development and test creation efforts described in this study, we constructed 13 alternate test forms: 3 designated for seasonal benchmarking and 10 designated for progress monitoring, in each of grades K-5. We designed the test forms to be aligned with the CCSS in mathematics, to be of comparable difficulty within grade, and to be accessible for diverse student populations with a wide range of achievement. We loaded K-5 tests into the easyCBM database for use as online formative CCSS math assessments and released them for use in fall 2013.

The results of our analyses are reported separately by grade (K-5), each in its own technical report. For first grade, each seasonal benchmark consists of 35 total math items, including 5 vertical anchor items linked to each of the respective grade K and grade 2 benchmarks. Each progress-monitoring test form consists of 25 unique math items. The item difficulties for each of the 13 first grade test forms are displayed in Table 4.

Item Statistics

We present the results of the 1PL Rasch analysis in ascending order by test form and for the full CCSS first grade item bank in Appendices B and D, respectively. When examining item information in these appendices, it is important to highlight two statistics critical to evaluating item functioning within the context of Rasch-based test development: the estimated *difficulty* and

indicator of *discrimination*. The difficulty parameter, β_i in equation 1, represents the estimation of how difficult item i is relative to all other items in the analytic sample, with approximate possible values ranging from -3 (easiest items) to +3 (most difficult items) in the standardized scale – the same scale on which student ability (θ_s) is reported (DeMars, 2010). An estimated difficulty equal to 0 could then be interpreted as a student with average ability would have an equal probability of getting the answer correct as incorrect. Individual item difficulties are averaged across forms, representing an average difficulty of each test form as displayed in Table 4, to evaluate form equivalence. The average difficulty across all 13 first grade test forms is -0.005 (range = -0.031 to 0.034), or slightly below average difficulty. The second statistic that warrants highlighting is the indicator of item discrimination. As noted earlier, the 1PL Rasch analysis constrains the discrimination parameter to 1.0 (DeMars, 2010; Linacre, 2008). Though discrimination statistics are included for each item in Appendices B and D, it is important to distinguish that this item statistic is *not a true estimation of* item discrimination, but rather *an rough indicator of* item discrimination, approximated during a post-hoc calculation by WINSTEPS (Linacre, 2008). Interpretation of discrimination values in 1PL Rasch analysis is the same as those freely estimated in, for example, a 2-parameter logistic model; though, caution is warranted given they are merely rough indicators in this study. Discrimination values > 1.2 are considered very high (more productive for measurement purposes), while values < 0.5 are considered very low, when item difficulty and student ability are estimated in the standardized scale (DeMars, 2010), as is the case in our analysis.

Distractor Analysis

We present response option statistics in ascending order by test form and for the full CCSS first grade item bank in Appendices C and E, respectively. Interpretation of statistics

within these appendices is similar to item level interpretation, but is presented for each of the three response options. We coded the correct response option as A for all items, while the * represents missing data (those students included in the analytic sample who did not respond to the given item either by choice, if administered the pilot form containing the item, or simply because they were not administered that form). We analyzed distractors, seeking to retain well-functioning items in which students with the highest average estimated ability selected the correct answer choice, thus demonstrating the highest average person measure, while students with lower average estimated ability selected one of the remaining answer options. As described earlier, we attempted to write items with one near distractor and one far distractor. Items functioning well would thus demonstrate near distractors with average person measure values slightly below that of the correct response option and far distractors with lower average person measure values.

Discussion

As instruction in public schools across the United States moves in closer alignment with the CCSS, it is important for formative student assessment to also move in that direction given that the results of such assessment are regularly used to inform instructional decision-making within RTI contexts. To a growing degree, the validity of instructional decision-making in these contexts depends on both the alignment between adopted formative assessments and the CCSS and also the technical adequacy of such assessments. In this series of technical reports, we described the development and scaling of the easyCBM CCSS Math assessments for grades K-5, designed for use within an RTI framework of instruction and formative assessment in elementary classrooms.

References

- Alonzo, J., Lai, C. F., & Tindal, G. (2009a). The development of K-8 progress monitoring measures in mathematics for use with the 2% and general education populations: Grade 2 (Technical Report No. 0920). Eugene, OR: Behavioral Research and Teaching: University of Oregon.
- Alonzo, J., Lai, C. F., & Tindal, G. (2009b). The development of K-8 progress monitoring measures in mathematics for use with the 2% and general education populations: Grade 3 (Technical Report No. 0902). Eugene, OR: Behavioral Research and Teaching, University of Oregon.
- Alonzo, J., Lai, C. F., & Tindal, G. (2009c). The development of K-8 progress monitoring measures in mathematics for use with the 2% and general education populations: Grade 4 (Technical Report No. 0903). Eugene, OR: Behavioral Research and Teaching, University of Oregon.
- Alonzo, J., & Tindal, G. (2009a). The development of K-8 progress monitoring measures in mathematics for use with the 2% and general education populations: Grade 1 (Technical Report No. 0919). Eugene, OR: Behavioral Research and Teaching, University of Oregon.
- Alonzo, J., & Tindal, G. (2009b). The development of K-8 progress monitoring measures in mathematics for use with the 2% and general education populations: Kindergarten (Technical Report No. 0921). Eugene, OR: Behavioral Research and Teaching, University of Oregon.
- Anderson, D., Irvin, P. S., Patarapichayatham, C., Alonzo, J., & Tindal, G. (2012). The development and scaling of the easyCBM CCSS middle school mathematics measures

- (Technical Report No. 1207). Eugene, OR: Behavioral Research and Teaching, University of Oregon.
- DeMars, C. (2010). *Item response theory*. New York: Oxford University Press.
- Deno, S. (2003). Developments in curriculum-based measurement. *The Journal of Special Education, 37*, 184-192. doi: 10.1177/00224669030370030801
- Downing, S. M. (2006a). Selected-response item formats in test development. In S. M. Downing & T. M. Haladyna (Eds.), *Handbook of test development* (pp. 287-301). Mahwah, New Jersey: Lawrence Erlbaum Associates.
- Downing, S. M. (2006b). Twelve steps for effective test development. In S. M. Downing & T. M. Haladyna (Eds.), *Handbook of test development* (pp. 3-25). Mahwah, New Jersey: Lawrence Erlbaum Associates.
- Fuchs, D., & Fuchs, L. S. (2006). Introduction to response to intervention: What, why and how valid is it? *Reading Research Quarterly, 41*, 93-99. doi: 10.1598/RRQ.41.1.4
- Haladyna, T. M. (2004). *Developing and validating multiple-choice test items* (3rd ed.). London: Routledge.
- Irvin, P. S., Park, B. J., Alonzo, J., & Tindal, G. (2012a). The alignment of the easyCBM grades 6-8 math measures to the Common Core State Standards (Technical Report No. 1230). Eugene, OR: Behavioral Research and Teaching, University of Oregon.
- Irvin, P. S., Park, B. J., Alonzo, J., & Tindal, G. (2012b). The alignment of the easyCBM grades K-2 math measures to the Common Core State Standards (Technical Report No. 1228). Eugene, OR: Behavioral Research and Teaching, University of Oregon.
- Kolen, M. J., & Brennan, R. L. (2004). *Test equating: Methods and practices* (2nd ed.). New York: Springer-Verlag.

- Lai, C. F., Alonzo, J., & Tindal, G. (2009). The development of K-8 progress monitoring measures in mathematics for use with the 2% and general education populations: Grade 5 (Technical Report No. 0901). Eugene, OR: Behavioral Research and Teaching, University of Oregon.
- Linacre, J. M. (2008). A user's guide to WINSTEPS MINISTEP Rasch-model computer programs. Chicago, IL.
- Linacre, J. M. (2009). WINSTEPS Rasch measurement computer program: version 3.6.8.
- National Governors Association Center for Best Practices, & Council of Chief State School Officers. (2010). Common Core State Standards. Washington D.C.: National Governors Association Center for Best Practices and Council of Chief State School Officers.
- Nese, J. F. T., Lai, C. F., Anderson, D., Park, B. J., Tindal, G., & Alonzo, J. (2010). The Alignment of easyCBM Math Measures to Curriculum Standards (Technical Report No. 1002). Eugene, OR: Behavioral Research and Teaching, University of Oregon.
- Park, B. J., Irvin, P. S., Alonzo, J., & Tindal, G. (2012). The alignment of the easyCBM grades 3-5 math measures to the Common Core State Standards (Technical Report No. 1229). Eugene, OR: Behavioral Research and Teaching, University of Oregon.
- Shores, C., & Chester, K. (2009). *Using RTI for school improvement: Raising every student's achievement scores*. Thousand Oaks, CA: Corwin Press: A SAGE Company.
- Thompson, S. J., Johnstone, C. J., & Thurlow, M. L. (2002). *Universal design applied to large scale assessments* (Synthesis Report 44). Minneapolis, MN: University of Minnesota, National Center on Educational Outcomes. Retrieved December 1, 2012, from: <http://www.cehd.umn.edu/nceo/OnlinePubs/Synthesis44.html>.
- Tindal, G. (2013). Curriculum-based measurement: A brief history of nearly everything from the

1970s to the present. *ISRN Education (International Scholarly Research Network)*, 29.

doi: 10.1155/2013/958530

U.S. Department of Education. (2010). *ESEA Blueprint for Reform*. Washington, D.C.: Office of Planning, Evaluation and Policy Development,.

VanDerHeyden, A. M., Witt, J. C., & Gilbertson, D. (2007). A Multi-Year Evaluation of the Effects of a Response to Intervention (RTI) Model on Identification of Children for Special Education. *Journal of School Psychology, 45*(2), 225-256.

Wright, B. D., & Linacre, J. M. (1994). Reasonable mean-square fit values. *Rasch Measurement Transactions, 8*, 370.

Table 1
 First Grade Item Writing Plan by CCSS Standard

CCSS Standard	Item Set 1	Item Set 2	Item Set 3	Item Set 4	Existing BM Align	Total
G1	10	10	10	10	4	40
G2	10	10	10	10	5	40
G3	12	11	11	11	1	45
MD1	8	8	8	8	1	32
MD2	8	8	8	8	0	32
MD3	8	8	8	8	0	32
MD4	7	7	7	8	3	29
NBT1	0	0	0	0	7	0
NBT2	1	2	1	1	5	5
NBT3	10	10	10	10	2	40
NBT4	0	0	0	0	6	0
NBT5	10	10	10	10	0	40
NBT6	10	10	10	10	0	40
OA1	0	0	0	0	6	0
OA2	6	6	7	6	4	25
OA3	0	0	0	0	5	0
OA4	6	6	6	7	1	25
OA5	6	7	6	6	1	25
OA6	0	0	0	0	5	0
OA7	6	6	7	6	0	25
OA8	7	6	6	6	3	25
Set Total	125	125	125	125	59	500

Note. Item Sets 1-4 reflect items written to each CCSS standard based on results from our previous alignment study (Irvin et al., 2012b), reflected in Existing BM Align column. Total represents the number of math items written to a given CCSS standard in the current study.

easyCBM CCSS First Grade Math Measure Development

Table 2
Grades K-2 Piloting Plan

Form	C1	C2	C3	C4	C5	C6	C7	C8	C9	C10	C11	C12	C13	C14	C15	Anchor	Unique	Total
1	5	-	-	-	-	-	-	-	-	-	-	-	-	-	-	5	22	32
2	3	2	-	-	-	-	-	-	-	-	-	-	-	-	-	2	22	32
3	-	2	3	-	-	-	-	-	-	-	-	-	-	-	-	3	22	32
4	-	-	3	2	-	-	-	-	-	-	-	-	-	-	-	2	22	32
5	-	-	-	2	3	-	-	-	-	-	-	-	-	-	-	3	22	32
6	-	-	-	-	3	2	-	-	-	-	-	-	-	-	-	2	22	32
7	-	-	-	-	-	2	3	-	-	-	-	-	-	-	-	3	22	32
8	-	-	-	-	-	-	3	2	-	-	-	-	-	-	-	2	22	32
9	-	-	-	-	-	-	-	2	3	-	-	-	-	-	-	3	22	32
10	-	-	-	-	-	-	-	-	3	2	-	-	-	-	-	2	22	32
11	-	-	-	-	-	-	-	-	-	2	3	-	-	-	-	3	22	32
12	-	-	-	-	-	-	-	-	-	-	3	2	-	-	-	2	22	32
13	-	-	-	-	-	-	-	-	-	-	-	2	3	-	-	3	22	32
14	-	-	-	-	-	-	-	-	-	-	-	-	3	2	-	2	22	32
15	-	-	-	-	-	-	-	-	-	-	-	-	-	2	3	0	22	32

Form	N1	N2	N3	N4	N5	N6	N7	N8	N9	N10	N11	N12	N13	N14	N15	Anchor	Unique	Total
1	5	-	-	-	-	-	-	-	-	-	-	-	-	-	-	5	22	32
2	2	3	-	-	-	-	-	-	-	-	-	-	-	-	-	3	22	32
3	-	3	2	-	-	-	-	-	-	-	-	-	-	-	-	2	22	32
4	-	-	2	3	-	-	-	-	-	-	-	-	-	-	-	3	22	32
5	-	-	-	3	2	-	-	-	-	-	-	-	-	-	-	2	22	32
6	-	-	-	-	2	3	-	-	-	-	-	-	-	-	-	3	22	32
7	-	-	-	-	-	3	2	-	-	-	-	-	-	-	-	2	22	32
8	-	-	-	-	-	-	2	3	-	-	-	-	-	-	-	3	22	32
9	-	-	-	-	-	-	-	3	2	-	-	-	-	-	-	2	22	32
10	-	-	-	-	-	-	-	-	2	3	-	-	-	-	-	3	22	32
11	-	-	-	-	-	-	-	-	-	3	2	-	-	-	-	2	22	32
12	-	-	-	-	-	-	-	-	-	-	2	3	-	-	-	3	22	32
13	-	-	-	-	-	-	-	-	-	-	-	3	2	-	-	2	22	32
14	-	-	-	-	-	-	-	-	-	-	-	-	2	3	-	3	22	32
15	-	-	-	-	-	-	-	-	-	-	-	-	-	3	2	0	22	32

Note. C = CCSS pool anchor item; N = NCTM pool anchor item. Anchor items appearing in a vertical column (both CCSS or NCTM) were shared between the specified forms. For example, form 3 and form 4 shared 3 anchor items from the CCSS pool (set C3) and 2 from the NCTM pool (set N3).

Table 3
 Grades K-5 Piloting Participation Statistics

Grade K			Grade 1			Grade 2		
Form	Completed	Started	Form	Completed	Started	Form	Completed	Started
1	48	55	1	77	84	1	97	110
2	48	51	2	70	79	2	72	251
3	50	57	3	78	102	3	85	96
4	49	56	4	87	114	4	69	76
5	48	52	5	70	77	5	66	78
6	48	52	6	70	85	6	66	78
7	48	52	7	73	82	7	66	73
8	50	52	8	72	93	8	70	80
9	50	55	9	76	85	9	89	95
10	48	51	10	73	86	10	79	88
11	52	81	11	73	87	11	75	85
12	48	54	12	86	89	12	80	104
13	47	58	13	80	99	13	69	82
14	49	70	14	70	116	14	84	85
15	48	52	15	69	77	15	69	71
Form Average	49	57	Form Average	75	90	Form Average	76	97
Grade 3			Grade 4			Grade 5		
Form	Completed	Started	Form	Completed	Started	Form	Completed	Started
1	107	250	1	104	118	1	97	135
2	107	197	2	94	112	2	110	132
3	114	128	3	89	101	3	99	123
4	118	159	4	103	115	4	95	143
5	122	139	5	119	141	5	93	102
6	114	128	6	89	95	6	99	156
7	122	146	7	91	103	7	97	110
8	110	266	8	91	111	8	118	152
9	106	115	9	104	121	9	116	133
10	106	123	10	110	118	10	103	128
11	109	116	11	89	104	11	93	113
12	119	146	12	89	118	12	100	142
13	109	170	13	103	110	13	100	121
14	116	192	14	108	232	14	111	139
15	106	136	15	116	138	15	94	105
Form Average	112	161	Form Average	100	122	Form Average	102	129

Note. Many test forms were started though not completed, thus, the number of student responses per item varies within form, as shown in Appendices B and D.

easyCBM CCSS First Grade Math Measure Development

Table 4

First Grade Item Difficulties by Test Form (without adjacent grade vertical anchor items)

Item #	PM1	PM2	PM3	PM4	PM5	PM6	PM7	PM8	PM9	PM10	BMF	BMW	BMS	Mean
1	-0.97	-0.92	-0.9	-0.88	-0.87	-0.87	-0.82	-0.79	-0.73	-0.73	-0.73	-0.72	-0.70	-0.818
2	0.10	0.07	-0.04	-0.04	-0.05	-0.06	-0.08	-0.09	-0.14	-0.15	-0.15	-0.20	-0.23	-0.082
3	1.31	1.25	1.76	1.90	1.25	1.27	1.49	2.50	1.85	2.44	1.69	1.54	1.74	1.692
4	-2.26	-2.52	-2.26	-2.48	-2.29	-2.47	-2.31	-2.42	-2.32	-2.41	-2.33	-2.33	-2.35	-2.365
5	-1.70	-1.54	-1.71	-1.54	-1.72	-1.53	-1.71	-1.54	-1.72	-1.59	-1.65	-1.60	-1.66	-1.632
6	-1.00	-0.95	-0.95	-1.00	-0.94	-0.94	-0.98	-1.00	-0.94	-0.95	-0.95	-0.95	-0.96	-0.962
7	-0.59	-0.53	-0.45	-0.49	-0.52	-0.46	-0.46	-0.48	-0.47	-0.50	-0.54	-0.56	-0.56	-0.508
8	0.01	0.04	0.04	0.05	0.05	0.06	0.05	0.08	0.06	0.09	0.13	0.09	0.09	0.065
9	0.91	0.86	0.89	0.78	0.84	0.81	0.71	0.70	0.76	0.70	0.93	0.92	0.92	0.825
10	1.74	1.80	1.85	1.82	1.78	1.95	1.92	1.85	1.94	1.94	1.72	1.72	1.67	1.823
11	-0.50	-0.50	-0.48	-0.45	-0.44	-0.43	-0.40	-0.40	-0.38	-0.38	-0.56	-0.56	-0.53	-0.462
12	-0.08	-0.06	-0.02	-0.08	-0.14	-0.15	-0.18	-0.20	-0.21	-0.21	-0.18	-0.18	-0.18	-0.144
13	0.14	0.15	0.16	0.16	0.17	0.17	0.18	0.20	0.21	0.26	0.32	0.26	0.26	0.203
14	0.71	0.75	0.76	0.75	0.72	0.77	0.78	0.78	0.78	0.78	0.71	0.69	0.69	0.744
15	0.86	0.88	0.87	0.92	0.94	0.95	0.93	0.88	0.87	0.87	0.99	0.99	1.01	0.920
16	1.21	1.17	1.15	1.25	1.22	1.25	1.25	1.22	1.22	1.27	1.19	1.20	1.19	1.215
17	1.54	1.58	1.59	1.63	1.62	1.68	1.63	1.61	1.42	1.41	1.51	1.45	1.45	1.548
18	-0.02	-0.02	-0.11	-0.41	-0.43	-0.67	-1.10	-0.95	-0.88	-0.85	-0.02	0.59	0.73	-0.318
19	-1.62	-1.62	-1.62	-1.64	-1.64	-1.68	-1.71	-1.72	-1.74	-1.74	-1.55	-1.58	-1.60	-1.651
20	-1.30	-1.41	-1.41	-1.41	-1.39	-1.36	-1.35	-1.35	-1.33	-1.33	-1.32	-1.31	-1.31	-1.352
21	-0.74	-0.73	-0.73	-0.73	-0.72	-0.71	-0.69	-0.67	-0.66	-0.66	-0.74	-0.74	-0.74	-0.712
22	-0.48	-0.49	-0.51	-0.50	-0.52	-0.50	-0.49	-0.49	-0.48	-0.47	-0.46	-0.46	-0.45	-0.485
23	0.18	0.18	0.19	0.18	0.17	0.17	0.23	0.16	0.16	0.22	0.21	0.21	0.21	0.190
24	0.82	0.82	0.82	0.83	0.85	0.85	0.85	0.86	0.86	0.87	0.81	0.81	0.81	0.835
25	1.34	1.31	1.31	1.30	1.29	1.29	1.28	1.27	1.26	1.26	1.41	1.37	1.36	1.312
Mean	-0.016	-0.017	0.008	-0.003	-0.031	-0.024	-0.039	0.000	-0.024	0.006	0.018	0.026	0.034	-0.005

Note. PM1 to PM10 = Progress Monitoring Form 1 to Form 10; BMF = Benchmark Fall, BMW = Benchmark Winter, BMS = Benchmark Spring; Green = horizontal anchor items.

Appendix A: Training Materials

Common Core State Standards (CCSS) Math Item Writing and Review

Supplementing the easyCBM math
assessment system

easyCBM

- easyCBM is an online benchmark and progress monitoring assessment system.
- Designed to inform teachers' classroom-based instructional decisions
- Used within Response to Intervention (RTI)

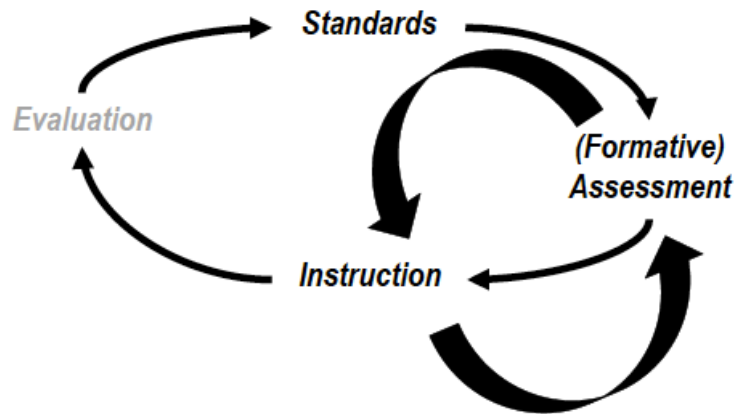
easyCBM in Use

- What are your experiences with easyCBM?

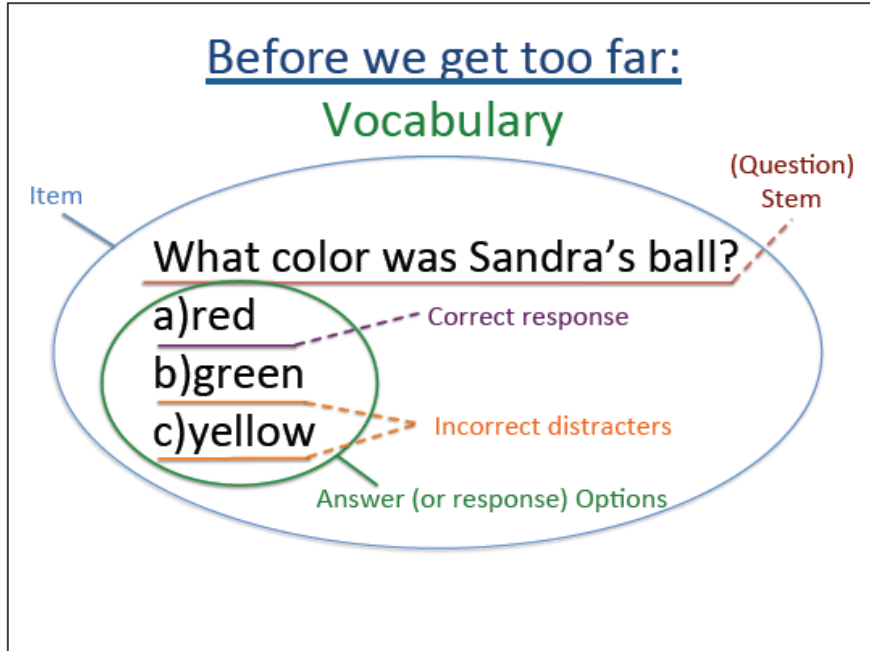
Popularity of the System

- Registered users in all 50 states
 - Over 2 million students in the system
 - Over 800,000 teachers in the system
- Growing exponentially
 - Over 9000 new registered teacher users every month; with district-level subscribers growing

Within RTI (very general)



Standards, instruction and assessment must align for accurate decision-making and inferences!



Project Overview

- Develop 3,000 new math items for easyCBM in grades K-5; 500 items per grade
 - Aligned with the Common Core State Standards (CCSS)
 - Piloted in April/May to examine their technical adequacy and establish difficulty
 - Developed items will be assembled with existing items that were aligned to CCSS into 20 test forms per grade (60 forms total).
 - Each form will have 25 items for use in easyCBM
 - Anticipated release date of Fall 2013

Existing Items vs. Items to be Developed

Existing Items

- Originally developed for the 2% population (i.e., students performing **well below** grade-level expectations)
- Aligned to the NCTM Focal Point Standards

Items to be Developed

- Should be developed for students performing **at or slightly below** grade-level expectations.
- Aligned to the CCSS

Common Core Standards (see PDF)

Grade K

Standard Domains

- Counting and Cardinality (KCC)
- Operations and Algebraic Thinking (KOA)
- Number and Operations in Base Ten (KNBT)
- Measurement and Data (KMD)
- Geometry (KG)

24 standards divided among 5 domains.

Outline of GrK Items to be Written/Reviewed

	Item Set 2	Item Set 3	Item Set 4	Item Set 5	CCSS BM Align	Total
CC1	5	5	6	6	0	22
CC2	1	1	1	1	6	4
CC3	6	6	5	5	1	22
CC4	1	1	1	1	5	4
CC5	5	5	6	6	3	22
CC6	1	1	1	1	5	4
CC7	6	6	5	5	2	22
G1	1	1	1	1	6	4
G2	1	1	1	1	7	4
G3	10	10	11	11	2	42
G4	1	1	1	1	5	4
G5	11	11	10	10	0	42
G6	1	1	1	1	8	4
MD1	4	4	4	4	5	16
MD2	2	2	2	2	9	8
MD3	19	19	19	19	4	76
NBT1	25	25	25	25	1	100
OA1	5	5	5	5	3	20
OA2	5	5	5	5	3	20
OA3	5	5	5	5	0	20
OA4	5	5	5	5	1	20
OA5	5	5	5	5	3	20
Set Total	125	125	125	125		500

Common Core Standards (see PDF)

Grade 1

Standard Domains

- Operations and Algebraic Thinking (1OA)
- Number and Operations in Base Ten (1NBT)
- Measurement and Data (1MD)
- Geometry (1G)

21 standards divided among 4 domains.

Outline of Gr1 Items to be Written/Reviewed

	Item Set 2	Item Set 3	Item Set 4	Item Set 5	CCSS BM Align	Total
G1	10	10	10	10	4	40
G2	10	10	10	10	5	40
G3	12	11	11	11	1	45
MD1	8	8	8	8	1	32
MD2	8	8	8	8	0	32
MD3	8	8	8	8	0	32
MD4	7	7	7	8	3	29
NBT1	0	0	0	0	7	0
NBT2	1	2	1	1	5	5
NBT3	10	10	10	10	2	40
NBT4	0	0	0	0	6	0
NBT5	10	10	10	10	0	40
NBT6	10	10	10	10	0	40
OA1	0	0	0	0	6	0
OA2	6	6	7	6	4	25
OA3	0	0	0	0	5	0
OA4	6	6	6	7	1	25
OA5	6	7	6	6	1	25
OA6	0	0	0	0	5	0
OA7	6	6	7	6	0	25
OA8	7	6	6	6	3	25
Set Total	125	125	125	125		900

Common Core Standards (see PDF)

Grade 2

Standard Domains

- Operations and Algebraic Thinking (2OA)
- Number and Operations in Base Ten (2NBT)
- Measurement and Data (2MD)
- Geometry (2G)

26 standards divided among 4 domains.

Outline of Gr2 Items to be Written/Reviewed

	Item Set 2	Item Set 3	Item Set 4	Item Set 5	CCSS BM Align	Total
G1	10	10	11	11	0	42
G2	10	11	10	10	3	41
G3	11	11	10	10	0	42
MD1	0	0	0	0	7	0
MD2	3	3	3	3	3	12
MD3	4	3	4	4	0	15
MD4	3	4	4	4	0	15
MD5	4	4	4	3	0	15
MD6	3	3	3	4	2	13
MD7	3	3	3	3	3	12
MD8	4	3	3	3	2	13
MD9	3	4	4	4	0	15
MD10	4	4	4	3	0	15
NBT1	0	0	0	0	10	0
NBT2	5	5	5	5	0	20
NBT3	5	5	5	5	0	20
NBT4	0	0	0	0	7	0
NBT5	1	1	1	2	5	5
NBT6	5	5	5	5	0	20
NBT7	5	5	5	5	2	20
NBT8	5	5	5	5	2	20
NBT9	5	5	5	5	0	20
OA1	2	1	1	1	7	5
OA2	10	10	10	10	3	40
OA3	10	10	10	10	0	40
OA4	10	10	10	10	1	40
	125	125	125	125		500

Common Core Standards (see PDF)

Grade 3

Standard Domains

- Operations and Algebraic Thinking (3OA)
- Number and Operations in Base Ten (3NBT)
- Number and Operations-Fractions (3NF)
- Measurement and Data (3MD)
- Geometry (3G)

25 standards divided among 5 domains.

Outline of Gr3 Items to be Written/Reviewed

	Item Set 2	Item Set 3	Item Set 4	Item Set 5	CCSS BM Align	Total
OA1	5	5	5	5	3	20
OA2	0	0	0	0	5	0
OA3	0	0	0	0	6	0
OA4	5	5	5	5	4	20
OA5	5	5	5	5	2	20
OA6	5	5	5	5	3	20
OA7	0	0	0	0	5	0
OA8	5	5	5	5	3	20
OA9	0	0	0	0	5	0
NBT1	8	9	9	8	0	34
NBT2	9	8	8	8	0	33
NBT3	8	8	8	9	1	33
NF1	0	0	0	0	11	0
NF2	20	20	20	20	1	80
NF3	5	5	5	5	5	20
MD1	3	3	3	4	0	13
MD2	4	3	3	3	0	13
MD3	3	3	4	3	0	13
MD4	3	4	3	3	0	13
MD5	3	3	3	3	0	12
MD6	3	3	3	3	1	12
MD7	3	3	3	3	0	12
MD8	3	3	3	3	1	12
G1	20	20	20	20	4	80
G2	5	5	5	5	15	20
	125	125	125	125		500

Common Core Standards (see PDF)

Grade 4

Standard Domains

- Operations and Algebraic Thinking (4OA)
- Number and Operations in Base Ten (4NBT)
- Number and Operations-Fractions (4NF)
- Measurement and Data (4MD)
- Geometry (4G)

28 standards divided among 5 domains.

Outline of Gr4 Items to be Written/Reviewed

	Item Set 2	Item Set 3	Item Set 4	Item Set 5	CCSS BM Align	Total
OA1	6	6	6	7	1	25
OA2	3	3	2	2	5	10
OA3	5	5	5	5	3	20
OA4	6	6	7	6	0	25
OA5	5	5	5	5	3	20
NBT1	4	4	4	3	1	15
NBT2	4	3	4	4	1	15
NBT3	4	4	3	4	1	15
NBT4	5	5	5	5	0	20
NBT5	4	4	3	4	3	15
NBT6	5	5	5	5	0	20
NF1	3	4	4	4	1	15
NF2	4	4	4	3	1	15
NF3	4	3	4	4	1	15
NF4	5	5	5	5	0	20
NF5	5	5	5	5	0	20
NF6	0	0	0	0	8	0
NF7	3	4	4	4	2	15
MD1	3	3	2	2	3	10
MD2	0	0	0	0	16	0
MD3	2	2	3	3	3	10
MD4	5	5	5	5	0	20
MD5	5	5	5	5	0	20
MD6	5	5	5	5	0	20
MD7	5	5	5	5	1	20
G1	9	8	8	8	0	33
G2	8	8	8	9	0	33
G3	8	9	9	8	0	34
	125	125	125	125		500

Common Core Standards (see PDF)

Grade 5

Standard Domains

- Operations and Algebraic Thinking (5OA)
- Number and Operations in Base Ten (5NBT)
- Number and Operations-Fractions (5NF)
- Measurement and Data (5MD)
- Geometry (5G)

26 standards divided among 5 domains.

Outline of Gr5 Items to be Written/Reviewed

	Item Set 2	Item Set 3	Item Set 4	Item Set 5	CCSS BM Align	Total
OA1	9	9	8	8	1	34
OA2	8	8	8	9	0	33
OA3	8	8	9	8	0	33
NBT1	3	4	4	4	2	15
NBT2	4	4	4	3	2	15
NBT3	5	5	5	5	0	20
NBT4	4	3	4	4	2	15
NBT5	5	5	5	5	0	20
NBT6	4	4	3	4	3	15
NBT7	0	0	0	0	13	0
NF1	0	0	0	0	9	0
NF2	3	4	4	4	2	15
NF3	5	5	5	5	0	20
NF4	4	4	4	3	1	15
NF5	5	5	5	5	0	20
NF6	4	4	3	4	1	15
NF7	4	3	4	4	2	15
MD1	7	7	8	8	0	30
MD2	8	8	7	7	0	30
MD3	0	0	0	0	9	0
MD4	5	5	5	5	3	20
MD5	5	5	5	5	4	20
G1	7	6	6	6	0	25
G2	6	6	6	7	0	25
G3	6	6	7	6	0	25
G4	6	7	6	6	0	25
	125	125	125	125		500

Why So Many New Items?

1. No matter how perfect an item looks, there are always quirks.
 - We need 250-300 “good” items per grade.
 - If we write 500 items per grade, we can “weed out” the poor items.
2. The surplus of items also allows us to assemble items into test forms (i.e., seasonal benchmarks and progress-monitoring) of *comparable difficulty*.

Purpose 1

Example: Two Similar Items

Item 1	Item 2
$\frac{2}{3} \times \frac{3}{5} = \underline{\quad}$	$\frac{3}{8} + \frac{2}{3} = \underline{\quad}$
A. $\frac{6}{15}$ B. $\frac{5}{8}$ C. $\frac{5}{15}$	A. $\frac{1}{4}$ B. $\frac{9}{16}$ C. 1

Purpose 1

Example (continued)

- Although the previous two items look very similar, our statistical analyses of the items functioning indicate that Item 1 is functioning quite well, while Item 2 is functioning quite poorly.
- Item 2 was determined to be functioning poorly enough that it was removed
- Despite the similarities in item construction, the students' responses to the items are very different (i.e., matching student ability w/ question difficulty).

Purpose 1
Recap

<p>Item 1</p> <div style="border: 1px solid black; width: 150px; height: 100px; margin: 0 auto; display: flex; align-items: center; justify-content: center;">$\frac{2}{3} \times \frac{3}{5} = \underline{\quad}$</div> <p>A. $\frac{6}{15}$ B. $\frac{5}{8}$</p> <p style="text-align: center;">Good Item</p>	<p>Item 2</p> <div style="border: 1px solid black; width: 150px; height: 100px; margin: 0 auto; display: flex; align-items: center; justify-content: center;">$\frac{3}{8} + \frac{2}{3} = \underline{\quad}$</div> <p>A. $\frac{1}{4}$ B. $\frac{9}{16}$</p> <p style="text-align: center;">Poor Item</p>
---	--

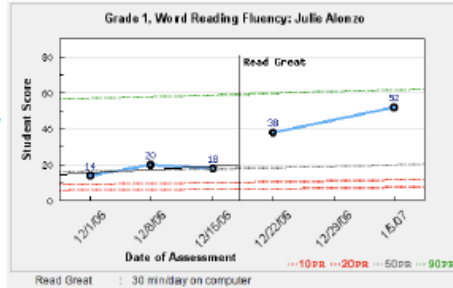
Why? It's difficult to say for sure, but is part of why we need to write a surplus of items

Purpose 2
RTI

- RTI requires multiple test forms of equivalent difficulty
- If forms are not equivalently difficult, assumptions about the growth students make and/or the effectiveness of instruction or an intervention may not be accurate

Purpose 2 (Continued)

- Growth?
 - What if first three forms were unusually difficult and the last two forms were unusually easy?



- We need to have a sufficient number of items to ensure that forms actually are, statistically speaking, equivalently difficult.

Your Role As the Item Writer and
Item Reviewer
*A Concurrent Process of Item
Writing, Reviewing, and Submission*

Your role as the *Item Writer*

- **Become an “item writing expert”**
 - Thoroughly review the CCSS associated with the grade-band you have been assigned (i.e., K-1, 2-3, and 4-5).
 - Review “example items” in ItemSet spreadsheet.
- **Complete two ItemSet spreadsheets, consisting of 125 items for each grade of your assigned grade band (i.e., 125 grade K items, and 125 grade 1 items for K-1 grade band)**
- **Thoroughly review all items written before turning items in to BRT (in batches).**

Your role as the *Item Reviewer*

- **Become an “item writing expert”**
 - Thoroughly review the CCSS associated with the grade that you have been assigned (i.e., K, 1, 2, 3, 4, or 5).
 - Review “example items” in ItemSet spreadsheet.
- **Review and edit 500 grade-level items from the 4 ItemSets (in batches).**
- **Thoroughly review all items written before turning items in to BRT (in batches, by ItemSet).**

Excel ItemSet Template cont.

- Each ItemSet consists of 125 items
- **Item Writers** will write all 125 items and fill out the excel sheet.
 - After writing items into the excel file, the Item Writer should add an underscore and their initials after the version number to save it
 - e.g., Item Writer = **Shawn Irvin**:
G2ItemSet2.xlsx → G2ItemSet2_SI.xlsx
- Each **Item Writer** will write items to specific CCSS, most times multiple items per standard
- The number of items per domain will vary by Item Writer and grade.

Excel ItemSet Template

Item ID	Domain	Standard	Question	Option A (correct)	Option B (incorrect)	Option C (incorrect)	Graphics Description
201.Example	Reason with shapes and their attributes.	Recognize and draw shapes having specified attributes, such as a given number of angles or a given number of equal faces. Identify triangles, quadrilaterals, pentagons, hexagons, and cubes.	Which has more angles?	[img]Item_361exampl_e_a.png[/img]	[img]Item_361exampl_e_b.png[/img]	[img]Item_361exampl_e_c.png[/img]	graphics images for answer choices where: a) has a picture of square, b) has a picture of triangle, and c) has a picture of circle
201.1	Reason with shapes and their attributes.	Recognize and draw shapes having specified attributes, such as a given number of angles or a given number of equal faces. Identify triangles, quadrilaterals, pentagons, hexagons, and cubes.					
201.2	Reason with shapes and their attributes.	Recognize and draw shapes having specified attributes, such as a given number of angles or a given number of equal faces. Identify triangles, quadrilaterals, pentagons, hexagons, and cubes.					
201.3	Reason with shapes and their attributes.	Recognize and draw shapes having specified attributes, such as a given number of angles or a given number of equal faces. Identify triangles, quadrilaterals, pentagons, hexagons, and cubes.					

Write one Question (stem) and three Answer options in these cells

- Option A is **always** the correct answer
- Options B and C are **always** incorrect, but plausible distractor responses

The "home" for all of the items we write and review!!!
 These ItemSet spreadsheets will be passed from Writers to me to Reviewers and back to me for an in-house review.

Item ID Naming Convention

Item ID	Domain	Standard	Question	Option A (Correct)	Option B (Incorrect)	Option C (Incorrect)	Graphics (Description)
2G1.Example	Reason with shapes and their attributes.	Recognize and draw shapes having specified attributes, such as a given number of angles or a given number of equal faces. Identify triangles, quadrilaterals, pentagons, hexagons, and cubes.	Which has more angles?	[img]Item_2G1exampl_e_1.png[/img]	[img]Item_2G1exampl_e_2.png[/img]	[img]Item_2G1exampl_e_3.png[/img]	graphics images for answer choices where: a) has a picture of square, b) has a picture of triangle, and c) has a picture of circle
2G1.1	Reason with shapes and their attributes.	Recognize and draw shapes having specified attributes, such as a given number of angles or a given number of equal faces. Identify triangles, quadrilaterals, pentagons, hexagons, and cubes.					
2G1.2	Reason with shapes and their attributes.	Recognize and draw shapes having specified attributes, such as a given number of angles or a given number of equal faces. Identify triangles, quadrilaterals, pentagons, and cubes.					
2G1.3	Reason with shapes and their attributes.	Recognize and draw shapes having specified attributes, such as a given number of angles or a given number of equal faces. Identify triangles, quadrilaterals, pentagons, and cubes.					

2G1.1 = Grade 2 – Geometry domain – Standard 1 – **Item 1**
 2G1.2 = Grade 2 – Geometry domain – Standard 1 – **Item 2**
Two items, same domain/standard!

- ### Item ID Naming Convention
- It is crucial that all items written are filled out in the excel sheet appropriately
 - Graphics accompanying an item **MUST BE** given the same ID because the graphic is part of the item.
 - If the wrong ID is assigned to the graphic, it will either be lost or accompany the wrong item.

Graphics (images) in Items

- **First rule of graphics – they are expensive**
 - Adds, on average, around \$50 to the total cost of the item
- **Does this mean graphics should not be used?**
 - No, but it does mean that graphics should only be used if they (a) increase the clarity of the item or (b) are essential to the content of the item (i.e., in geometry)
 - Graphics may be necessary for some standards!
- **There is also no clear research on the effect of adding a graphic to an item (Kettler, Elliott, & Beddow, 2009)**

Graphics in Items (cont.)

- Graphics can be in question/stem, and/or in answer options!
- If you as an Item Writer or Reviewer want to add graphics, they have two options:
 1. Describe what the graphic will look like in detail **in the excel sheet** (recommended if the graphic is simplistic).
 2. Draw the graphic by hand or use clipart from the web in the “Graphics Template” provided.

Describe what the graphic will look like in detail **in the excel sheet** (recommended if the graphic is simplistic).

Item ID	Item	Question	Option A (Correct)	Option B (Incorrect)	Option C (Incorrect)	Graphics Description	
301.Example	Reason with shapes and their attributes.	Recognize and draw shapes having specified attributes, such as a given number of angles or a given number of equal faces. Identify triangles, quadrilaterals, pentagons, hexagons, and cubes.	Which has more angles?	[img]Item_301Example_A.png[/img]	[img]Item_301Example_B.png[/img]	[img]Item_301Example_C.png[/img]	graphics images for answer choices where a) has a square of square, b) has a picture of triangle, and c) has a picture of circle
301.1	Reason with shapes and their attributes.	Recognize and draw shapes having specified attributes, such as a given number of angles or a given number of equal faces. Identify triangles, quadrilaterals, pentagons, hexagons, and cubes.					
301.2	Reason with shapes and their attributes.	Recognize and draw shapes having specified attributes, such as a given number of angles or a given number of equal faces. Identify triangles, quadrilaterals, pentagons, hexagons, and cubes.					
301.3	Reason with shapes and their attributes.	Recognize and draw shapes having specified attributes, such as a given number of angles or a given number of equal faces. Identify triangles, quadrilaterals, pentagons, hexagons, and cubes.					

Protocol for Hand Drawn Graphics

- Draw the graphic by hand using "Graphic Template"
- Matching Item ID exactly!

Note: the unique Item ID

GEOMETRY GRADE 3 4/21/12

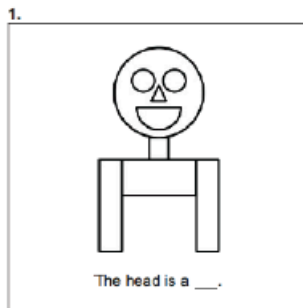
Item 301.551 .png

Item _____ .png

Item _____ .png

Item_301.551 B .png

Protocol for Hand Drawn Graphics (as it is seen in easyCBM)



- A. triangle
- B. circle
- C. square

Protocol for Hand Drawn Graphics


- Use clipart from the web and enter into "Graphics Template"

<http://www.fotosearch.com/>



Note. We will not use any of the clipart in the actual items, but it is a way to communicate approximately what the graphic should look like.

Graphics Template

Item ID: 6RP1001.png 

Item ID	Item ID
Item ID	Item ID
Item ID	Item ID
Item ID	Item ID
Item ID	Item ID
Item ID	Item ID

Note: the unique Item ID

Protocol for Hand Drawn Graphics (as it is seen in easyCBM)



Use Basic Codes in ItemSet Spreadsheets

(see ExampleSheet_K-5CCSS.docx for more)

- **Image:** [img]item_7NS3008.png[/img]
- **Division symbol:** $3 \div 4 = 3$ [divide]4 = 3[div]4
- **Long division:** 3[longdiv]42[/longdiv]
- **Square roots:** $\sqrt{25} =$ [squareroot]25[/squareroot]
- **Pi:** $\pi =$ [pi]
- **Vertically stacked add/sub/multiply:**

$$\begin{array}{r} \text{[plus]30:40:12[/plus]} \rightarrow 30 \\ 40 \\ + 12 \end{array}$$

Excel Sheet (see Example Problems)

Item ID	Domain	Standard	Question	Option A (Correct)	Option B (Incorrect)	Option C (Incorrect)	Graphics Description
201.Example	Reason with shapes and their attributes.	Recognize and draw shapes having specified attributes, such as a given number of angles or a given number of equal faces. Identify triangles, quadrilaterals, pentagons, hexagons, and cubes.	Which has more angles?	[img]Item_201exampl_e_n.png[/img]	[img]Item_201exampl_e_s.png[/img]	[img]Item_201exampl_e_o.png[/img]	graphics images for chosen shapes where a) has a picture of square, b) has a picture of triangle, and c) has a picture of circle
201.1	Reason with shapes and their attributes.	Recognize and draw shapes having specified attributes, such as a given number of angles or a given number of equal faces. Identify triangles, quadrilaterals, pentagons, hexagons, and cubes.					
201.2	Reason with shapes and their attributes.	Recognize and draw shapes having specified attributes, such as a given number of angles or a given number of equal faces. Identify triangles, quadrilaterals, pentagons, hexagons, and cubes.					
201.3	Reason with shapes and their attributes.	Recognize and draw shapes having specified attributes, such as a given number of angles or a given number of equal faces. Identify triangles, quadrilaterals, pentagons, hexagons, and cubes.					

The Basic Process

Item Writers:

- You will write and turn items in batches, approximately ~20-40 items at a time, and email them to *me* for a quick check for completeness and quality, with all 250 items, two completed ItemSet spreadsheets due by Friday, January 11th, 2013.
- I will email OKd items to **Item Reviewers**.
- *Item Reviewers* will individually be reviewing, editing all items for ways to improve them, and returning them to me, but they should be as strong as you can get them before emailing them to me.

The Basic Process (cont.)

Item Reviewers:

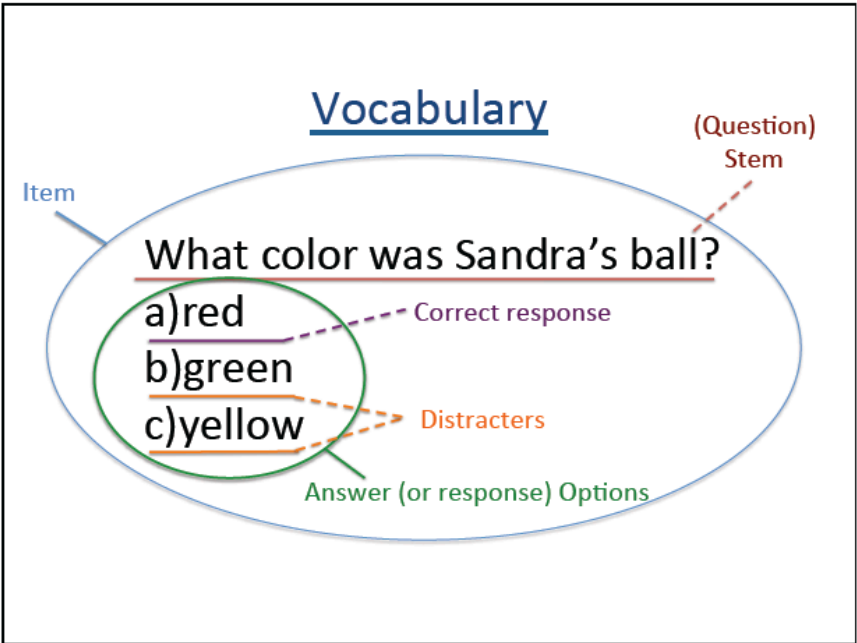
- After you have reviewed/edited all items in an item set and deemed them to be (a) aligned to the standard, (b) mathematically accurate, (c) grade-level appropriate, (d) free of bias, and (e) “good” overall items, you turn in the ItemSet spreadsheet to me at BRT.
- Email items back to me in batches, a full ItemSet (i.e., 125 group of grade-level items from a single Item Writer) at a time → you will turn in a total of four of these for your grade, with all ItemSets due by Friday, January 25th, 2013

Deadlines and Compensation

- Compensation will be released upon completion of ***your*** work, pending approval by BRT and the University of Oregon (me)
- \$800 for ***Item Writers*** completing two ItemSets of 125 items each, 250 total → January, 11th, 2013
- \$1500 for ***Item Reviewers*** for reviewing/editing 500 grade-level math items → January, 25th, 2013

Study-related or
Procedural
QUESTIONS?

Some Basic Item Writing Guidelines



Why multiple choice items?

“Selected-response items are the most appropriate item format for measuring cognitive achievement or ability, especially higher order cognitive achievement or cognitive abilities, such as problem solving, synthesis, and evaluation.” (Downing, 2006, p. 288)

- **Validity**
 - Less chance of construct irrelevant variance in scores
 - Allow a given skill to be assessed multiple times (multiple items)
- **Efficiency**
 - Easy to administer
 - Easy to produce
 - Easy to score objectively (as opposed to constructed response item types)

How do you write a good item?

Art or SCIENCE? (maybe a little of both)

Answer Options:

- Use only 3 options: 1 correct response and 2 distracters
- Choose logical distracters
- Avoid excess text or irrelevant features

Assess Only Target Knowledge:

- Targeting **Math**
- Reduce language as much as possible
- If the item is supposed to assess fractions, make sure it doesn't assess other factors, such as conversions or estimations.

Be Sensitive of Bias Issues:

- Keep in mind the population of students who will be taking the items
- Consider ELL, SWD, diverse cultures, etc.

Universal Design

How should we design a building so the widest range of populations possible can access it?



Universal Design for Assessment

- Considers *all* characteristics of test-takers.
- Precisely defined constructs.
- Accessible, non-biased items. Primarily BRT Responsibility
- Items amendable to accommodations.
- Simple, clear, and intuitive instructions and procedures.
- Maximum readability and comprehensibility.
- Maximum legibility of text, tables, figures, and illustrations

Thompson, Johnstone, and Thurlow (2002)

TABLE 1
A Revised Taxonomy of Multiple-Choice (MC) Item-Writing Guidelines

Content concerns

1. Every item should reflect specific content and a single specific mental behavior, as called for in test specifications (two-way grid, test blueprint).
2. Base each item on important content to learn; avoid trivial content.
3. Use novel material to test higher level learning. Paraphrase textbook language or language used during instruction when used in a test item to avoid testing for simply recall.
4. Keep the content of each item independent from content of other items on the test.
5. Avoid over specific and over general content when writing MC items.
6. Avoid opinion-based items.
7. Avoid trick items.
8. Keep vocabulary simple for the group of students being tested.

Formatting concerns

9. Use the question, completion, and best answer versions of the conventional MC, the alternate choice, true-false (TF), multiple true-false (MTF), matching, and the context-dependent item and item set formats, but AVOID the complex MC (Type K) format.
10. Format the item vertically instead of horizontally.

Style concerns

11. Edit and proof items.
12. Use correct grammar, punctuation, capitalization, and spelling.
13. Minimize the amount of reading in each item.

Writing the stem

14. Ensure that the directions in the stem are very clear.
15. Include the central idea in the stem instead of the choices.
16. Avoid window dressing (excessive verbiage).
17. Word the stem positively, avoid negatives such as NOT or EXCEPT. If negative words are used, use the word cautiously and always ensure that the word appears capitalized and boldface.

TABLE 1
A Revised Taxonomy of Multiple-Choice (MC) Item-Writing Guidelines

Writing the choices

18. Develop as many effective choices as you can, but research suggests three is adequate.
19. Make sure that only one of these choices is the right answer.
20. Vary the location of the right answer according to the number of choices.
21. Place choices in logical or numerical order.
22. Keep choices independent; choices should not be overlapping.
23. Keep choices homogeneous in content and grammatical structure.
24. Keep the length of choices about equal.
25. *None-of-the-above* should be used carefully.
26. Avoid *All-of-the-above*.
27. Phrase choices positively; avoid negatives such as NOT.
28. Avoid giving clues to the right answer, such as
 - a. Specific determiners including always, never, completely, and absolutely.
 - b. Clang associations, choices identical to or resembling words in the stem.
 - c. Grammatical inconsistencies that cue the test-taker to the correct choice.
 - d. Conspicuous correct choice.
 - e. Pairs or triplets of options that clue the test-taker to the correct choice.
 - f. Blatantly absurd, ridiculous options.
29. Make all distractors plausible.
30. Use typical errors of students to write your distractors.
31. Use humor if it is compatible with the teacher and the learning environment.

Content Concerns

“Every item should reflect specific content and a single specific cognitive process” (Haladyna, 2004, p. 98).

Guidelines

- Write/review items that align with only one standard (or one part of one standard), and that the item targets that standard clearly and directly.
 - Target only one skill in each item. If standard asks for multiple skills, use multiple items.
- Try not to be over-specific or over-general.
- Try not to “trick the students”
- Each item should be independent of all others.
- Avoid focusing items on trivial parts of standards.
- Present items in novel formats

Note. The following slides are largely based on Haladyna, 2004.

Targeting Only One Skill

Standard 6.SP: Recognize that a measure of center for a numerical data set summarizes all of its values with a single number, while a measure of variation describes how its values vary with a single number.

Example item 1

Which number describes the center of the dataset?

Dataset: 5, 7, 3, 3

- A) Average – 4.50
- B) Standard deviation – 1.91
- C) Range – 4.00

Example item 2

Which number describes the center of the dataset?

Dataset: 5, 7, 3, 3

- A) 4.50
- B) 1.91
- C) 4.00

Targeting Only One Skill

Example item 1

- The first item provides the student with the name of the statistic **AND** the number.
- The target skill of the item (measure of central tendency) is not confused with other math skills.

HOWEVER -

- Item still requires vocabulary and additional reading skills over a simpler version

Example item 2

- Second item requires student to both know the best statistic (average) **AND** to recognize which number represents that statistic.
- Item has less text, but in this case, the text may help target the skill of interest.

Targeting Only One Skill

- Both items target only one part of the standard (central tendency), yet item 2 still targets multiple math skills.
 - **Note: if we were interested in knowing students' skills with calculating the average, we could easily address it with a different item.**

Example

The average of: 4, 3, 9, 4 = ?

- A) 5
- B) 20
- C) 4

Over-specific/Over-general

Over-specific item

Who wrote the *Icon of Seville*?

- A) Lorca
- B) Ibanez
- C) Rodriguez

Over-specific items often assess trivial content.

Over-general item

Which is the most serious problem in the world?

- A) hunger
- B) lack of education
- C) disease

Over-general items are often opinion-based.

Balancing the generality of an item is part of the “art” of writing good items.

Note. Examples from Haladyna, 2004, p. 102.

Trick Questions

- Is there a fourth of July in England?
Yes, there is a fourth of July everywhere.
- Some months have 31 days. How many have 28?
All of them
- How many animals of each gender did Moses bring on his ship?
None. Moses didn't have a ship, Noah did.
- A butcher in the meat market is six feet tall. What does he weigh?
Meat

Note. Examples from Haladyna, 2004, p. 104.

Trick Questions

“There are enough problems in testing without contributing more by using trick items.” (Haladyna, 2004, p. 104)

Formatting Concerns

- Make sure stem is a complete sentence/directive.
- Make sure item is multiple choice, and contains three options (correct response and two plausible distracters).
- Correct response is always answer Option A
 - Because items will be computer-administered, we will randomly rotate all options. For development purposes, it’s easiest to always keep the correct response in a consistent location.

All other formatting concerns are BRT responsibility

Style Concerns

- Please proof read all items you wrote ***before*** you turn them over to me (both ***Writers*** and ***Reviewers***)
- Primary things to look for:
 - Grammar
 - Can the reading load be reduced without losing clarity?
 - Is there more than one construct/skill?
 - Bias and sensitivity (i.e., variety of diverse names – Google them!)

Stem Construction

- Try to be as clear and concise as possible
- Make sure the stem is complete and contains all the information needed to solve the problem.

Developing Options (correct option and two plausible distractors)

- Probably the most difficult part of an item to develop.
- Answer options must be reasonable and have only one justifiably correct answer (e.g., if you can make a reasonable argument that one of the distractors is also correct, it is not a good distracter).
- You're an expert!!! Think about the common math mistakes your students make!

Developing Options (cont.)

In a perfectly functioning item...

- Stem contains all the information needed to solve the question
 - Answer option A is the correct response, and will be chosen by students who understand the content targeted by the item.
 - Answer option B is a close distracter, and will be chosen by students who have partial, but incomplete knowledge of the content targeted by the item.
 - Answer option C is a far distracter (but not TOO far), and will be chosen by students who have little to no knowledge of the content targeted by the item.

Developing Options (cont.)

- Keep format of each option the same (length, grammar, etc.)
- Do not use “all of the above” or “none of the above”
- Keep distracters plausible, but avoid hinting at the correct response.
- Try to use distracters that represent typical student errors

Developing Options (cont.)

- Although guidelines can help, coming up with reasonable options is difficult. Getting the options to all function the way they are intended to is even more difficult.
 - Why some refer to item writing as an art (as opposed to a science) → it’s a little of both though!

Hypothetical Example

- Imagine a kindergarten or first grade standard that requires students have knowledge of basic geometric shapes – faces, sides, angles, etc.
 - i.e., squares, circles, triangles, rectangles, etc.

Item Non-Example

Greg and Sally were both in the first grade. Greg liked the color blue and always wore a blue shirt. Sally liked the color green and always wore a green shirt. Which shirt has more triangles on it?



- a) blue c) Sally e) triangles
b) green d) Greg

Why this is a poor item

- Way too much text
- Lots of irrelevant information
- Low-cognitive-level question (basically counting – though some standards this skill is targeted)
- What if the student is color blind?
- Too many options
 - Not logical distracters
 - There is arguably more than one correct response option (either *blue* or *Greg*)
- Doesn't really address the standard

Item non-example 2

Triangles:

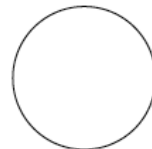
- a) have three sides
- b) have two long sides and two short sides
- c) have rounded edges
- d) all of the above
- e) none of the above

Why this is a poor item

- Stem does not present the information needed solve the problem.
- Uses the “all of the above” and “none of the above” options
 - Although there is some empirical evidence supporting that the “all of the above” option increases the difficulty (Huang, Trevisan, & Storfer, 2007), the general consensus is that it creates a “cueing” effect for students. Also, students may choose these options with mis- or partial knowledge.

Better item

Which is a triangle?



Why is this a better item?

- Clearly addresses the standard
- Low level of text
- No irrelevant information

Language Issues

For math items, excess text threatens validity

- Particularly worrisome for English language learners (ELL)

What to do?

- | | |
|---|---|
| – Use familiar, grade-level appropriate words | – Avoid conditional and relative clauses |
| – Omit all unnecessary words | – Avoid negation |
| – Use no text if possible, or keep sentences as brief as possible | – Use concrete versus abstract representation |

Now... Time to look at some real items!

Existing easyCBM items

Existing easyCBM items

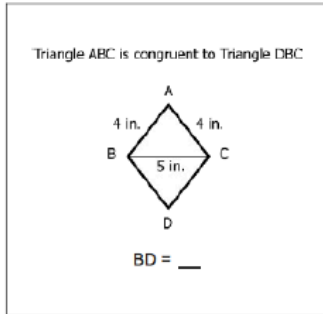
- *Note.* There's only a limited amount we can learn from these items
 - Aligned to different standards
 - Developed for a different population

However

- Formatting will be similar
- Universal design features evident
- Good item writing principles applied
- Perhaps most important – **We know they work!**

Existing easyCBM item

Standard: Solve problems about similar objects (including figures) by using scale factors that relate corresponding lengths of the objects or by using the fact that relationships of lengths within an object are preserved in similar objects.



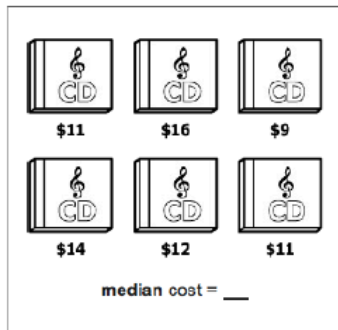
- Universal Design features?
- Targets a single skill?
- Over-specific/over-general?
- Clear and concise?
- Alignment?
- Other concerns?

- A. $\frac{4}{5}$ in.
- B. 4 in.
- C. 5 in.

Remember: These items were designed for very low performing students. The new items should target students at or slightly below grade-level expectations.

Existing easyCBM item

Standard: Use descriptive statistics, including mean, median, and range, to summarize and compare data sets.

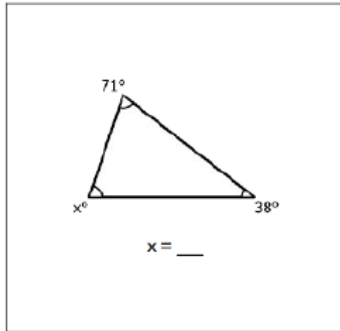


- Universal Design features?
- Targets a single skill?
- Over-specific/over-general?
- Clear and concise?
- Alignment?
- Other concerns?

- A. \$11.50
- B. \$9
- C. \$12

One more...

Standard: Explain why the sum of the measures of the angles in a triangle is 180 degrees, and they apply this fact about triangles to find unknown measures of angles.



- A. 38°
- B. 71°
- C. 16°

- Universal Design features?
- Targets a single skill?
- Over-specific/over-general?
- Clear and concise?
- Alignment?
- Other concerns?

How do you become a good item writer?

“Effective item writers are trained, not born... Although item writers must be expert in their own disciplines, there is no reason to believe that their subject matter expertise generalizes to effective item writing expertise.”

(Downing, 2006, p. 11)

Bottom line

“Practice does not make perfect. Only perfect practice makes perfect.”

~Vince Lombardi

- Practice, practice, practice.
 - Practice writing different types of items
 - Geometry, number & operation, etc.
 - Look back at other test items
 - Find examples of good and bad items

Resources

- Multiple choice item writing Do’s and Don’ts
 - <http://www.eric.ed.gov/PDFS/ED398238.pdf>
- Recommendations portion of the following IDEA paper
 - <http://www.theideacenter.org/IDEAPaper16>

Plenty more resources online can be found with a quick Google search.

Appendix B: Item Statistics by Test Form

Form	Item Number	Item ID	Difficulty	<i>n</i>	Score	Error	IN.MSQ	IN.ZSTD	OUT.MSQ	OUT.ZSTD	PTME	Discrim
1	1	1MD219	-0.97	71	62	0.38	0.78	-0.89	0.52	-1.12	0.48	1.21
1	2	1MD110	0.10	81	61	0.28	1.09	0.67	1.09	0.48	0.27	0.85
1	3	1MD17	1.31	72	45	0.27	1.07	0.66	1.07	0.43	0.39	0.85
1	4	1G230	-2.26	83	80	0.60	0.91	-0.02	0.41	-0.66	0.28	1.08
1	5	1G215	-1.70	83	78	0.47	0.94	-0.04	0.58	-0.58	0.28	1.06
1	6	1G322	-1.00	86	76	0.36	0.97	-0.06	0.70	-0.53	0.34	1.05
1	7	30118	-0.59	21	17	0.61	0.79	-0.70	0.56	-0.40	0.47	1.38
1	8	30105	0.01	25	18	0.52	0.80	-0.73	0.92	-0.03	0.56	1.24
1	9	10436	0.91	24	14	0.50	0.91	-0.33	0.90	-0.13	0.60	1.16
1	10	1G332	1.74	72	39	0.27	1.12	1.14	1.11	0.75	0.36	0.71
1	11	1OA415	-0.50	80	67	0.32	0.95	-0.21	0.71	-0.89	0.38	1.10
1	12	1OA45	-0.08	73	58	0.32	1.05	0.36	0.85	-0.38	0.38	0.98
1	13	1OA418	0.14	77	59	0.30	0.92	-0.47	0.73	-0.91	0.50	1.14
1	14	1NBT614	0.71	73	49	0.28	0.98	-0.12	0.95	-0.17	0.45	1.04
1	15	1OA224	0.86	70	48	0.27	0.89	-1.04	0.79	-1.11	0.46	1.31
1	16	10191	1.21	22	13	0.50	0.61	-2.24	0.50	-1.38	0.73	1.91
1	17	10072	1.54	23	9	0.50	1.09	0.45	1.95	2.05	0.41	0.58
1	18	1MD32	-0.02	70	60	0.36	0.99	0.05	0.88	-0.11	0.32	1.01
1	19	10283	-1.62	23	21	0.83	0.75	-0.25	0.46	-0.06	0.51	1.15
1	20	10310	-1.30	24	21	0.72	0.99	0.12	1.26	0.59	0.39	0.94
1	21	10163	-0.74	23	19	0.59	1.16	0.61	1.12	0.40	0.25	0.79
1	22	10355	-0.48	24	20	0.61	1.39	1.13	2.36	1.36	0.12	0.40
1	23	30756	0.18	17	11	0.60	1.36	1.47	1.46	0.98	0.33	0.08
1	24	10122	0.82	24	12	0.49	1.07	0.39	0.88	-0.14	0.54	0.94
1	25	10314	1.34	24	12	0.50	1.23	1.06	1.44	1.43	0.45	0.41

Form	Item Number	Item ID	Difficulty	<i>n</i>	Score	Error	IN.MSQ	IN.ZSTD	OUT.MSQ	OUT.ZSTD	PTME	Discrim
2	1	1MD28	-0.92	76	69	0.41	0.88	-0.31	0.56	-0.76	0.35	1.12
2	2	1MD229	0.07	146	113	0.22	1.02	0.25	1.08	0.42	0.38	0.95
2	3	1MD24	1.25	70	47	0.28	0.86	-1.22	0.73	-1.23	0.54	1.34
2	4	10431	-2.52	22	20	1.05	1.12	0.42	1.04	0.50	0.54	0.92
2	5	30701	-1.54	21	18	0.66	0.80	-0.41	0.44	-0.61	0.52	1.25
2	6	30421	-0.95	24	20	0.60	0.81	-0.58	0.52	-0.55	0.47	1.29
2	7	30422	-0.53	25	18	0.52	1.27	1.18	1.88	1.39	0.30	0.36
2	8	30707	0.04	23	17	0.60	0.92	-0.20	0.62	-0.33	0.62	1.19
2	9	1G25	0.86	73	47	0.27	1.05	0.45	1.00	0.07	0.41	0.92
2	10	31020	1.80	25	12	0.51	0.98	0.00	1.07	0.30	0.62	1.00
2	11	1OA48	-0.50	80	67	0.32	0.82	-0.92	0.65	-1.12	0.46	1.20
2	12	1OA26	-0.06	87	73	0.31	0.86	-0.77	0.65	-0.93	0.44	1.18
2	13	1NBT615	0.15	73	59	0.32	0.80	-1.16	0.60	-1.38	0.49	1.27
2	14	10174	0.75	24	11	0.47	1.15	0.85	1.49	1.38	0.36	0.43
2	15	1NBT515	0.88	88	61	0.25	1.01	0.17	1.07	0.39	0.36	0.94
2	16	1NBT639	1.17	149	89	0.19	1.05	0.75	1.05	0.45	0.38	0.86
2	17	10157	1.58	24	11	0.46	1.31	1.57	1.94	2.71	0.15	-0.01
2	18	1MD314	-0.02	70	57	0.34	0.92	-0.40	1.38	0.98	0.40	1.02
2	19	10201	-1.62	168	158	0.34	0.89	-0.36	0.50	-0.95	0.33	1.09
2	20	10081	-1.41	24	21	0.68	1.21	0.60	1.02	0.36	0.29	0.85
2	21	10213	-0.73	23	19	0.63	0.86	-0.39	0.63	-0.15	0.49	1.20
2	22	10292	-0.49	24	19	0.56	1.32	1.07	1.58	1.09	0.22	0.57
2	23	10019	0.18	23	14	0.49	1.03	0.22	2.52	2.47	0.37	0.59
2	24	1NBT314	0.82	74	52	0.28	1.07	0.58	0.99	0.01	0.33	0.90
2	25	1NBT311	1.31	72	45	0.27	0.86	-1.25	0.79	-1.25	0.57	1.33

Form	Item Number	Item ID	Difficulty	<i>n</i>	Score	Error	IN.MSQ	IN.ZSTD	OUT.MSQ	OUT.ZSTD	PTME	Discrim
3	1	1MD227	-0.90	71	65	0.44	0.90	-0.21	0.55	-0.80	0.34	1.10
3	2	1MD13	-0.04	77	61	0.31	0.75	-1.53	0.54	-1.63	0.60	1.32
3	3	1MD18	1.76	76	37	0.25	0.96	-0.40	0.91	-0.64	0.46	1.15
3	4	1G116	-2.26	148	143	0.47	1.10	0.39	0.89	0.09	0.13	0.95
3	5	30746	-1.71	28	26	0.78	0.76	-0.29	0.31	-0.41	0.42	1.21
3	6	30598	-0.95	23	20	0.69	1.29	0.82	2.49	1.27	0.15	0.53
3	7	31180	-0.45	28	23	0.54	1.12	0.46	1.28	0.62	0.28	0.83
3	8	30413	0.04	24	17	0.52	1.12	0.58	1.09	0.35	0.44	0.81
3	9	30519	0.89	15	9	0.65	0.86	-0.39	0.69	-0.43	0.65	1.30
3	10	1G234	1.85	71	35	0.27	1.07	0.64	1.10	0.70	0.42	0.81
3	11	10059	-0.48	178	150	0.23	0.96	-0.22	0.80	-0.67	0.42	1.05
3	12	1NBT510	-0.02	70	58	0.33	0.98	-0.01	1.10	0.39	0.25	0.99
3	13	1OA811	0.16	155	120	0.21	1.04	0.41	1.49	2.36	0.25	0.87
3	14	10171	0.76	24	15	0.51	1.14	0.69	0.94	0.02	0.51	0.82
3	15	10130	0.87	22	11	0.52	0.60	-1.87	0.48	-1.19	0.76	1.75
3	16	1OA22	1.15	73	43	0.27	1.20	1.74	1.26	1.53	0.29	0.51
3	17	1NBT59	1.59	88	49	0.24	0.92	-0.82	0.88	-0.79	0.49	1.23
3	18	1MD327	-0.11	86	67	0.28	0.90	-0.65	0.83	-0.52	0.44	1.14
3	19	10146	-1.62	22	20	0.80	0.76	-0.32	0.29	-0.25	0.49	1.23
3	20	10084	-1.41	24	22	0.77	1.01	0.20	0.88	0.36	0.23	0.99
3	21	10271	-0.73	24	18	0.53	0.97	-0.06	0.70	-0.26	0.45	1.15
3	22	10219	-0.51	23	17	0.53	1.07	0.37	1.90	1.29	0.30	0.65
3	23	10142	0.19	173	134	0.20	0.90	-0.96	0.75	-1.26	0.48	1.16
3	24	30606	0.82	16	10	0.60	0.90	-0.31	0.80	-0.22	0.55	1.21
3	25	10044	1.31	22	11	0.55	0.66	-1.51	0.55	-0.95	0.75	1.64

Form	Item Number	Item ID	Difficulty	<i>n</i>	Score	Error	IN.MSQ	IN.ZSTD	OUT.MSQ	OUT.ZSTD	PTME	Discrim
4	1	1MD131	-0.88	80	71	0.38	0.90	-0.33	0.64	-0.65	0.40	1.10
4	2	1MD113	-0.04	77	61	0.31	1.00	0.05	0.98	0.05	0.41	0.99
4	3	1MD232	1.90	95	46	0.23	1.08	0.98	1.07	0.57	0.36	0.76
4	4	10418	-2.48	23	22	1.05	0.77	0.00	0.21	-0.39	0.36	1.17
4	5	31193	-1.54	22	19	0.71	0.87	-0.14	3.54	1.84	0.31	0.87
4	6	1G23	-1.00	86	76	0.36	1.04	0.24	1.15	0.46	0.24	0.94
4	7	10446	-0.49	23	19	0.63	0.65	-0.94	0.41	-0.98	0.62	1.38
4	8	30725	0.05	22	17	0.63	1.01	0.13	1.13	0.40	0.55	0.93
4	9	1G334	0.78	73	48	0.28	1.15	1.20	1.22	1.11	0.32	0.69
4	10	30735	1.82	18	5	0.58	0.75	-0.89	0.57	-0.87	0.63	1.45
4	11	10077	-0.45	24	20	0.68	0.47	-1.48	0.26	-1.05	0.71	1.49
4	12	1NBT520	-0.08	73	58	0.32	0.91	-0.46	0.88	-0.27	0.45	1.09
4	13	10097	0.16	24	17	0.52	0.96	-0.09	0.78	-0.45	0.51	1.14
4	14	10A217	0.75	72	52	0.29	0.88	-0.88	0.71	-1.27	0.54	1.25
4	15	1NBT612	0.92	72	50	0.28	1.12	0.96	1.22	1.02	0.31	0.74
4	16	1NBT535	1.25	76	45	0.26	1.02	0.30	0.95	-0.26	0.39	0.97
4	17	1NBT513	1.63	71	38	0.27	1.03	0.30	0.97	-0.14	0.45	0.96
4	18	1MD312	-0.41	81	67	0.31	0.95	-0.23	0.83	-0.50	0.36	1.07
4	19	10338	-1.64	21	20	1.04	0.96	0.24	0.45	-0.02	0.27	1.07
4	20	10349	-1.41	21	17	0.61	1.09	0.43	0.72	0.12	0.36	0.93
4	21	1NBT51	-0.73	81	70	0.34	1.07	0.40	1.63	1.57	0.15	0.86
4	22	10276	-0.50	23	19	0.63	0.68	-0.91	0.40	-0.75	0.60	1.38
4	23	10182	0.18	22	14	0.51	0.89	-0.47	0.73	-0.59	0.54	1.29
4	24	10385	0.83	21	13	0.51	0.65	-1.81	0.52	-1.36	0.72	1.76
4	25	1NBT21	1.30	77	44	0.26	0.79	-1.99	0.70	-1.99	0.63	1.50

Form	Item Number	Item ID	Difficulty	<i>n</i>	Score	Error	IN.MSQ	IN.ZSTD	OUT.MSQ	OUT.ZSTD	PTME	Discrim
5	1	1MD14	-0.87	70	65	0.48	0.97	0.05	0.58	-0.41	0.29	1.05
5	2	1MD221	-0.05	76	62	0.31	0.89	-0.58	0.67	-0.96	0.41	1.17
5	3	1MD118	1.25	70	47	0.28	0.96	-0.26	0.94	-0.20	0.44	1.07
5	4	30403	-2.29	20	19	1.05	0.94	0.22	0.40	-0.08	0.30	1.08
5	5	10422	-1.72	23	21	0.76	1.14	0.42	1.20	0.55	0.06	0.88
5	6	1G115	-0.94	76	66	0.37	0.81	-0.79	0.58	-1.00	0.47	1.18
5	7	30117	-0.52	24	18	0.52	1.22	0.90	0.98	0.14	0.29	0.74
5	8	30743	0.05	19	12	0.57	1.20	0.88	0.95	0.16	0.45	0.70
5	9	1G336	0.84	86	53	0.25	1.01	0.12	1.03	0.22	0.42	0.96
5	10	1G39	1.78	75	39	0.26	1.27	2.72	1.28	2.04	0.22	0.13
5	11	1OA412	-0.44	73	64	0.37	0.83	-0.65	0.54	-1.12	0.43	1.18
5	12	1OA23	-0.14	77	62	0.32	0.72	-1.66	0.51	-1.63	0.61	1.33
5	13	10127	0.17	22	15	0.52	1.27	1.12	1.25	0.73	0.26	0.54
5	14	1OA210	0.72	70	49	0.29	1.13	0.99	0.99	0.03	0.35	0.82
5	15	1NBT617	0.94	80	48	0.25	1.08	0.87	1.10	0.78	0.33	0.75
5	16	10176	1.22	24	11	0.51	1.01	0.10	0.84	-0.23	0.59	1.04
5	17	1NBT54	1.62	70	37	0.26	0.99	-0.08	0.97	-0.18	0.38	1.04
5	18	1MD315	-0.43	144	125	0.26	1.11	0.70	1.69	1.87	0.17	0.84
5	19	10300	-1.64	24	21	0.80	0.59	-0.64	0.23	-0.44	0.74	1.29
5	20	10256	-1.39	23	19	0.61	1.31	0.93	1.26	0.56	0.24	0.67
5	21	10302	-0.72	23	19	0.60	0.85	-0.37	0.54	-0.41	0.48	1.23
5	22	10376	-0.52	24	18	0.54	0.68	-1.41	0.46	-0.77	0.62	1.54
5	23	10017	0.17	23	16	0.53	0.75	-1.05	0.58	-0.81	0.63	1.48
5	24	10383	0.85	24	12	0.47	1.08	0.50	0.99	0.07	0.44	0.84
5	25	1NBT318	1.29	70	43	0.29	1.02	0.20	1.02	0.19	0.48	0.94

Form	Item Number	Item ID	Difficulty	<i>n</i>	Score	Error	IN.MSQ	IN.ZSTD	OUT.MSQ	OUT.ZSTD	PTME	Discrim
6	1	1MD230	-0.87	71	64	0.42	0.98	0.04	0.82	-0.13	0.30	1.02
6	2	1MD129	-0.06	71	58	0.34	0.99	0.02	0.93	-0.06	0.39	1.01
6	3	1MD120	1.27	73	37	0.26	0.89	-1.11	1.03	0.23	0.50	1.23
6	4	10408	-2.47	24	23	1.07	1.22	0.52	1.12	0.55	0.14	0.82
6	5	1G140	-1.53	71	67	0.53	0.87	-0.18	0.40	-0.66	0.35	1.11
6	6	30583	-0.94	19	16	0.67	0.93	-0.08	0.58	-0.18	0.38	1.16
6	7	31018	-0.46	17	12	0.60	1.09	0.43	0.95	0.10	0.39	0.87
6	8	30114	0.06	166	128	0.20	1.06	0.62	1.51	2.13	0.31	0.84
6	9	10426	0.81	22	13	0.52	0.92	-0.30	0.76	-0.29	0.58	1.19
6	10	1G343	1.95	95	45	0.23	0.97	-0.32	1.00	0.07	0.45	1.05
6	11	10060	-0.43	177	148	0.22	0.85	-1.12	0.66	-1.39	0.50	1.17
6	12	10064	-0.15	22	16	0.54	0.73	-1.10	0.60	-0.98	0.56	1.50
6	13	10A215	0.17	70	51	0.30	0.82	-1.25	0.69	-1.36	0.55	1.31
6	14	10175	0.77	23	14	0.48	1.25	1.17	1.14	0.55	0.29	0.54
6	15	10102	0.95	24	17	0.54	1.24	0.89	1.15	0.49	0.44	0.69
6	16	10A214	1.25	70	47	0.28	0.89	-0.92	0.74	-1.18	0.53	1.28
6	17	10187	1.68	23	12	0.53	1.45	1.64	1.96	2.05	0.37	0.09
6	18	1MD320	-0.67	70	59	0.36	0.84	-0.68	0.68	-0.79	0.46	1.17
6	19	10311	-1.68	23	21	0.79	1.33	0.75	9.90	2.92	-0.02	0.26
6	20	10307	-1.36	23	19	0.63	0.75	-0.64	0.50	-0.38	0.58	1.27
6	21	10109	-0.71	22	19	0.67	1.25	0.71	1.05	0.39	0.22	0.78
6	22	10088	-0.50	24	18	0.54	1.14	0.66	2.32	1.72	0.33	0.58
6	23	10113	0.17	24	16	0.51	0.86	-0.66	0.74	-0.60	0.58	1.33
6	24	1NBT324	0.85	73	43	0.27	0.87	-1.26	0.84	-0.96	0.54	1.33
6	25	10140	1.29	24	11	0.49	0.70	-1.47	0.60	-1.57	0.63	1.67

Form	Item Number	Item ID	Difficulty	<i>n</i>	Score	Error	IN.MSQ	IN.ZSTD	OUT.MSQ	OUT.ZSTD	PTME	Discrim
7	1	1MD12	-0.82	71	61	0.37	0.84	-0.67	0.52	-1.24	0.48	1.19
7	2	1MD222	-0.08	73	58	0.32	0.99	0.02	0.94	-0.08	0.40	1.01
7	3	1MD127	1.49	148	82	0.19	1.33	3.75	1.53	3.88	0.26	0.17
7	4	30106	-2.31	23	21	0.93	0.30	-1.31	0.10	-0.67	0.69	1.40
7	5	30518	-1.71	32	28	0.57	0.97	0.05	0.89	0.22	0.30	1.01
7	6	30709	-0.98	18	15	0.69	1.08	0.33	1.02	0.39	0.31	0.88
7	7	1G214	-0.46	86	71	0.31	1.37	1.95	1.92	2.13	0.00	0.50
7	8	31014	0.05	24	16	0.49	0.93	-0.30	0.82	-0.29	0.50	1.18
7	9	30561	0.71	23	13	0.47	0.66	-2.01	0.57	-1.57	0.71	1.86
7	10	1G311	1.92	71	34	0.27	1.09	0.84	1.21	1.30	0.39	0.72
7	11	10071	-0.40	22	17	0.57	1.08	0.37	0.88	0.03	0.38	0.93
7	12	1OA216	-0.18	73	56	0.31	1.04	0.32	0.98	0.04	0.38	0.96
7	13	10066	0.18	24	15	0.51	1.11	0.54	1.00	0.16	0.51	0.83
7	14	1OA416	0.78	70	49	0.28	1.08	0.73	1.12	0.63	0.23	0.80
7	15	10167	0.93	24	12	0.52	0.87	-0.41	1.18	0.56	0.64	1.10
7	16	10137	1.25	23	12	0.50	1.09	0.46	0.88	-0.22	0.54	0.94
7	17	10173	1.63	187	93	0.17	1.09	1.34	1.04	0.43	0.42	0.79
7	18	1MD329	-1.10	71	66	0.47	0.92	-0.09	0.58	-0.61	0.30	1.08
7	19	10312	-1.71	23	20	0.77	0.51	-1.05	0.20	-0.44	0.72	1.37
7	20	10295	-1.35	23	21	0.77	1.04	0.25	0.62	-0.08	0.29	1.03
7	21	10273	-0.69	191	172	0.25	0.90	-0.49	0.59	-1.16	0.37	1.10
7	22	10164	-0.49	23	17	0.55	0.77	-0.75	0.83	-0.09	0.56	1.26
7	23	10039	0.23	640	430	0.10	0.89	-2.60	0.79	-2.37	0.56	1.22
7	24	1NBT34	0.85	73	43	0.27	1.06	0.63	1.12	0.73	0.38	0.80
7	25	10020	1.28	24	13	0.48	0.85	-0.68	0.82	-0.46	0.59	1.32

Form	Item Number	Item ID	Difficulty	<i>n</i>	Score	Error	IN.MSQ	IN.ZSTD	OUT.MSQ	OUT.ZSTD	PTME	Discrim
8	1	1MD19	-0.79	73	64	0.38	0.93	-0.19	0.80	-0.27	0.38	1.05
8	2	1MD26	-0.09	73	55	0.30	0.91	-0.53	0.75	-0.93	0.49	1.16
8	3	1MD123	2.50	73	24	0.28	1.02	0.24	1.94	3.48	0.33	0.77
8	4	31186	-2.42	18	16	1.10	1.39	0.71	9.61	2.87	0.38	0.25
8	5	30889	-1.54	17	15	0.81	1.31	0.71	1.03	0.39	0.14	0.80
8	6	30269	-1.00	27	23	0.64	1.32	0.85	1.08	0.39	0.35	0.76
8	7	1G134	-0.48	79	69	0.36	0.95	-0.14	0.72	-0.57	0.37	1.07
8	8	30745	0.08	14	11	0.74	1.05	0.25	1.28	0.59	0.40	0.89
8	9	1G319	0.70	76	53	0.27	1.00	0.01	0.93	-0.24	0.36	1.02
8	10	1G321	1.85	75	38	0.26	0.82	-2.04	0.78	-1.81	0.57	1.60
8	11	10124	-0.40	22	18	0.60	0.90	-0.21	0.58	-0.42	0.48	1.18
8	12	1OA213	-0.20	161	132	0.22	1.00	0.03	0.97	-0.04	0.34	1.01
8	13	10092	0.20	23	16	0.50	1.17	0.83	1.34	0.90	0.25	0.57
8	14	1NBT538	0.78	86	54	0.25	1.06	0.65	1.06	0.38	0.38	0.85
8	15	1NBT530	0.88	88	61	0.25	1.02	0.18	1.01	0.10	0.37	0.96
8	16	10168	1.22	24	12	0.48	1.12	0.69	1.17	0.75	0.46	0.62
8	17	10070	1.61	24	12	0.56	1.17	0.66	1.30	0.68	0.59	0.72
8	18	1MD326	-0.95	74	68	0.44	0.86	-0.34	0.66	-0.47	0.34	1.10
8	19	10001	-1.72	23	21	0.78	1.02	0.21	0.53	-0.21	0.35	1.06
8	20	10373	-1.35	24	20	0.66	0.57	-1.10	0.30	-0.57	0.69	1.39
8	21	10380	-0.67	23	19	0.62	1.48	1.30	1.23	0.54	0.20	0.55
8	22	30760	-0.49	20	15	0.60	1.03	0.20	0.71	-0.23	0.50	1.04
8	23	10329	0.16	24	16	0.50	0.70	-1.29	0.69	-0.72	0.67	1.45
8	24	1NBT327	0.86	73	47	0.27	1.06	0.53	1.12	0.67	0.39	0.85
8	25	10393	1.27	23	11	0.52	1.13	0.65	1.13	0.49	0.52	0.70

Form	Item Number	Item ID	Difficulty	<i>n</i>	Score	Error	IN.MSQ	IN.ZSTD	OUT.MSQ	OUT.ZSTD	PTME	Discrim
9	1	1MD220	-0.73	72	65	0.42	0.90	-0.26	0.54	-0.79	0.40	1.11
9	2	1MD25	-0.14	71	55	0.31	0.76	-1.51	0.69	-1.11	0.55	1.32
9	3	1MD218	1.85	70	39	0.27	1.14	1.34	1.16	0.95	0.33	0.62
9	4	30261	-2.32	22	20	0.84	0.69	-0.43	0.26	-0.30	0.57	1.24
9	5	10409	-1.72	24	22	0.78	0.70	-0.46	0.28	-0.26	0.44	1.26
9	6	30589	-0.94	27	21	0.53	1.20	0.80	1.50	0.79	0.33	0.60
9	7	10425	-0.47	24	18	0.54	0.91	-0.24	0.79	-0.10	0.48	1.14
9	8	30148	0.06	15	11	0.71	1.35	1.00	1.37	0.67	0.37	0.53
9	9	31163	0.76	340	238	0.13	1.13	2.16	1.24	2.01	0.32	0.73
9	10	30459	1.94	25	10	0.49	0.80	-0.91	0.65	-0.82	0.65	1.43
9	11	10057	-0.38	23	17	0.53	0.68	-1.34	0.52	-1.21	0.61	1.55
9	12	10103	-0.21	193	151	0.19	0.99	-0.03	1.05	0.35	0.35	1.00
9	13	10105	0.21	24	16	0.52	0.83	-0.73	0.65	-0.91	0.60	1.40
9	14	1NBT525	0.78	70	49	0.28	0.88	-1.00	0.95	-0.17	0.43	1.23
9	15	10135	0.87	189	119	0.17	0.96	-0.59	0.89	-0.92	0.49	1.12
9	16	10054	1.22	24	12	0.49	1.20	1.00	1.23	0.83	0.43	0.52
9	17	10093	1.42	25	11	0.51	1.29	1.17	1.28	0.80	0.48	0.56
9	18	1MD318	-0.88	80	71	0.38	0.92	-0.26	0.64	-0.66	0.40	1.10
9	19	10334	-1.74	24	22	0.77	1.18	0.50	1.15	0.55	0.15	0.85
9	20	10220	-1.33	21	17	0.68	0.91	-0.09	0.49	-0.39	0.63	1.17
9	21	10015	-0.66	24	19	0.57	0.98	0.03	0.99	0.21	0.41	1.00
9	22	10372	-0.48	20	14	0.61	1.36	1.20	1.32	0.63	0.43	0.47
9	23	10318	0.16	23	17	0.55	0.83	-0.62	0.62	-0.48	0.59	1.29
9	24	30757	0.86	16	8	0.57	1.40	1.73	1.35	1.14	0.25	-0.08
9	25	1NBT38	1.26	74	46	0.26	1.05	0.50	1.00	0.04	0.37	0.90

Form	Item Number	Item ID	Difficulty	<i>n</i>	Score	Error	IN.MSQ	IN.ZSTD	OUT.MSQ	OUT.ZSTD	PTME	Discrim
10	1	1MD126	-0.73	81	70	0.34	1.07	0.38	1.15	0.51	0.21	0.92
10	2	1MD27	-0.15	72	61	0.35	0.91	-0.36	0.69	-0.72	0.43	1.11
10	3	1MD132	2.44	95	36	0.24	0.99	-0.11	0.93	-0.47	0.46	1.06
10	4	1G13	-2.41	76	73	0.61	0.84	-0.17	0.40	-0.50	0.33	1.11
10	5	30595	-1.59	26	23	0.68	1.14	0.47	0.83	0.26	0.33	0.91
10	6	30591	-0.95	19	17	0.79	0.95	0.09	0.52	-0.10	0.35	1.11
10	7	30520	-0.50	21	15	0.54	1.43	1.69	1.42	0.90	0.13	0.27
10	8	1G317	0.09	72	59	0.33	1.01	0.09	0.92	-0.12	0.37	1.01
10	9	1G221	0.70	145	91	0.19	1.10	1.26	1.09	0.74	0.37	0.78
10	10	10420	1.94	24	9	0.57	1.19	0.65	1.25	0.62	0.59	0.79
10	11	1OA219	-0.38	148	125	0.25	0.87	-0.85	0.63	-1.32	0.47	1.15
10	12	1OA425	-0.21	168	134	0.21	0.90	-0.93	0.78	-1.08	0.43	1.15
10	13	1NBT514	0.26	80	60	0.29	0.94	-0.39	0.83	-0.60	0.45	1.11
10	14	1NBT536	0.78	73	48	0.28	0.86	-1.13	0.75	-1.30	0.56	1.31
10	15	1NBT511	0.87	70	48	0.30	0.97	-0.18	0.82	-0.74	0.51	1.11
10	16	10166	1.27	189	116	0.17	1.01	0.20	0.98	-0.09	0.45	0.98
10	17	1NBT516	1.41	70	45	0.28	0.84	-1.43	0.71	-1.48	0.57	1.41
10	18	1MD328	-0.85	81	71	0.35	0.95	-0.13	0.95	-0.01	0.31	1.04
10	19	10272	-1.74	24	21	0.75	0.76	-0.36	0.32	-0.37	0.60	1.23
10	20	10262	-1.33	22	19	0.69	0.66	-0.73	0.36	-0.73	0.58	1.32
10	21	10021	-0.66	23	18	0.55	0.93	-0.19	0.71	-0.53	0.40	1.18
10	22	10399	-0.47	24	19	0.59	0.74	-0.80	0.47	-0.53	0.59	1.36
10	23	10107	0.22	24	17	0.53	0.65	-1.63	0.44	-0.94	0.68	1.61
10	24	10291	0.87	24	12	0.53	0.93	-0.18	0.75	-0.54	0.66	1.16
10	25	10121	1.26	23	11	0.52	0.91	-0.26	1.15	0.50	0.61	1.04

Form	Item Number	Item ID	Difficulty	<i>n</i>	Score	Error	IN.MSQ	IN.ZSTD	OUT.MSQ	OUT.ZSTD	PTME	Discrim
BMF	1	1MD226	-0.73	155	137	0.26	1.04	0.25	0.99	0.08	0.23	0.97
BMF	2	1MD117	-0.15	95	80	0.30	0.82	-0.98	1.97	2.17	0.41	1.14
BMF	3	1MD231	1.69	80	39	0.25	0.96	-0.45	0.93	-0.42	0.48	1.13
BMF	4	1G31	-2.33	71	69	0.73	0.92	0.08	0.31	-0.48	0.26	1.08
BMF	5	30110	-1.65	20	18	0.77	0.88	-0.05	0.50	0.03	0.33	1.14
BMF	6	1G229	-0.95	148	133	0.29	0.87	-0.60	0.56	-1.16	0.42	1.12
BMF	7	1G122	-0.54	85	72	0.32	1.09	0.51	2.06	2.61	0.15	0.83
BMF	8	1G123	0.13	81	65	0.31	1.14	0.84	1.27	0.91	0.20	0.79
BMF	9	1G133	0.93	73	46	0.27	1.14	1.17	1.11	0.67	0.35	0.73
BMF	10	31208	1.72	16	6	0.66	1.21	0.81	1.43	0.72	0.50	0.45
BMF	11	10076	-0.56	25	20	0.59	0.87	-0.33	0.95	0.20	0.53	1.10
BMF	12	1NBT58	-0.18	80	65	0.31	0.81	-1.08	0.60	-1.25	0.52	1.24
BMF	13	1OA21	0.32	77	57	0.29	0.92	-0.49	0.89	-0.34	0.49	1.12
BMF	14	1NBT611	0.71	73	45	0.27	0.93	-0.60	0.88	-0.65	0.49	1.18
BMF	15	1NBT532	0.99	70	41	0.28	0.94	-0.54	0.98	-0.07	0.49	1.13
BMF	16	1NBT528	1.19	70	43	0.28	1.05	0.46	1.11	0.64	0.40	0.85
BMF	17	10188	1.51	23	11	0.53	0.92	-0.26	0.95	0.02	0.63	1.12
BMF	18	1MD33	-0.02	70	57	0.34	1.15	0.86	1.71	1.61	0.26	0.75
BMF	19	10007	-1.55	641	570	0.14	0.99	-0.07	1.30	1.24	0.35	0.99
BMF	20	10083	-1.32	24	21	0.66	1.13	0.44	1.27	0.58	0.21	0.85
BMF	21	10264	-0.74	24	20	0.63	0.58	-1.30	0.31	-0.62	0.62	1.46
BMF	22	10045	-0.46	21	17	0.66	0.99	0.11	0.71	-0.09	0.52	1.06
BMF	23	10025	0.21	24	16	0.51	1.49	1.79	1.65	1.63	0.20	0.17
BMF	24	10198	0.81	24	13	0.50	0.95	-0.17	0.80	-0.33	0.59	1.15
BMF	25	10036	1.41	24	11	0.50	0.78	-1.02	0.67	-0.80	0.68	1.44
BMF	26	2G335	-0.98	84	75	0.37	0.87	-0.44	0.69	-0.44	0.38	1.11
BMF	27	23158	-0.53	45	37	0.44	0.77	-0.94	0.61	-0.63	0.52	1.27
BMF	28	22183	0.35	2521	1723	0.05	0.96	-1.57	0.91	-2.07	0.51	1.07
BMF	29	2NBT67	0.76	85	56	0.25	0.94	-0.58	0.85	-0.86	0.47	1.17
BMF	30	22344	1.56	44	19	0.35	0.77	-1.73	0.71	-1.63	0.61	1.61

Note. BMF = Benchmark Fall.

Form	Item Number	Item ID	Difficulty	<i>n</i>	Score	Error	IN.MSQ	IN.ZSTD	OUT.MSQ	OUT.ZSTD	PTME	Discrim
BMW	1	1MD111	-0.72	72	65	0.41	0.91	-0.20	0.92	0.02	0.28	1.06
BMW	2	1MD21	-0.20	75	64	0.35	1.04	0.27	0.91	-0.10	0.27	0.98
BMW	3	1MD217	1.54	95	53	0.23	1.10	1.17	1.08	0.59	0.34	0.72
BMW	4	1G31	-2.33	71	69	0.73	0.92	0.08	0.31	-0.48	0.26	1.08
BMW	5	1G223	-1.60	75	69	0.45	0.78	-0.61	0.41	-1.02	0.44	1.17
BMW	6	1G229	-0.95	148	133	0.29	0.87	-0.60	0.56	-1.16	0.42	1.12
BMW	7	1G24	-0.56	72	64	0.40	0.92	-0.20	0.77	-0.31	0.37	1.07
BMW	8	31012	0.09	30	21	0.46	0.90	-0.38	0.79	-0.47	0.53	1.19
BMW	9	1G337	0.92	81	49	0.25	1.07	0.75	1.10	0.74	0.33	0.78
BMW	10	31208	1.72	16	6	0.66	1.21	0.81	1.43	0.72	0.50	0.45
BMW	11	10095	-0.56	22	19	0.70	0.55	-1.28	0.28	-0.56	0.63	1.48
BMW	12	1OA413	-0.18	146	118	0.23	0.95	-0.32	0.77	-0.90	0.44	1.09
BMW	13	1OA211	0.26	80	60	0.29	0.96	-0.26	0.91	-0.26	0.43	1.08
BMW	14	1NBT619	0.69	70	50	0.30	0.95	-0.35	0.77	-0.86	0.51	1.14
BMW	15	1NBT532	0.99	70	41	0.28	0.94	-0.54	0.98	-0.07	0.49	1.13
BMW	16	1NBT522	1.20	86	47	0.24	0.88	-1.35	0.96	-0.22	0.52	1.30
BMW	17	1NBT540	1.45	70	41	0.28	1.00	0.05	1.02	0.20	0.51	0.99
BMW	18	1MD313	0.59	71	52	0.28	1.09	0.74	1.26	1.12	0.18	0.75
BMW	19	10339	-1.58	23	20	0.69	0.89	-0.15	0.44	-0.03	0.46	1.17
BMW	20	10003	-1.31	24	20	0.63	0.90	-0.16	0.55	-0.20	0.51	1.15
BMW	21	10366	-0.74	23	18	0.62	1.09	0.37	2.00	1.28	0.46	0.76
BMW	22	10045	-0.46	21	17	0.66	0.99	0.11	0.71	-0.09	0.52	1.06
BMW	23	10285	0.21	23	15	0.49	1.19	0.94	1.15	0.49	0.34	0.62
BMW	24	10227	0.81	22	15	0.53	0.75	-1.09	0.63	-0.89	0.64	1.46
BMW	25	30618	1.37	19	9	0.53	0.80	-0.88	0.81	-0.41	0.60	1.42
BMW	26	2G18	-1.01	74	65	0.38	1.22	0.92	1.25	0.62	0.13	0.81
BMW	27	23057	-0.53	44	36	0.44	0.72	-1.12	0.64	-0.62	0.61	1.27
BMW	28	22215	0.35	43	29	0.38	0.97	-0.15	1.12	0.48	0.48	0.99
BMW	29	21883	0.76	45	27	0.36	1.04	0.29	0.96	-0.08	0.50	0.95
BMW	30	22181	1.56	45	22	0.34	1.01	0.10	0.97	-0.07	0.47	1.00

Note. BMW = Benchmark Winter.

Form	Item Number	Item ID	Difficulty	<i>n</i>	Score	Error	IN.MSQ	IN.ZSTD	OUT.MSQ	OUT.ZSTD	PTME	Discrim
BMS	1	1MD215	-0.70	71	63	0.40	0.75	-0.93	0.40	-1.27	0.50	1.23
BMS	2	1MD119	-0.23	144	120	0.24	1.03	0.27	0.87	-0.33	0.36	1.00
BMS	3	1MD121	1.74	72	39	0.27	1.28	2.47	1.33	2.09	0.22	0.27
BMS	4	31200	-2.35	28	26	0.79	0.91	0.02	1.46	0.75	0.26	0.97
BMS	5	10429	-1.66	23	21	0.81	1.29	0.65	5.00	2.22	0.04	0.63
BMS	6	30111	-0.96	22	19	0.67	0.88	-0.19	0.55	-0.34	0.45	1.16
BMS	7	1G24	-0.56	72	64	0.40	0.92	-0.20	0.77	-0.31	0.37	1.07
BMS	8	31012	0.09	30	21	0.46	0.90	-0.38	0.79	-0.47	0.53	1.19
BMS	9	1G337	0.92	81	49	0.25	1.07	0.75	1.10	0.74	0.33	0.78
BMS	10	30149	1.67	26	13	0.46	0.85	-0.72	0.74	-0.64	0.61	1.35
BMS	11	1OA212	-0.53	88	78	0.35	0.93	-0.22	0.68	-0.56	0.34	1.08
BMS	12	10062	-0.18	24	17	0.51	0.99	0.01	0.81	-0.34	0.47	1.10
BMS	13	1OA414	0.26	86	62	0.26	0.86	-1.15	0.80	-0.81	0.49	1.24
BMS	14	1NBT526	0.69	70	50	0.30	1.04	0.33	0.90	-0.30	0.45	0.98
BMS	15	1OA27	1.01	70	50	0.29	0.96	-0.26	0.78	-0.80	0.46	1.13
BMS	16	1NBT57	1.19	70	43	0.28	1.08	0.69	1.15	0.88	0.37	0.77
BMS	17	1NBT540	1.45	70	41	0.28	1.00	0.05	1.02	0.20	0.51	0.99
BMS	18	1MD310	0.73	148	105	0.20	0.97	-0.35	0.84	-0.95	0.43	1.11
BMS	19	10002	-1.60	24	21	0.66	0.89	-0.16	0.47	-0.27	0.40	1.17
BMS	20	10211	-1.31	21	18	0.68	1.22	0.62	0.84	0.12	0.28	0.89
BMS	21	10377	-0.74	24	19	0.58	0.93	-0.11	0.76	-0.12	0.50	1.09
BMS	22	10162	-0.45	23	17	0.52	0.86	-0.59	0.73	-0.66	0.44	1.32
BMS	23	10285	0.21	23	15	0.49	1.19	0.94	1.15	0.49	0.34	0.62
BMS	24	30609	0.81	22	12	0.53	0.85	-0.60	0.72	-0.62	0.64	1.31
BMS	25	10207	1.36	24	13	0.47	0.91	-0.46	0.87	-0.41	0.55	1.25
BMS	26	2G327	-1.02	68	62	0.46	0.86	-0.34	1.22	0.53	0.34	1.03
BMS	27	23333	-0.53	45	35	0.41	0.86	-0.63	0.70	-0.55	0.51	1.20
BMS	28	22110	0.35	43	30	0.40	0.85	-0.79	1.21	0.64	0.56	1.16
BMS	29	2NBT33	0.76	66	50	0.33	1.00	0.03	0.99	0.08	0.44	1.00
BMS	30	22316	1.56	45	24	0.37	1.01	0.09	1.01	0.13	0.57	0.98

Note. BMS = Benchmark Spring.

Appendix C: Distractor Statistics by Test Form

Form	Item Number	ItemID	Response	Score	n	n %	Avg. Prsn Msr	SE	OUT.MSQ	PTME
1	1	1MD219	*	-1	1823	96	1.53	0.03	0.00	0.01
1	1	1MD219	A	1	62	87	1.68	0.15	0.81	0.48
1	1	1MD219	B	0	5	7	-0.60	0.35	0.28	-0.45
1	1	1MD219	C	0	4	6	0.41	0.39	0.71	-0.20
1	1	1MD219	D	0	0	0	0.00	0.00	0.00	0.00
1	2	1MD110	*	-1	1813	96	1.53	0.03	0.00	0.01
1	2	1MD110	A	1	61	75	1.63	0.14	1.08	0.27
1	2	1MD110	B	0	20	25	0.96	0.19	1.10	-0.27
1	2	1MD110	C	0	0	0	0.00	0.00	0.00	0.00
1	2	1MD110	D	0	0	0	0.00	0.00	0.00	0.00
1	3	1MD17	*	-1	1822	96	1.51	0.03	0.00	-0.06
1	3	1MD17	A	1	45	63	2.27	0.15	1.06	0.39
1	3	1MD17	B	0	9	13	1.32	0.34	1.02	-0.22
1	3	1MD17	C	0	18	25	1.44	0.24	1.10	-0.27
1	3	1MD17	D	0	0	0	0.00	0.00	0.00	0.00
1	4	1G230	*	-1	1811	96	1.53	0.03	0.00	0.01
1	4	1G230	A	1	80	96	1.54	0.12	0.95	0.28
1	4	1G230	B	0	3	4	-0.10	0.41	0.39	-0.28
1	4	1G230	C	0	0	0	0.00	0.00	0.00	0.00
1	4	1G230	D	0	0	0	0.00	0.00	0.00	0.00
1	5	1G215	*	-1	1811	96	1.53	0.03	0.00	0.01
1	5	1G215	A	1	78	94	1.56	0.12	0.96	0.28
1	5	1G215	B	0	4	5	0.54	0.19	0.66	-0.19
1	5	1G215	C	0	1	1	-0.86	0.00	0.15	-0.23
1	5	1G215	D	0	0	0	0.00	0.00	0.00	0.00
1	6	1G322	*	-1	1808	95	1.53	0.03	0.00	0.01
1	6	1G322	A	1	76	88	1.61	0.13	0.97	0.34
1	6	1G322	B	0	6	7	0.65	0.24	0.79	-0.19
1	6	1G322	C	0	4	5	-0.06	0.51	0.47	-0.28
1	6	1G322	D	0	0	0	0.00	0.00	0.00	0.00

Form	Item Number	ItemID	Response	Score	n	n %	Avg. Prsn Msr	SE	OUT.MSQ	PTME
1	7	30118	*	-1	1873	99	1.52	0.03	0.00	-0.01
1	7	30118	A	1	17	81	2.01	0.44	0.85	0.47
1	7	30118	B	0	0	0	0.00	0.00	0.00	0.00
1	7	30118	C	0	2	10	-0.35	0.21	0.37	-0.35
1	7	30118	D	0	2	10	0.07	0.26	0.57	-0.28
1	8	30105	*	-1	1869	99	1.53	0.03	0.00	0.01
1	8	30105	A	1	18	72	1.96	0.34	0.68	0.56
1	8	30105	B	0	2	8	-0.38	0.30	0.31	-0.31
1	8	30105	C	0	2	8	1.72	0.69	3.03	0.06
1	8	30105	D	0	3	12	-1.14	0.60	0.18	-0.56
1	9	10436	*	-1	1870	99	1.53	0.03	0.00	0.01
1	9	10436	A	1	14	58	2.14	0.32	0.69	0.60
1	9	10436	B	0	1	4	1.46	0.00	1.34	0.01
1	9	10436	C	0	7	29	0.16	0.65	1.24	-0.48
1	9	10436	D	0	2	8	-0.13	0.68	0.34	-0.28
1	10	1G332	*	-1	1822	96	1.51	0.03	0.00	-0.06
1	10	1G332	A	1	39	54	2.31	0.16	1.05	0.36
1	10	1G332	B	0	13	18	1.50	0.36	1.35	-0.19
1	10	1G332	C	0	20	28	1.53	0.21	1.04	-0.24
1	10	1G332	D	0	0	0	0.00	0.00	0.00	0.00
1	11	1OA415	*	-1	1814	96	1.53	0.03	0.00	0.01
1	11	1OA415	A	1	67	84	1.64	0.13	1.00	0.38
1	11	1OA415	B	0	6	8	0.45	0.26	0.61	-0.27
1	11	1OA415	C	0	7	9	0.61	0.21	0.69	-0.24
1	11	1OA415	D	0	0	0	0.00	0.00	0.00	0.00
1	12	1OA45	*	-1	1821	96	1.52	0.03	0.00	-0.01
1	12	1OA45	A	1	58	79	1.81	0.14	1.02	0.38
1	12	1OA45	B	0	7	10	0.85	0.12	0.68	-0.22
1	12	1OA45	C	0	8	11	0.68	0.45	0.92	-0.29
1	12	1OA45	D	0	0	0	0.00	0.00	0.00	0.00

Form	Item Number	ItemID	Response	Score	n	n %	Avg. Prsn Msr	SE	OUT.MSQ	PTME
1	13	1OA418	*	-1	1817	96	1.52	0.03	0.00	-0.02
1	13	1OA418	A	1	59	77	2.00	0.15	1.05	0.50
1	13	1OA418	B	0	8	10	0.59	0.29	0.62	-0.30
1	13	1OA418	C	0	10	13	0.50	0.30	0.65	-0.37
1	13	1OA418	D	0	0	0	0.00	0.00	0.00	0.00
1	14	1NBT614	*	-1	1821	96	1.52	0.03	0.00	-0.01
1	14	1NBT614	A	1	49	67	1.95	0.14	0.95	0.45
1	14	1NBT614	B	0	16	22	1.12	0.26	1.19	-0.22
1	14	1NBT614	C	0	8	11	0.36	0.34	0.48	-0.39
1	14	1NBT614	D	0	0	0	0.00	0.00	0.00	0.00
1	15	1OA224	*	-1	1824	96	1.52	0.03	0.00	-0.04
1	15	1OA224	A	1	48	69	2.06	0.13	0.91	0.46
1	15	1OA224	B	0	11	16	1.22	0.21	0.81	-0.27
1	15	1OA224	C	0	11	16	1.13	0.14	0.66	-0.32
1	15	1OA224	D	0	0	0	0.00	0.00	0.00	0.00
1	16	10191	*	-1	1872	99	1.52	0.03	0.00	-0.02
1	16	10191	A	1	13	59	2.58	0.31	0.58	0.73
1	16	10191	B	0	3	14	0.33	0.29	0.31	-0.43
1	16	10191	C	0	3	14	0.33	0.21	0.30	-0.43
1	16	10191	D	0	3	14	1.11	0.38	0.72	-0.19
1	17	10072	*	-1	1871	99	1.53	0.03	0.00	0.03
1	17	10072	A	1	9	39	1.92	0.77	2.59	0.41
1	17	10072	B	0	8	35	0.77	0.22	0.96	-0.16
1	17	10072	C	0	1	4	-0.16	0.00	0.32	-0.17
1	17	10072	D	0	5	22	0.45	0.24	0.66	-0.22
1	18	1MD32	*	-1	1824	96	1.50	0.03	0.00	-0.09
1	18	1MD32	A	1	60	86	2.32	0.14	0.98	0.32
1	18	1MD32	B	0	6	9	1.47	0.38	1.02	-0.19
1	18	1MD32	C	0	4	6	1.03	0.42	0.61	-0.25
1	18	1MD32	D	0	0	0	0.00	0.00	0.00	0.00

Form	Item Number	ItemID	Response	Score	n	n %	Avg. Prsn Msr	SE	OUT.MSQ	PTME
1	19	10283	*	-1	1871	99	1.53	0.03	0.00	0.01
1	19	10283	A	1	21	91	1.62	0.25	0.73	0.51
1	19	10283	B	0	0	0	0.00	0.00	0.00	0.00
1	19	10283	C	0	2	9	-0.79	1.31	0.44	-0.51
1	19	10283	D	0	0	0	0.00	0.00	0.00	0.00
1	20	10310	*	-1	1870	99	1.52	0.03	0.00	-0.02
1	20	10310	A	1	21	88	2.07	0.43	1.01	0.39
1	20	10310	B	0	3	13	-0.35	1.03	1.31	-0.39
1	20	10310	C	0	0	0	0.00	0.00	0.00	0.00
1	20	10310	D	0	0	0	0.00	0.00	0.00	0.00
1	21	10163	*	-1	1871	99	1.53	0.03	0.00	0.02
1	21	10163	A	1	19	83	1.46	0.32	1.11	0.25
1	21	10163	B	0	2	9	-0.19	0.10	0.39	-0.35
1	21	10163	C	0	2	9	1.36	0.16	1.86	0.01
1	21	10163	D	0	0	0	0.00	0.00	0.00	0.00
1	22	10355	*	-1	1870	99	1.52	0.03	0.00	-0.02
1	22	10355	A	1	20	83	1.85	0.36	1.24	0.12
1	22	10355	B	0	0	0	0.00	0.00	0.00	0.00
1	22	10355	C	0	3	13	0.82	0.76	1.17	-0.23
1	22	10355	D	0	1	4	3.01	0.00	6.93	0.16
1	23	30756	*	-1	1877	99	1.53	0.03	0.00	0.02
1	23	30756	A	1	11	65	1.72	0.64	1.47	0.33
1	23	30756	B	0	2	12	-0.38	0.87	0.54	-0.33
1	23	30756	C	0	1	6	2.21	0.00	5.12	0.13
1	23	30756	D	0	3	18	0.38	0.20	0.85	-0.22
1	24	10122	*	-1	1870	99	1.53	0.03	0.00	0.05
1	24	10122	A	1	12	50	1.72	0.42	0.87	0.54
1	24	10122	B	0	5	21	-1.17	0.44	0.19	-0.65
1	24	10122	C	0	2	8	0.69	0.22	0.90	-0.03
1	24	10122	D	0	5	21	0.88	0.46	1.59	0.01

Form	Item Number	ItemID	Response	Score	n	n %	Avg. Prsn Msr	SE	OUT.MSQ	PTME
1	25	10314	*	-1	1870	99	1.52	0.03	0.00	0.00
1	25	10314	A	1	12	50	2.29	0.55	1.15	0.45
1	25	10314	B	0	3	13	1.38	0.31	1.52	-0.03
1	25	10314	C	0	3	13	0.06	0.58	0.51	-0.33
1	25	10314	D	0	6	25	0.82	0.58	2.64	-0.24

Form	Item Number	ItemID	Response	Score	n	n %	Avg. Prsn Msr	SE	OUT.MSQ	PTME
2	1	1MD28	*	-1	1818	96	1.52	0.03	0.00	-0.03
2	1	1MD28	A	1	69	91	1.87	0.13	0.93	0.35
2	1	1MD28	B	0	0	0	0.00	0.00	0.00	0.00
2	1	1MD28	C	0	7	9	0.55	0.22	0.52	-0.35
2	1	1MD28	D	0	0	0	0.00	0.00	0.00	0.00
2	2	1MD229	*	-1	1748	92	1.52	0.03	0.00	-0.02
2	2	1MD229	A	1	113	77	1.86	0.10	0.95	0.38
2	2	1MD229	B	0	24	16	1.06	0.17	1.06	-0.21
2	2	1MD229	C	0	9	6	0.06	0.58	1.26	-0.34
2	2	1MD229	D	0	0	0	0.00	0.00	0.00	0.00
2	3	1MD24	*	-1	1824	96	1.50	0.03	0.00	-0.09
2	3	1MD24	A	1	47	67	2.60	0.15	0.84	0.54
2	3	1MD24	B	0	17	24	1.30	0.18	0.67	-0.44
2	3	1MD24	C	0	6	9	1.26	0.39	0.68	-0.25
2	3	1MD24	D	0	0	0	0.00	0.00	0.00	0.00
2	4	10431	*	-1	1872	99	1.53	0.03	0.00	0.05
2	4	10431	A	1	20	91	1.16	0.32	1.07	0.54
2	4	10431	B	0	1	5	0.46	0.00	1.04	-0.04
2	4	10431	C	0	1	5	-5.21	0.00	0.00	-0.70
2	4	10431	D	0	0	0	0.00	0.00	0.00	0.00
2	5	30701	*	-1	1873	99	1.53	0.03	0.00	0.07
2	5	30701	A	1	18	86	0.90	0.25	0.88	0.52
2	5	30701	B	0	1	5	-0.97	0.00	0.30	-0.33
2	5	30701	C	0	2	10	-0.65	0.09	0.41	-0.38
2	5	30701	D	0	0	0	0.00	0.00	0.00	0.00
2	6	30421	*	-1	1870	99	1.53	0.03	0.00	0.00
2	6	30421	A	1	20	83	1.85	0.40	0.86	0.47
2	6	30421	B	0	1	4	0.27	0.00	0.80	-0.14
2	6	30421	C	0	2	8	-0.57	0.17	0.35	-0.34
2	6	30421	D	0	1	4	-0.92	0.00	0.24	-0.27

Form	Item Number	ItemID	Response	Score	n	n %	Avg. Prsn Msr	SE	OUT.MSQ	PTME
2	7	30422	*	-1	1869	99	1.53	0.03	0.00	0.05
2	7	30422	A	1	18	72	1.16	0.36	1.10	0.30
2	7	30422	B	0	4	16	0.33	1.15	3.41	-0.15
2	7	30422	C	0	1	4	-0.45	0.00	0.45	-0.17
2	7	30422	D	0	2	8	-0.02	0.15	0.69	-0.17
2	8	30707	*	-1	1871	99	1.52	0.03	0.00	0.00
2	8	30707	A	1	17	74	2.39	0.38	0.89	0.62
2	8	30707	B	0	2	9	-2.80	2.41	0.22	-0.62
2	8	30707	C	0	4	17	0.34	0.53	0.61	-0.26
2	8	30707	D	0	0	0	0.00	0.00	0.00	0.00
2	9	1G25	*	-1	1821	96	1.52	0.03	0.00	-0.01
2	9	1G25	A	1	47	64	1.94	0.15	1.04	0.41
2	9	1G25	B	0	25	34	1.00	0.21	1.01	-0.38
2	9	1G25	C	0	1	1	0.35	0.00	0.33	-0.13
2	9	1G25	D	0	0	0	0.00	0.00	0.00	0.00
2	10	31020	*	-1	1869	99	1.52	0.03	0.00	-0.01
2	10	31020	A	1	12	48	2.83	0.47	1.32	0.62
2	10	31020	B	0	2	8	0.34	0.26	0.29	-0.22
2	10	31020	C	0	8	32	1.22	0.41	1.13	-0.17
2	10	31020	D	0	3	12	-0.88	0.53	0.11	-0.52
2	11	10A48	*	-1	1814	96	1.53	0.03	0.00	0.01
2	11	10A48	A	1	67	84	1.68	0.12	0.85	0.46
2	11	10A48	B	0	5	6	0.14	0.34	0.49	-0.31
2	11	10A48	C	0	8	10	0.46	0.29	0.69	-0.31
2	11	10A48	D	0	0	0	0.00	0.00	0.00	0.00
2	12	10A26	*	-1	1807	95	1.51	0.03	0.00	-0.06
2	12	10A26	A	1	73	84	2.14	0.12	0.90	0.44
2	12	10A26	B	0	7	8	1.00	0.22	0.65	-0.26
2	12	10A26	C	0	7	8	0.73	0.27	0.55	-0.33
2	12	10A26	D	0	0	0	0.00	0.00	0.00	0.00

Form	Item Number	ItemID	Response	Score	n	n %	Avg. Prsn Msr	SE	OUT.MSQ	PTME
2	13	1NBT615	*	-1	1821	96	1.51	0.03	0.00	-0.06
2	13	1NBT615	A	1	59	81	2.19	0.14	0.83	0.49
2	13	1NBT615	B	0	10	14	0.48	0.20	0.40	-0.50
2	13	1NBT615	C	0	4	5	1.45	0.05	0.91	-0.10
2	13	1NBT615	D	0	0	0	0.00	0.00	0.00	0.00
2	14	10174	*	-1	1870	99	1.54	0.03	0.00	0.09
2	14	10174	A	1	11	46	1.14	0.48	1.82	0.36
2	14	10174	B	0	6	25	0.36	0.50	1.53	-0.03
2	14	10174	C	0	3	13	0.20	0.34	0.69	-0.06
2	14	10174	D	0	4	17	-1.05	1.41	0.81	-0.39
2	15	1NBT515	*	-1	1806	95	1.51	0.03	0.00	-0.06
2	15	1NBT515	A	1	61	69	2.17	0.14	1.02	0.36
2	15	1NBT515	B	0	18	20	1.57	0.22	1.40	-0.16
2	15	1NBT515	C	0	9	10	0.81	0.18	0.48	-0.34
2	15	1NBT515	D	0	0	0	0.00	0.00	0.00	0.00
2	16	1NBT639	*	-1	1745	92	1.51	0.03	0.00	-0.03
2	16	1NBT639	A	1	89	60	2.02	0.12	1.06	0.38
2	16	1NBT639	B	0	25	17	1.18	0.21	1.13	-0.20
2	16	1NBT639	C	0	35	23	1.15	0.15	0.98	-0.26
2	16	1NBT639	D	0	0	0	0.00	0.00	0.00	0.00
2	17	10157	*	-1	1870	99	1.53	0.03	0.00	0.02
2	17	10157	A	1	11	46	1.52	0.44	2.53	0.15
2	17	10157	B	0	3	13	1.47	0.60	1.57	0.04
2	17	10157	C	0	3	13	0.58	0.59	0.63	-0.25
2	17	10157	D	0	7	29	1.31	0.35	1.35	-0.02
2	18	1MD314	*	-1	1824	96	1.51	0.03	0.00	-0.06
2	18	1MD314	A	1	57	81	2.22	0.17	0.89	0.40
2	18	1MD314	B	0	8	11	1.30	0.50	2.26	-0.17
2	18	1MD314	C	0	5	7	0.00	0.25	0.28	-0.40
2	18	1MD314	D	0	0	0	0.00	0.00	0.00	0.00

Form	Item Number	ItemID	Response	Score	n	n %	Avg. Prsn Msr	SE	OUT.MSQ	PTME
2	19	10201	*	-1	1726	91	1.50	0.03	0.00	-0.05
2	19	10201	A	1	158	94	1.85	0.10	0.93	0.33
2	19	10201	B	0	5	3	-0.17	0.37	0.39	-0.26
2	19	10201	C	0	5	3	0.30	0.37	0.57	-0.20
2	19	10201	D	0	0	0	0.00	0.00	0.00	0.00
2	20	10081	*	-1	1870	99	1.53	0.03	0.00	0.03
2	20	10081	A	1	21	88	1.31	0.30	1.24	0.29
2	20	10081	B	0	1	4	1.32	0.00	2.21	0.02
2	20	10081	C	0	1	4	-0.91	0.00	0.24	-0.32
2	20	10081	D	0	1	4	-0.08	0.00	0.55	-0.19
2	21	10213	*	-1	1871	99	1.52	0.03	0.00	-0.01
2	21	10213	A	1	19	83	2.09	0.41	0.86	0.49
2	21	10213	B	0	1	4	1.04	0.00	1.48	-0.07
2	21	10213	C	0	2	9	-0.68	0.42	0.29	-0.40
2	21	10213	D	0	1	4	-0.79	0.00	0.24	-0.29
2	22	10292	*	-1	1870	99	1.53	0.03	0.00	0.02
2	22	10292	A	1	19	79	1.48	0.35	1.31	0.22
2	22	10292	B	0	4	17	0.67	0.65	1.81	-0.20
2	22	10292	C	0	1	4	0.84	0.00	1.12	-0.07
2	22	10292	D	0	0	0	0.00	0.00	0.00	0.00
2	23	10019	*	-1	1871	99	1.53	0.03	0.00	0.05
2	23	10019	A	1	14	61	1.31	0.34	0.93	0.37
2	23	10019	B	0	4	17	0.46	1.19	7.27	-0.14
2	23	10019	C	0	0	0	0.00	0.00	0.00	0.00
2	23	10019	D	0	5	22	0.06	0.15	0.60	-0.31
2	24	1NBT314	*	-1	1820	96	1.51	0.03	0.00	-0.06
2	24	1NBT314	A	1	52	70	2.15	0.17	1.11	0.33
2	24	1NBT314	B	0	17	23	1.38	0.20	1.01	-0.25
2	24	1NBT314	C	0	5	7	1.19	0.20	0.69	-0.17
2	24	1NBT314	D	0	0	0	0.00	0.00	0.00	0.00

Form	Item Number	ItemID	Response	Score	n	n %	Avg. Prsn Msr	SE	OUT.MSQ	PTME
2	25	1NBT311	*	-1	1822	96	1.51	0.03	0.00	-0.06
2	25	1NBT311	A	1	45	63	2.42	0.14	0.84	0.57
2	25	1NBT311	B	0	21	29	1.27	0.19	0.86	-0.39
2	25	1NBT311	C	0	6	8	0.70	0.30	0.40	-0.34
2	25	1NBT311	D	0	0	0	0.00	0.00	0.00	0.00

Form	Item Number	ItemID	Response	Score	n	n %	Avg. Prsn Msr	SE	OUT.MSQ	PTME
3	1	1MD227	*	-1	1823	96	1.52	0.03	0.00	-0.03
3	1	1MD227	A	1	65	92	1.86	0.11	0.94	0.34
3	1	1MD227	B	0	3	4	0.75	0.14	0.49	-0.24
3	1	1MD227	C	0	3	4	0.76	0.38	0.55	-0.24
3	1	1MD227	D	0	0	0	0.00	0.00	0.00	0.00
3	2	1MD13	*	-1	1817	96	1.52	0.03	0.00	-0.02
3	2	1MD13	A	1	61	79	2.04	0.13	0.81	0.60
3	2	1MD13	B	0	8	10	0.30	0.40	0.59	-0.38
3	2	1MD13	C	0	8	10	0.12	0.14	0.34	-0.43
3	2	1MD13	D	0	0	0	0.00	0.00	0.00	0.00
3	3	1MD18	*	-1	1818	96	1.52	0.03	0.00	-0.03
3	3	1MD18	A	1	37	49	2.27	0.19	0.96	0.46
3	3	1MD18	B	0	7	9	1.45	0.35	1.07	-0.09
3	3	1MD18	C	0	32	42	1.22	0.13	0.81	-0.42
3	3	1MD18	D	0	0	0	0.00	0.00	0.00	0.00
3	4	1G116	*	-1	1746	92	1.50	0.03	0.00	-0.06
3	4	1G116	A	1	143	97	1.83	0.11	1.06	0.13
3	4	1G116	B	0	4	3	1.01	0.17	1.00	-0.10
3	4	1G116	C	0	1	1	0.20	0.00	0.42	-0.10
3	4	1G116	D	0	0	0	0.00	0.00	0.00	0.00
3	5	30746	*	-1	1866	99	1.52	0.03	0.00	-0.02
3	5	30746	A	1	26	93	1.88	0.30	0.85	0.42
3	5	30746	B	0	1	4	-0.31	0.00	0.37	-0.24
3	5	30746	C	0	1	4	-1.11	0.00	0.17	-0.34
3	5	30746	D	0	0	0	0.00	0.00	0.00	0.00
3	6	30598	*	-1	1871	99	1.52	0.03	0.00	-0.02
3	6	30598	A	1	20	87	1.85	0.38	1.16	0.15
3	6	30598	B	0	2	9	0.97	1.76	3.25	-0.15
3	6	30598	C	0	0	0	0.00	0.00	0.00	0.00
3	6	30598	D	0	1	4	1.37	0.00	1.61	-0.05

Form	Item Number	ItemID	Response	Score	n	n %	Avg. Prsn Msr	SE	OUT.MSQ	PTME
3	7	31180	*	-1	1866	99	1.53	0.03	0.00	0.01
3	7	31180	A	1	23	82	1.62	0.24	1.05	0.28
3	7	31180	B	0	3	11	0.64	0.67	0.91	-0.24
3	7	31180	C	0	1	4	2.39	0.00	3.74	0.15
3	7	31180	D	0	1	4	-0.52	0.00	0.20	-0.32
3	8	30413	*	-1	1870	99	1.53	0.03	0.00	0.03
3	8	30413	A	1	17	71	1.63	0.33	1.16	0.44
3	8	30413	B	0	1	4	2.25	0.00	3.40	0.13
3	8	30413	C	0	3	13	0.57	0.18	0.66	-0.12
3	8	30413	D	0	3	13	-1.55	1.86	0.52	-0.56
3	9	30519	*	-1	1879	99	1.52	0.03	0.00	-0.01
3	9	30519	A	1	9	60	2.51	0.55	0.85	0.65
3	9	30519	B	0	4	27	0.28	0.56	0.64	-0.47
3	9	30519	C	0	1	7	-0.11	0.00	0.28	-0.27
3	9	30519	D	0	1	7	0.55	0.00	0.54	-0.17
3	10	1G234	*	-1	1823	96	1.51	0.03	0.00	-0.04
3	10	1G234	A	1	35	49	2.34	0.19	1.01	0.42
3	10	1G234	B	0	6	8	1.90	0.48	1.81	0.02
3	10	1G234	C	0	30	42	1.23	0.19	1.08	-0.43
3	10	1G234	D	0	0	0	0.00	0.00	0.00	0.00
3	11	10059	*	-1	1716	91	1.51	0.03	0.00	-0.04
3	11	10059	A	1	150	84	1.94	0.10	0.93	0.42
3	11	10059	B	0	13	7	-0.19	0.32	0.40	-0.39
3	11	10059	C	0	14	8	0.99	0.24	1.16	-0.15
3	11	10059	D	0	1	1	-0.77	0.00	0.14	-0.14
3	12	1NBT510	*	-1	1824	96	1.52	0.03	0.00	-0.04
3	12	1NBT510	A	1	58	83	1.88	0.12	0.98	0.25
3	12	1NBT510	B	0	4	6	0.70	0.30	0.49	-0.30
3	12	1NBT510	C	0	8	11	1.60	0.30	1.44	-0.07
3	12	1NBT510	D	0	0	0	0.00	0.00	0.00	0.00

Form	Item Number	ItemID	Response	Score	n	n %	Avg. Prsn Msr	SE	OUT.MSQ	PTME
3	13	1OA811	*	-1	1739	92	1.51	0.03	0.00	-0.03
3	13	1OA811	A	1	120	77	1.79	0.09	1.01	0.25
3	13	1OA811	B	0	25	16	1.05	0.15	0.94	-0.25
3	13	1OA811	C	0	10	6	1.41	0.52	3.37	-0.06
3	13	1OA811	D	0	0	0	0.00	0.00	0.00	0.00
3	14	10171	*	-1	1870	99	1.52	0.03	0.00	-0.01
3	14	10171	A	1	15	63	2.28	0.44	1.03	0.51
3	14	10171	B	0	1	4	0.97	0.00	0.85	-0.07
3	14	10171	C	0	4	17	0.87	0.36	0.93	-0.18
3	14	10171	D	0	4	17	-0.13	0.95	0.84	-0.44
3	15	10130	*	-1	1872	99	1.53	0.03	0.00	0.05
3	15	10130	A	1	11	50	2.10	0.32	0.47	0.76
3	15	10130	B	0	2	9	0.58	0.78	1.09	-0.05
3	15	10130	C	0	5	23	-0.54	0.30	0.32	-0.45
3	15	10130	D	0	4	18	-0.74	0.84	0.40	-0.45
3	16	1OA22	*	-1	1821	96	1.52	0.03	0.00	-0.01
3	16	1OA22	A	1	43	59	1.86	0.17	1.28	0.29
3	16	1OA22	B	0	8	11	0.78	0.42	0.75	-0.26
3	16	1OA22	C	0	22	30	1.37	0.22	1.43	-0.13
3	16	1OA22	D	0	0	0	0.00	0.00	0.00	0.00
3	17	1NBT59	*	-1	1806	95	1.51	0.03	0.00	-0.06
3	17	1NBT59	A	1	49	56	2.38	0.15	0.86	0.49
3	17	1NBT59	B	0	31	35	1.33	0.15	0.88	-0.39
3	17	1NBT59	C	0	8	9	1.23	0.38	0.95	-0.20
3	17	1NBT59	D	0	0	0	0.00	0.00	0.00	0.00
3	18	1MD327	*	-1	1808	95	1.53	0.03	0.00	0.01
3	18	1MD327	A	1	67	78	1.75	0.14	0.90	0.44
3	18	1MD327	B	0	15	17	0.39	0.26	0.81	-0.42
3	18	1MD327	C	0	4	5	0.85	0.21	0.80	-0.12
3	18	1MD327	D	0	0	0	0.00	0.00	0.00	0.00

Form	Item Number	ItemID	Response	Score	n	n %	Avg. Prsn Msr	SE	OUT.MSQ	PTME
3	19	10146	*	-1	1872	99	1.53	0.03	0.00	0.01
3	19	10146	A	1	20	91	1.65	0.30	0.85	0.49
3	19	10146	B	0	0	0	0.00	0.00	0.00	0.00
3	19	10146	C	0	0	0	0.00	0.00	0.00	0.00
3	19	10146	D	0	2	9	-0.86	0.35	0.23	-0.49
3	20	10084	*	-1	1870	99	1.52	0.03	0.00	-0.01
3	20	10084	A	1	22	92	1.69	0.30	1.01	0.23
3	20	10084	B	0	0	0	0.00	0.00	0.00	0.00
3	20	10084	C	0	2	8	0.56	0.73	0.87	-0.23
3	20	10084	D	0	0	0	0.00	0.00	0.00	0.00
3	21	10271	*	-1	1870	99	1.53	0.03	0.00	0.04
3	21	10271	A	1	18	75	1.50	0.45	1.09	0.45
3	21	10271	B	0	0	0	0.00	0.00	0.00	0.00
3	21	10271	C	0	6	25	-0.40	0.15	0.55	-0.45
3	21	10271	D	0	0	0	0.00	0.00	0.00	0.00
3	22	10219	*	-1	1871	99	1.53	0.03	0.00	0.05
3	22	10219	A	1	17	74	1.20	0.33	0.96	0.30
3	22	10219	B	0	2	9	2.16	0.61	6.11	0.27
3	22	10219	C	0	4	17	-0.72	0.22	0.30	-0.55
3	22	10219	D	0	0	0	0.00	0.00	0.00	0.00
3	23	10142	*	-1	1721	91	1.50	0.03	0.00	-0.05
3	23	10142	A	1	134	77	2.08	0.10	1.03	0.48
3	23	10142	B	0	18	10	0.64	0.18	0.61	-0.31
3	23	10142	C	0	20	12	0.70	0.22	0.75	-0.31
3	23	10142	D	0	1	1	0.30	0.00	0.33	-0.09
3	24	30606	*	-1	1878	99	1.53	0.03	0.00	0.00
3	24	30606	A	1	10	63	2.09	0.38	0.77	0.55
3	24	30606	B	0	1	6	0.24	0.00	0.34	-0.24
3	24	30606	C	0	3	19	1.02	0.98	1.36	-0.17
3	24	30606	D	0	2	13	0.00	0.26	0.27	-0.42

Form	Item Number	ItemID	Response	Score	n	n %	Avg. Prsn Msr	SE	OUT.MSQ	PTME
3	25	10044	*	-1	1872	99	1.53	0.03	0.00	0.01
3	25	10044	A	1	11	50	2.83	0.46	0.56	0.75
3	25	10044	B	0	2	9	-0.37	0.41	0.28	-0.29
3	25	10044	C	0	3	14	0.58	0.28	0.71	-0.16
3	25	10044	D	0	6	27	-0.30	0.56	0.52	-0.53

Form	Item Number	ItemID	Response	Score	n	n %	Avg. Prsn Msr	SE	OUT.MSQ	PTME
4	1	1MD131	*	-1	1814	96	1.52	0.03	0.00	-0.02
4	1	1MD131	A	1	71	89	1.82	0.13	0.91	0.40
4	1	1MD131	B	0	7	9	0.31	0.39	0.63	-0.35
4	1	1MD131	C	0	2	3	0.33	0.59	0.51	-0.18
4	1	1MD131	D	0	0	0	0.00	0.00	0.00	0.00
4	2	1MD113	*	-1	1817	96	1.52	0.03	0.00	-0.02
4	2	1MD113	A	1	61	79	1.92	0.14	0.94	0.41
4	2	1MD113	B	0	4	5	1.07	0.27	0.92	-0.11
4	2	1MD113	C	0	12	16	0.54	0.39	1.02	-0.39
4	2	1MD113	D	0	0	0	0.00	0.00	0.00	0.00
4	3	1MD232	*	-1	1799	95	1.51	0.03	0.00	-0.06
4	3	1MD232	A	1	46	48	2.26	0.17	1.14	0.36
4	3	1MD232	B	0	15	16	1.30	0.20	0.76	-0.23
4	3	1MD232	C	0	34	36	1.56	0.15	1.09	-0.21
4	3	1MD232	D	0	0	0	0.00	0.00	0.00	0.00
4	4	10418	*	-1	1871	99	1.53	0.03	0.00	0.01
4	4	10418	A	1	22	96	1.50	0.30	0.86	0.36
4	4	10418	B	0	1	4	-1.11	0.00	0.18	-0.36
4	4	10418	C	0	0	0	0.00	0.00	0.00	0.00
4	4	10418	D	0	0	0	0.00	0.00	0.00	0.00
4	5	31193	*	-1	1872	99	1.53	0.03	0.00	0.04
4	5	31193	A	1	19	86	1.19	0.33	0.75	0.31
4	5	31193	B	0	1	5	-0.94	0.00	0.31	-0.26
4	5	31193	C	0	0	0	0.00	0.00	0.00	0.00
4	5	31193	D	0	2	9	0.01	2.70	5.88	-0.19
4	6	1G23	*	-1	1808	95	1.53	0.03	0.00	0.01
4	6	1G23	A	1	76	88	1.57	0.14	1.00	0.24
4	6	1G23	B	0	9	10	0.93	0.29	1.29	-0.16
4	6	1G23	C	0	1	1	-1.44	0.00	0.09	-0.27
4	6	1G23	D	0	0	0	0.00	0.00	0.00	0.00

Form	Item Number	ItemID	Response	Score	n	n %	Avg. Prsn Msr	SE	OUT.MSQ	PTME
4	7	10446	*	-1	1871	99	1.52	0.03	0.00	-0.01
4	7	10446	A	1	19	83	2.07	0.30	0.65	0.62
4	7	10446	B	0	3	13	-0.33	0.73	0.41	-0.49
4	7	10446	C	0	1	4	-0.73	0.00	0.19	-0.33
4	7	10446	D	0	0	0	0.00	0.00	0.00	0.00
4	8	30725	*	-1	1872	99	1.52	0.03	0.00	-0.03
4	8	30725	A	1	17	77	2.56	0.41	0.90	0.55
4	8	30725	B	0	0	0	0.00	0.00	0.00	0.00
4	8	30725	C	0	0	0	0.00	0.00	0.00	0.00
4	8	30725	D	0	5	23	-0.45	1.32	1.20	-0.55
4	9	1G334	*	-1	1821	96	1.52	0.03	0.00	-0.01
4	9	1G334	A	1	48	66	1.85	0.15	1.10	0.32
4	9	1G334	B	0	17	23	0.96	0.23	0.95	-0.31
4	9	1G334	C	0	8	11	1.42	0.54	2.00	-0.06
4	9	1G334	D	0	0	0	0.00	0.00	0.00	0.00
4	10	30735	*	-1	1876	99	1.53	0.03	0.00	0.06
4	10	30735	A	1	5	28	1.76	0.34	0.49	0.63
4	10	30735	B	0	5	28	-0.13	0.36	0.47	-0.41
4	10	30735	C	0	2	11	-0.23	0.99	0.51	-0.27
4	10	30735	D	0	6	33	0.56	0.41	1.10	-0.03
4	11	10077	*	-1	1870	99	1.52	0.03	0.00	-0.04
4	11	10077	A	1	20	83	2.59	0.32	0.48	0.71
4	11	10077	B	0	1	4	-0.25	0.00	0.31	-0.25
4	11	10077	C	0	1	4	-0.20	0.00	0.32	-0.24
4	11	10077	D	0	2	8	-1.79	0.90	0.09	-0.60
4	12	1NBT520	*	-1	1821	96	1.52	0.03	0.00	-0.01
4	12	1NBT520	A	1	58	79	1.85	0.13	0.88	0.45
4	12	1NBT520	B	0	15	21	0.60	0.29	0.88	-0.45
4	12	1NBT520	C	0	0	0	0.00	0.00	0.00	0.00
4	12	1NBT520	D	0	0	0	0.00	0.00	0.00	0.00

Form	Item Number	ItemID	Response	Score	n	n %	Avg. Prsn Msr	SE	OUT.MSQ	PTME
4	13	10097	*	-1	1870	99	1.53	0.03	0.00	0.01
4	13	10097	A	1	17	71	1.89	0.35	1.05	0.51
4	13	10097	B	0	4	17	0.18	0.46	0.63	-0.38
4	13	10097	C	0	3	13	0.34	0.49	0.69	-0.28
4	13	10097	D	0	0	0	0.00	0.00	0.00	0.00
4	14	10A217	*	-1	1822	96	1.51	0.03	0.00	-0.06
4	14	10A217	A	1	52	72	2.31	0.14	0.88	0.54
4	14	10A217	B	0	9	13	0.67	0.25	0.46	-0.44
4	14	10A217	C	0	11	15	1.27	0.23	0.80	-0.26
4	14	10A217	D	0	0	0	0.00	0.00	0.00	0.00
4	15	1NBT612	*	-1	1822	96	1.51	0.03	0.00	-0.06
4	15	1NBT612	A	1	50	69	2.17	0.15	1.17	0.31
4	15	1NBT612	B	0	13	18	1.65	0.33	1.64	-0.13
4	15	1NBT612	C	0	9	13	1.13	0.24	0.68	-0.28
4	15	1NBT612	D	0	0	0	0.00	0.00	0.00	0.00
4	16	1NBT535	*	-1	1818	96	1.52	0.03	0.00	-0.03
4	16	1NBT535	A	1	45	59	2.10	0.17	1.03	0.39
4	16	1NBT535	B	0	9	12	1.06	0.27	0.77	-0.23
4	16	1NBT535	C	0	22	29	1.32	0.15	0.95	-0.25
4	16	1NBT535	D	0	0	0	0.00	0.00	0.00	0.00
4	17	1NBT513	*	-1	1823	96	1.51	0.03	0.00	-0.04
4	17	1NBT513	A	1	38	54	2.34	0.20	1.08	0.45
4	17	1NBT513	B	0	17	24	0.97	0.22	0.66	-0.40
4	17	1NBT513	C	0	16	23	1.55	0.21	1.10	-0.13
4	17	1NBT513	D	0	0	0	0.00	0.00	0.00	0.00
4	18	1MD312	*	-1	1813	96	1.53	0.03	0.00	0.01
4	18	1MD312	A	1	67	83	1.64	0.13	0.95	0.36
4	18	1MD312	B	0	12	15	0.60	0.23	0.76	-0.33
4	18	1MD312	C	0	2	2	0.75	1.01	1.07	-0.10
4	18	1MD312	D	0	0	0	0.00	0.00	0.00	0.00

Form	Item Number	ItemID	Response	Score	n	n %	Avg. Prsn Msr	SE	OUT.MSQ	PTME
4	19	10338	*	-1	1873	99	1.52	0.03	0.00	-0.02
4	19	10338	A	1	20	95	1.88	0.25	0.98	0.27
4	19	10338	B	0	1	5	0.50	0.00	0.42	-0.27
4	19	10338	C	0	0	0	0.00	0.00	0.00	0.00
4	19	10338	D	0	0	0	0.00	0.00	0.00	0.00
4	20	10349	*	-1	1873	99	1.53	0.03	0.00	0.06
4	20	10349	A	1	17	81	1.01	0.42	1.07	0.36
4	20	10349	B	0	1	5	-0.40	0.00	0.65	-0.15
4	20	10349	C	0	3	14	-0.53	0.34	0.63	-0.31
4	20	10349	D	0	0	0	0.00	0.00	0.00	0.00
4	21	1NBT51	*	-1	1813	96	1.53	0.03	0.00	0.01
4	21	1NBT51	A	1	70	86	1.53	0.13	1.02	0.15
4	21	1NBT51	B	0	6	7	1.22	0.46	1.71	-0.06
4	21	1NBT51	C	0	5	6	0.88	0.62	1.77	-0.14
4	21	1NBT51	D	0	0	0	0.00	0.00	0.00	0.00
4	22	10276	*	-1	1871	99	1.52	0.03	0.00	-0.02
4	22	10276	A	1	19	83	2.22	0.34	0.69	0.60
4	22	10276	B	0	2	9	0.12	0.38	0.47	-0.30
4	22	10276	C	0	2	9	-0.95	0.77	0.20	-0.50
4	22	10276	D	0	0	0	0.00	0.00	0.00	0.00
4	23	10182	*	-1	1872	99	1.53	0.03	0.00	0.03
4	23	10182	A	1	14	64	1.74	0.45	0.97	0.54
4	23	10182	B	0	0	0	0.00	0.00	0.00	0.00
4	23	10182	C	0	4	18	0.33	0.21	0.76	-0.22
4	23	10182	D	0	4	18	-0.44	0.39	0.42	-0.45
4	24	10385	*	-1	1873	99	1.53	0.03	0.00	0.01
4	24	10385	A	1	13	62	2.18	0.26	0.60	0.72
4	24	10385	B	0	6	29	0.69	0.21	0.58	-0.36
4	24	10385	C	0	1	5	-0.35	0.00	0.19	-0.31
4	24	10385	D	0	1	5	-1.85	0.00	0.04	-0.56

Form	Item Number	ItemID	Response	Score	n	n %	Avg. Prsn Msr	SE	OUT.MSQ	PTME
4	25	1NBT21	*	-1	1817	96	1.52	0.03	0.00	-0.02
4	25	1NBT21	A	1	44	57	2.33	0.15	0.81	0.63
4	25	1NBT21	B	0	14	18	0.72	0.30	0.68	-0.36
4	25	1NBT21	C	0	19	25	0.80	0.16	0.57	-0.40
4	25	1NBT21	D	0	0	0	0.00	0.00	0.00	0.00

Form	Item Number	ItemID	Response	Score	n	n %	Avg. Prsn Msr	SE	OUT.MSQ	PTME
5	1	1MD14	*	-1	1824	96	1.50	0.03	0.00	-0.09
5	1	1MD14	A	1	65	93	2.26	0.14	0.99	0.29
5	1	1MD14	B	0	3	4	0.95	0.33	0.53	-0.23
5	1	1MD14	C	0	2	3	1.06	0.49	0.59	-0.17
5	1	1MD14	D	0	0	0	0.00	0.00	0.00	0.00
5	2	1MD221	*	-1	1818	96	1.52	0.03	0.00	-0.03
5	2	1MD221	A	1	62	82	1.96	0.14	0.94	0.41
5	2	1MD221	B	0	5	7	0.91	0.25	0.68	-0.20
5	2	1MD221	C	0	9	12	0.74	0.18	0.58	-0.34
5	2	1MD221	D	0	0	0	0.00	0.00	0.00	0.00
5	3	1MD118	*	-1	1824	96	1.50	0.03	0.00	-0.09
5	3	1MD118	A	1	47	67	2.52	0.16	0.94	0.44
5	3	1MD118	B	0	15	21	1.69	0.26	1.18	-0.22
5	3	1MD118	C	0	8	11	1.03	0.25	0.48	-0.36
5	3	1MD118	D	0	0	0	0.00	0.00	0.00	0.00
5	4	30403	*	-1	1874	99	1.53	0.03	0.00	0.02
5	4	30403	A	1	19	95	1.30	0.28	0.97	0.30
5	4	30403	B	0	0	0	0.00	0.00	0.00	0.00
5	4	30403	C	0	0	0	0.00	0.00	0.00	0.00
5	4	30403	D	0	1	5	-0.33	0.00	0.37	-0.30
5	5	10422	*	-1	1871	99	1.53	0.03	0.00	0.04
5	5	10422	A	1	21	91	1.02	0.25	1.09	0.06
5	5	10422	B	0	0	0	0.00	0.00	0.00	0.00
5	5	10422	C	0	2	9	0.80	0.21	1.21	-0.06
5	5	10422	D	0	0	0	0.00	0.00	0.00	0.00
5	6	1G115	*	-1	1818	96	1.53	0.03	0.00	0.02
5	6	1G115	A	1	66	87	1.63	0.14	0.82	0.47
5	6	1G115	B	0	5	7	-0.26	0.55	0.56	-0.35
5	6	1G115	C	0	5	7	0.02	0.34	0.51	-0.29
5	6	1G115	D	0	0	0	0.00	0.00	0.00	0.00

Form	Item Number	ItemID	Response	Score	n	n %	Avg. Prsn Msr	SE	OUT.MSQ	PTME
5	7	30117	*	-1	1870	99	1.53	0.03	0.00	0.05
5	7	30117	A	1	18	75	1.12	0.31	1.22	0.29
5	7	30117	B	0	2	8	0.69	0.22	1.14	-0.06
5	7	30117	C	0	2	8	-0.16	0.78	0.63	-0.27
5	7	30117	D	0	2	8	0.38	0.52	0.93	-0.13
5	8	30743	*	-1	1875	99	1.53	0.03	0.00	0.04
5	8	30743	A	1	12	63	1.52	0.50	1.10	0.45
5	8	30743	B	0	4	21	0.21	0.50	1.00	-0.22
5	8	30743	C	0	1	5	0.04	0.00	0.58	-0.13
5	8	30743	D	0	2	11	-0.68	1.67	0.78	-0.33
5	9	1G336	*	-1	1808	95	1.53	0.03	0.00	0.01
5	9	1G336	A	1	53	62	1.86	0.16	0.93	0.42
5	9	1G336	B	0	13	15	0.67	0.28	0.81	-0.28
5	9	1G336	C	0	20	23	0.95	0.24	1.27	-0.24
5	9	1G336	D	0	0	0	0.00	0.00	0.00	0.00
5	10	1G39	*	-1	1819	96	1.51	0.03	0.00	-0.06
5	10	1G39	A	1	39	52	2.16	0.20	1.24	0.22
5	10	1G39	B	0	20	27	1.60	0.20	1.15	-0.17
5	10	1G39	C	0	16	21	1.74	0.26	1.54	-0.08
5	10	1G39	D	0	0	0	0.00	0.00	0.00	0.00
5	11	1OA412	*	-1	1821	96	1.51	0.03	0.00	-0.06
5	11	1OA412	A	1	64	88	2.10	0.14	0.87	0.43
5	11	1OA412	B	0	4	5	0.65	0.38	0.51	-0.26
5	11	1OA412	C	0	5	7	0.57	0.30	0.47	-0.32
5	11	1OA412	D	0	0	0	0.00	0.00	0.00	0.00
5	12	1OA23	*	-1	1817	96	1.52	0.03	0.00	-0.02
5	12	1OA23	A	1	62	81	2.03	0.13	0.73	0.61
5	12	1OA23	B	0	8	10	0.44	0.29	0.60	-0.34
5	12	1OA23	C	0	7	9	-0.22	0.33	0.31	-0.48
5	12	1OA23	D	0	0	0	0.00	0.00	0.00	0.00

Form	Item Number	ItemID	Response	Score	n	n %	Avg. Prsn Msr	SE	OUT.MSQ	PTME
5	13	10127	*	-1	1872	99	1.53	0.03	0.00	0.03
5	13	10127	A	1	15	68	1.34	0.32	1.33	0.26
5	13	10127	B	0	3	14	0.43	0.68	0.96	-0.25
5	13	10127	C	0	2	9	1.77	0.24	2.39	0.17
5	13	10127	D	0	2	9	0.04	0.22	0.43	-0.30
5	14	10A210	*	-1	1824	96	1.51	0.03	0.00	-0.04
5	14	10A210	A	1	49	70	2.07	0.18	1.22	0.35
5	14	10A210	B	0	11	16	1.29	0.28	1.06	-0.19
5	14	10A210	C	0	10	14	1.08	0.16	0.70	-0.25
5	14	10A210	D	0	0	0	0.00	0.00	0.00	0.00
5	15	1NBT617	*	-1	1814	96	1.53	0.03	0.00	0.01
5	15	1NBT617	A	1	48	60	1.75	0.17	1.21	0.33
5	15	1NBT617	B	0	16	20	1.17	0.19	1.11	-0.14
5	15	1NBT617	C	0	16	20	0.88	0.19	0.94	-0.27
5	15	1NBT617	D	0	0	0	0.00	0.00	0.00	0.00
5	16	10176	*	-1	1870	99	1.53	0.03	0.00	0.04
5	16	10176	A	1	11	46	2.20	0.53	0.92	0.59
5	16	10176	B	0	6	25	-0.03	0.59	0.66	-0.36
5	16	10176	C	0	2	8	1.09	1.02	1.79	0.00
5	16	10176	D	0	5	21	-0.13	0.38	0.43	-0.35
5	17	1NBT54	*	-1	1824	96	1.52	0.03	0.00	-0.04
5	17	1NBT54	A	1	37	53	2.10	0.16	1.06	0.38
5	17	1NBT54	B	0	10	14	1.65	0.21	1.12	-0.06
5	17	1NBT54	C	0	23	33	1.32	0.12	0.80	-0.36
5	17	1NBT54	D	0	0	0	0.00	0.00	0.00	0.00
5	18	1MD315	*	-1	1750	92	1.50	0.03	0.00	-0.07
5	18	1MD315	A	1	125	87	1.95	0.10	1.08	0.17
5	18	1MD315	B	0	11	8	1.07	0.27	1.03	-0.20
5	18	1MD315	C	0	8	6	1.80	0.44	2.84	-0.02
5	18	1MD315	D	0	0	0	0.00	0.00	0.00	0.00

Form	Item Number	ItemID	Response	Score	n	n %	Avg. Prsn Msr	SE	OUT.MSQ	PTME
5	19	10300	*	-1	1870	99	1.53	0.03	0.00	0.04
5	19	10300	A	1	21	88	1.55	0.24	0.69	0.74
5	19	10300	B	0	1	4	-1.72	0.00	0.09	-0.32
5	19	10300	C	0	0	0	0.00	0.00	0.00	0.00
5	19	10300	D	0	2	8	-2.88	2.36	0.29	-0.65
5	20	10256	*	-1	1871	99	1.53	0.03	0.00	0.06
5	20	10256	A	1	19	83	0.89	0.37	1.45	0.24
5	20	10256	B	0	0	0	0.00	0.00	0.00	0.00
5	20	10256	C	0	2	9	0.33	0.87	1.75	-0.08
5	20	10256	D	0	2	9	-0.40	0.53	0.69	-0.23
5	21	10302	*	-1	1871	99	1.53	0.03	0.00	0.01
5	21	10302	A	1	19	83	1.74	0.34	0.94	0.48
5	21	10302	B	0	4	17	-0.14	0.27	0.45	-0.48
5	21	10302	C	0	0	0	0.00	0.00	0.00	0.00
5	21	10302	D	0	0	0	0.00	0.00	0.00	0.00
5	22	10376	*	-1	1870	99	1.53	0.03	0.00	0.03
5	22	10376	A	1	18	75	1.71	0.35	0.66	0.62
5	22	10376	B	0	2	8	-0.22	0.25	0.49	-0.24
5	22	10376	C	0	3	13	-0.37	0.21	0.43	-0.33
5	22	10376	D	0	1	4	-2.69	0.00	0.04	-0.47
5	23	10017	*	-1	1871	99	1.53	0.03	0.00	0.01
5	23	10017	A	1	16	70	2.06	0.35	0.69	0.63
5	23	10017	B	0	3	13	-0.15	0.49	0.46	-0.36
5	23	10017	C	0	1	4	0.37	0.00	0.61	-0.13
5	23	10017	D	0	3	13	-0.47	1.04	0.55	-0.43
5	24	10383	*	-1	1870	99	1.53	0.03	0.00	0.05
5	24	10383	A	1	12	50	1.49	0.41	1.02	0.44
5	24	10383	B	0	7	29	0.54	0.30	1.04	-0.16
5	24	10383	C	0	3	13	-0.95	0.72	0.27	-0.50
5	24	10383	D	0	2	8	1.15	0.55	1.71	0.06

Form	Item Number	ItemID	Response	Score	n	n %	Avg. Prsn Msr	SE	OUT.MSQ	PTME
5	25	1NBT318	*	-1	1824	96	1.51	0.03	0.00	-0.06
5	25	1NBT318	A	1	43	61	2.48	0.20	1.15	0.48
5	25	1NBT318	B	0	19	27	1.24	0.24	1.10	-0.32
5	25	1NBT318	C	0	8	11	0.82	0.25	0.55	-0.30
5	25	1NBT318	D	0	0	0	0.00	0.00	0.00	0.00

Form	Item Number	ItemID	Response	Score	n	n %	Avg. Prsn Msr	SE	OUT.MSQ	PTME
6	1	1MD230	*	-1	1823	96	1.51	0.03	0.00	-0.04
6	1	1MD230	A	1	64	90	1.95	0.15	0.98	0.30
6	1	1MD230	B	0	4	6	0.40	0.52	0.59	-0.29
6	1	1MD230	C	0	3	4	1.26	0.44	1.09	-0.10
6	1	1MD230	D	0	0	0	0.00	0.00	0.00	0.00
6	2	1MD129	*	-1	1823	96	1.51	0.03	0.00	-0.06
6	2	1MD129	A	1	58	82	2.19	0.17	1.00	0.39
6	2	1MD129	B	0	10	14	0.97	0.34	1.08	-0.28
6	2	1MD129	C	0	3	4	0.25	0.20	0.34	-0.26
6	2	1MD129	D	0	0	0	0.00	0.00	0.00	0.00
6	3	1MD120	*	-1	1821	96	1.53	0.03	0.00	0.03
6	3	1MD120	A	1	37	51	1.89	0.17	0.96	0.50
6	3	1MD120	B	0	7	10	0.19	0.38	0.45	-0.30
6	3	1MD120	C	0	29	40	0.82	0.20	1.25	-0.33
6	3	1MD120	D	0	0	0	0.00	0.00	0.00	0.00
6	4	10408	*	-1	1870	99	1.52	0.03	0.00	-0.02
6	4	10408	A	1	23	96	1.80	0.35	1.12	0.14
6	4	10408	B	0	0	0	0.00	0.00	0.00	0.00
6	4	10408	C	0	0	0	0.00	0.00	0.00	0.00
6	4	10408	D	0	1	4	0.68	0.00	1.12	-0.14
6	5	1G140	*	-1	1823	96	1.51	0.03	0.00	-0.04
6	5	1G140	A	1	67	94	1.94	0.14	0.92	0.35
6	5	1G140	B	0	1	1	-0.69	0.00	0.14	-0.25
6	5	1G140	C	0	3	4	0.38	0.30	0.45	-0.26
6	5	1G140	D	0	0	0	0.00	0.00	0.00	0.00
6	6	30583	*	-1	1875	99	1.53	0.03	0.00	0.01
6	6	30583	A	1	16	84	1.58	0.40	0.98	0.38
6	6	30583	B	0	1	5	0.00	0.00	0.51	-0.20
6	6	30583	C	0	0	0	0.00	0.00	0.00	0.00
6	6	30583	D	0	2	11	-0.04	0.07	0.49	-0.31

Form	Item Number	ItemID	Response	Score	n	n %	Avg. Prsn Msr	SE	OUT.MSQ	PTME
6	7	31018	*	-1	1877	99	1.53	0.03	0.00	0.06
6	7	31018	A	1	12	71	1.01	0.37	1.07	0.39
6	7	31018	B	0	4	24	-0.31	0.41	0.65	-0.46
6	7	31018	C	0	0	0	0.00	0.00	0.00	0.00
6	7	31018	D	0	1	6	1.07	0.00	1.93	0.07
6	8	30114	*	-1	1728	91	1.52	0.03	0.00	-0.02
6	8	30114	A	1	128	77	1.80	0.10	1.00	0.31
6	8	30114	B	0	8	5	0.00	0.43	0.48	-0.30
6	8	30114	C	0	28	17	1.27	0.22	2.10	-0.12
6	8	30114	D	0	2	1	-0.37	0.29	0.20	-0.18
6	9	10426	*	-1	1872	99	1.53	0.03	0.00	0.02
6	9	10426	A	1	13	59	2.09	0.37	0.78	0.58
6	9	10426	B	0	5	23	0.83	0.49	1.11	-0.15
6	9	10426	C	0	2	9	0.52	0.01	0.52	-0.15
6	9	10426	D	0	2	9	-2.00	1.21	0.08	-0.63
6	10	1G343	*	-1	1799	95	1.51	0.03	0.00	-0.06
6	10	1G343	A	1	45	47	2.37	0.18	1.17	0.45
6	10	1G343	B	0	6	6	1.20	0.28	0.63	-0.16
6	10	1G343	C	0	44	46	1.43	0.11	0.84	-0.37
6	10	1G343	D	0	0	0	0.00	0.00	0.00	0.00
6	11	10060	*	-1	1717	91	1.51	0.03	0.00	-0.02
6	11	10060	A	1	148	84	1.91	0.09	0.89	0.50
6	11	10060	B	0	13	7	0.38	0.29	0.79	-0.28
6	11	10060	C	0	13	7	0.10	0.24	0.45	-0.34
6	11	10060	D	0	3	2	-0.11	0.99	0.54	-0.18
6	12	10064	*	-1	1872	99	1.53	0.03	0.00	0.02
6	12	10064	A	1	16	73	1.81	0.38	0.71	0.56
6	12	10064	B	0	2	9	0.33	0.62	0.83	-0.18
6	12	10064	C	0	1	5	-0.58	0.00	0.28	-0.25
6	12	10064	D	0	3	14	-0.44	0.65	0.45	-0.42

Form	Item Number	ItemID	Response	Score	n	n %	Avg. Prsn Msr	SE	OUT.MSQ	PTME
6	13	1OA215	*	-1	1824	96	1.53	0.03	0.00	0.01
6	13	1OA215	A	1	51	73	1.88	0.16	0.82	0.55
6	13	1OA215	B	0	13	19	0.31	0.28	0.69	-0.43
6	13	1OA215	C	0	6	9	0.34	0.25	0.53	-0.27
6	13	1OA215	D	0	0	0	0.00	0.00	0.00	0.00
6	14	10175	*	-1	1871	99	1.53	0.03	0.00	0.02
6	14	10175	A	1	14	61	1.56	0.29	1.12	0.29
6	14	10175	B	0	3	13	0.91	0.89	1.27	-0.14
6	14	10175	C	0	5	22	1.26	0.37	1.29	-0.02
6	14	10175	D	0	1	4	-0.79	0.00	0.13	-0.40
6	15	10102	*	-1	1870	99	1.52	0.03	0.00	-0.05
6	15	10102	A	1	17	71	2.62	0.35	1.14	0.44
6	15	10102	B	0	5	21	1.90	0.34	1.60	-0.09
6	15	10102	C	0	1	4	-0.95	0.00	0.07	-0.42
6	15	10102	D	0	1	4	-0.85	0.00	0.08	-0.40
6	16	1OA214	*	-1	1824	96	1.50	0.03	0.00	-0.09
6	16	1OA214	A	1	47	67	2.59	0.16	1.00	0.53
6	16	1OA214	B	0	17	24	1.22	0.14	0.56	-0.48
6	16	1OA214	C	0	6	9	1.63	0.17	0.76	-0.15
6	16	1OA214	D	0	0	0	0.00	0.00	0.00	0.00
6	17	10187	*	-1	1871	99	1.52	0.03	0.00	-0.02
6	17	10187	A	1	12	52	2.35	0.51	2.35	0.37
6	17	10187	B	0	5	22	1.88	0.45	2.08	0.04
6	17	10187	C	0	4	17	0.77	0.88	1.47	-0.28
6	17	10187	D	0	2	9	-0.03	0.76	0.26	-0.34
6	18	1MD320	*	-1	1824	96	1.53	0.03	0.00	0.01
6	18	1MD320	A	1	59	84	1.71	0.15	0.86	0.46
6	18	1MD320	B	0	7	10	0.33	0.36	0.78	-0.30
6	18	1MD320	C	0	4	6	-0.31	0.50	0.40	-0.34
6	18	1MD320	D	0	0	0	0.00	0.00	0.00	0.00

Form	Item Number	ItemID	Response	Score	n	n %	Avg. Prsn Msr	SE	OUT.MSQ	PTME
6	19	10311	*	-1	1871	99	1.52	0.03	0.00	-0.03
6	19	10311	A	1	21	91	1.84	0.46	1.19	-0.02
6	19	10311	B	0	1	4	0.41	0.00	0.96	-0.15
6	19	10311	C	0	1	4	3.50	0.00	21.08	0.17
6	19	10311	D	0	0	0	0.00	0.00	0.00	0.00
6	20	10307	*	-1	1871	99	1.53	0.03	0.00	0.06
6	20	10307	A	1	19	83	1.11	0.28	0.73	0.58
6	20	10307	B	0	1	4	0.37	0.00	1.19	-0.05
6	20	10307	C	0	1	4	-1.26	0.00	0.23	-0.30
6	20	10307	D	0	2	9	-1.71	0.79	0.20	-0.53
6	21	10109	*	-1	1872	99	1.52	0.03	0.00	-0.01
6	21	10109	A	1	19	86	1.83	0.34	1.20	0.22
6	21	10109	B	0	1	5	1.31	0.00	1.26	-0.06
6	21	10109	C	0	1	5	0.07	0.00	0.36	-0.26
6	21	10109	D	0	1	5	1.47	0.00	1.47	-0.04
6	22	10088	*	-1	1870	99	1.53	0.03	0.00	0.03
6	22	10088	A	1	18	75	1.44	0.36	1.09	0.33
6	22	10088	B	0	0	0	0.00	0.00	0.00	0.00
6	22	10088	C	0	3	13	1.07	1.11	5.16	-0.02
6	22	10088	D	0	3	13	-0.55	0.26	0.36	-0.41
6	23	10113	*	-1	1870	99	1.53	0.03	0.00	0.02
6	23	10113	A	1	16	67	1.87	0.37	0.86	0.58
6	23	10113	B	0	3	13	-0.30	0.33	0.40	-0.38
6	23	10113	C	0	1	4	-0.54	0.00	0.28	-0.24
6	23	10113	D	0	4	17	0.34	0.44	0.96	-0.27
6	24	1NBT324	*	-1	1821	96	1.53	0.03	0.00	0.03
6	24	1NBT324	A	1	43	59	1.84	0.16	0.95	0.54
6	24	1NBT324	B	0	12	16	0.56	0.13	0.59	-0.28
6	24	1NBT324	C	0	18	25	0.52	0.28	0.87	-0.37
6	24	1NBT324	D	0	0	0	0.00	0.00	0.00	0.00

Form	Item Number	ItemID	Response	Score	n	n %	Avg. Prsn Msr	SE	OUT.MSQ	PTME
6	25	10140	*	-1	1870	99	1.53	0.03	0.00	0.05
6	25	10140	A	1	11	46	2.27	0.37	0.54	0.63
6	25	10140	B	0	8	33	0.32	0.31	0.69	-0.24
6	25	10140	C	0	3	13	-0.21	0.40	0.32	-0.23
6	25	10140	D	0	2	8	-1.87	3.36	1.48	-0.45

Form	Item Number	ItemID	Response	Score	n	n %	Avg. Prsn Msr	SE	OUT.MSQ	PTME
7	1	1MD12	*	-1	1823	96	1.53	0.03	0.00	0.01
7	1	1MD12	A	1	61	86	1.69	0.15	0.89	0.48
7	1	1MD12	B	0	4	6	-0.44	0.50	0.38	-0.36
7	1	1MD12	C	0	6	8	0.23	0.14	0.51	-0.29
7	1	1MD12	D	0	0	0	0.00	0.00	0.00	0.00
7	2	1MD222	*	-1	1821	96	1.52	0.03	0.00	-0.01
7	2	1MD222	A	1	58	79	1.82	0.14	1.14	0.40
7	2	1MD222	B	0	8	11	0.79	0.34	0.98	-0.25
7	2	1MD222	C	0	7	10	0.64	0.35	0.78	-0.28
7	2	1MD222	D	0	0	0	0.00	0.00	0.00	0.00
7	3	1MD127	*	-1	1746	92	1.50	0.03	0.00	-0.06
7	3	1MD127	A	1	82	55	2.10	0.14	1.39	0.26
7	3	1MD127	B	0	22	15	0.76	0.24	0.87	-0.33
7	3	1MD127	C	0	44	30	1.74	0.18	2.03	-0.03
7	3	1MD127	D	0	0	0	0.00	0.00	0.00	0.00
7	4	30106	*	-1	1871	99	1.53	0.03	0.00	0.02
7	4	30106	A	1	21	91	1.67	0.31	0.40	0.69
7	4	30106	B	0	0	0	0.00	0.00	0.00	0.00
7	4	30106	C	0	0	0	0.00	0.00	0.00	0.00
7	4	30106	D	0	2	9	-2.85	0.36	0.07	-0.69
7	5	30518	*	-1	1862	98	1.54	0.03	0.00	0.07
7	5	30518	A	1	28	88	0.96	0.26	0.97	0.30
7	5	30518	B	0	1	3	1.07	0.00	2.30	0.03
7	5	30518	C	0	1	3	-1.38	0.00	0.20	-0.28
7	5	30518	D	0	2	6	-0.48	0.19	0.50	-0.24
7	6	30709	*	-1	1876	99	1.53	0.03	0.00	0.02
7	6	30709	A	1	15	83	1.53	0.44	1.04	0.31
7	6	30709	B	0	2	11	0.27	1.09	1.24	-0.22
7	6	30709	C	0	0	0	0.00	0.00	0.00	0.00
7	6	30709	D	0	1	6	0.01	0.00	0.58	-0.19

Form	Item Number	ItemID	Response	Score	n	n %	Avg. Prsn Msr	SE	OUT.MSQ	PTME
7	7	1G214	*	-1	1808	95	1.53	0.03	0.00	0.01
7	7	1G214	A	1	71	83	1.47	0.15	1.31	0.00
7	7	1G214	B	0	14	16	1.61	0.20	2.19	0.05
7	7	1G214	C	0	1	1	-0.48	0.00	0.21	-0.18
7	7	1G214	D	0	0	0	0.00	0.00	0.00	0.00
7	8	31014	*	-1	1870	99	1.53	0.03	0.00	0.05
7	8	31014	A	1	16	67	1.40	0.29	0.88	0.50
7	8	31014	B	0	3	13	0.11	0.25	0.57	-0.26
7	8	31014	C	0	4	17	0.11	0.76	1.06	-0.31
7	8	31014	D	0	1	4	-0.18	0.00	0.40	-0.19
7	9	30561	*	-1	1871	99	1.53	0.03	0.00	0.03
7	9	30561	A	1	13	57	1.83	0.29	0.68	0.71
7	9	30561	B	0	6	26	0.08	0.25	0.47	-0.51
7	9	30561	C	0	4	17	0.21	0.21	0.50	-0.34
7	9	30561	D	0	0	0	0.00	0.00	0.00	0.00
7	10	1G311	*	-1	1823	96	1.51	0.03	0.00	-0.04
7	10	1G311	A	1	34	48	2.32	0.22	1.34	0.39
7	10	1G311	B	0	33	46	1.47	0.17	1.13	-0.29
7	10	1G311	C	0	4	6	0.71	0.38	0.42	-0.23
7	10	1G311	D	0	0	0	0.00	0.00	0.00	0.00
7	11	10071	*	-1	1872	99	1.53	0.03	0.00	0.01
7	11	10071	A	1	17	77	1.73	0.43	1.18	0.38
7	11	10071	B	0	1	5	-0.20	0.00	0.41	-0.21
7	11	10071	C	0	4	18	0.36	0.40	0.87	-0.30
7	11	10071	D	0	0	0	0.00	0.00	0.00	0.00
7	12	10A216	*	-1	1821	96	1.53	0.03	0.00	0.03
7	12	10A216	A	1	56	77	1.55	0.15	1.01	0.38
7	12	10A216	B	0	14	19	0.69	0.27	1.10	-0.25
7	12	10A216	C	0	3	4	-0.55	0.80	0.40	-0.32
7	12	10A216	D	0	0	0	0.00	0.00	0.00	0.00

Form	Item Number	ItemID	Response	Score	n	n %	Avg. Prsn Msr	SE	OUT.MSQ	PTME
7	13	10066	*	-1	1870	99	1.53	0.03	0.00	0.06
7	13	10066	A	1	15	63	1.56	0.38	1.16	0.51
7	13	10066	B	0	6	25	0.45	0.44	1.10	-0.10
7	13	10066	C	0	0	0	0.00	0.00	0.00	0.00
7	13	10066	D	0	3	13	-2.36	1.57	0.32	-0.62
7	14	10A416	*	-1	1824	96	1.52	0.03	0.00	-0.04
7	14	10A416	A	1	49	70	1.92	0.13	1.09	0.23
7	14	10A416	B	0	5	7	1.28	0.33	0.91	-0.16
7	14	10A416	C	0	16	23	1.53	0.18	1.20	-0.15
7	14	10A416	D	0	0	0	0.00	0.00	0.00	0.00
7	15	10167	*	-1	1870	99	1.53	0.03	0.00	0.05
7	15	10167	A	1	12	50	1.97	0.46	1.69	0.64
7	15	10167	B	0	7	29	-0.31	0.36	0.44	-0.49
7	15	10167	C	0	4	17	-0.24	0.23	0.37	-0.32
7	15	10167	D	0	1	4	1.91	0.00	2.92	0.12
7	16	10137	*	-1	1871	99	1.53	0.03	0.00	0.01
7	16	10137	A	1	12	52	2.19	0.41	0.87	0.54
7	16	10137	B	0	3	13	0.62	0.80	1.05	-0.20
7	16	10137	C	0	6	26	0.24	0.54	0.70	-0.46
7	16	10137	D	0	2	9	1.39	0.31	1.22	0.00
7	17	10173	*	-1	1707	90	1.51	0.03	0.00	-0.03
7	17	10173	A	1	93	50	2.20	0.14	1.06	0.42
7	17	10173	B	0	48	26	1.32	0.14	1.23	-0.16
7	17	10173	C	0	42	22	0.89	0.15	0.79	-0.32
7	17	10173	D	0	4	2	1.14	0.32	0.77	-0.06
7	18	1MD329	*	-1	1823	96	1.52	0.03	0.00	-0.03
7	18	1MD329	A	1	66	93	1.84	0.11	0.95	0.30
7	18	1MD329	B	0	2	3	0.94	0.25	0.60	-0.16
7	18	1MD329	C	0	3	4	0.69	0.38	0.52	-0.25
7	18	1MD329	D	0	0	0	0.00	0.00	0.00	0.00

Form	Item Number	ItemID	Response	Score	n	n %	Avg. Prsn Msr	SE	OUT.MSQ	PTME
7	19	10312	*	-1	1871	99	1.53	0.03	0.00	0.04
7	19	10312	A	1	20	87	1.56	0.28	0.52	0.72
7	19	10312	B	0	1	4	-2.04	0.00	0.11	-0.39
7	19	10312	C	0	1	4	-1.00	0.00	0.31	-0.26
7	19	10312	D	0	1	4	-3.21	0.00	0.03	-0.54
7	20	10295	*	-1	1871	99	1.53	0.03	0.00	0.01
7	20	10295	A	1	21	91	1.50	0.23	1.04	0.29
7	20	10295	B	0	2	9	0.44	0.10	0.58	-0.29
7	20	10295	C	0	0	0	0.00	0.00	0.00	0.00
7	20	10295	D	0	0	0	0.00	0.00	0.00	0.00
7	21	10273	*	-1	1703	90	1.48	0.03	0.00	-0.10
7	21	10273	A	1	172	90	2.10	0.08	0.95	0.37
7	21	10273	B	0	9	5	0.63	0.26	0.57	-0.26
7	21	10273	C	0	10	5	0.71	0.20	0.54	-0.25
7	21	10273	D	0	0	0	0.00	0.00	0.00	0.00
7	22	10164	*	-1	1871	99	1.53	0.03	0.00	0.04
7	22	10164	A	1	17	74	1.56	0.34	0.66	0.56
7	22	10164	B	0	0	0	0.00	0.00	0.00	0.00
7	22	10164	C	0	2	9	-1.32	0.06	0.16	-0.44
7	22	10164	D	0	4	17	-0.15	0.86	1.27	-0.32
7	23	10039	*	-1	1254	66	1.65	0.04	0.00	0.13
7	23	10039	A	1	430	67	1.91	0.07	0.97	0.56
7	23	10039	B	0	72	11	0.12	0.12	0.76	-0.26
7	23	10039	C	0	45	7	0.14	0.14	0.78	-0.20
7	23	10039	D	0	93	15	-0.15	0.13	0.62	-0.37
7	24	1NBT34	*	-1	1821	96	1.53	0.03	0.00	0.03
7	24	1NBT34	A	1	43	59	1.68	0.16	1.04	0.38
7	24	1NBT34	B	0	17	23	1.18	0.26	1.62	-0.06
7	24	1NBT34	C	0	13	18	0.20	0.30	0.58	-0.43
7	24	1NBT34	D	0	0	0	0.00	0.00	0.00	0.00

Form	Item Number	ItemID	Response	Score	n	n %	Avg. Prsn Msr	SE	OUT.MSQ	PTME
7	25	10020	*	-1	1870	99	1.52	0.03	0.00	-0.01
7	25	10020	A	1	13	54	2.36	0.39	0.84	0.59
7	25	10020	B	0	4	17	0.55	0.45	0.58	-0.33
7	25	10020	C	0	2	8	0.58	0.39	0.49	-0.21
7	25	10020	D	0	5	21	0.82	0.51	1.12	-0.28

Form	Item Number	ItemID	Response	Score	n	n %	Avg. Prsn Msr	SE	OUT.MSQ	PTME
8	1	1MD19	*	-1	1821	96	1.52	0.03	0.00	-0.01
8	1	1MD19	A	1	64	88	1.75	0.13	0.91	0.38
8	1	1MD19	B	0	7	10	0.35	0.45	0.71	-0.36
8	1	1MD19	C	0	2	3	0.89	0.85	1.04	-0.11
8	1	1MD19	D	0	0	0	0.00	0.00	0.00	0.00
8	2	1MD26	*	-1	1821	96	1.53	0.03	0.00	0.03
8	2	1MD26	A	1	55	75	1.64	0.14	0.86	0.49
8	2	1MD26	B	0	12	16	0.27	0.34	0.76	-0.38
8	2	1MD26	C	0	6	8	0.28	0.34	0.61	-0.26
8	2	1MD26	D	0	0	0	0.00	0.00	0.00	0.00
8	3	1MD123	*	-1	1821	96	1.52	0.03	0.00	-0.01
8	3	1MD123	A	1	24	33	2.13	0.26	2.36	0.33
8	3	1MD123	B	0	36	49	1.44	0.17	1.24	-0.14
8	3	1MD123	C	0	13	18	1.05	0.23	0.66	-0.23
8	3	1MD123	D	0	0	0	0.00	0.00	0.00	0.00
8	4	31186	*	-1	1876	99	1.53	0.03	0.00	0.04
8	4	31186	A	1	16	89	1.31	0.43	1.21	0.38
8	4	31186	B	0	0	0	0.00	0.00	0.00	0.00
8	4	31186	C	0	1	6	2.54	0.00	10.26	0.17
8	4	31186	D	0	1	6	-5.24	0.00	0.00	-0.69
8	5	30889	*	-1	1877	99	1.53	0.03	0.00	0.04
8	5	30889	A	1	15	88	0.97	0.32	1.24	0.14
8	5	30889	B	0	2	12	0.47	0.05	1.00	-0.14
8	5	30889	C	0	0	0	0.00	0.00	0.00	0.00
8	5	30889	D	0	0	0	0.00	0.00	0.00	0.00
8	6	30269	*	-1	1867	99	1.52	0.03	0.00	0.00
8	6	30269	A	1	23	85	1.78	0.35	1.39	0.35
8	6	30269	B	0	1	4	1.24	0.00	1.80	-0.03
8	6	30269	C	0	1	4	1.23	0.00	1.77	-0.04
8	6	30269	D	0	2	7	-0.98	0.79	0.26	-0.42

Form	Item Number	ItemID	Response	Score	n	n %	Avg. Prsn Msr	SE	OUT.MSQ	PTME
8	7	1G134	*	-1	1815	96	1.51	0.03	0.00	-0.05
8	7	1G134	A	1	69	87	2.04	0.14	1.02	0.37
8	7	1G134	B	0	3	4	-0.25	0.14	0.19	-0.35
8	7	1G134	C	0	7	9	1.15	0.22	0.88	-0.19
8	7	1G134	D	0	0	0	0.00	0.00	0.00	0.00
8	8	30745	*	-1	1880	99	1.52	0.03	0.00	-0.01
8	8	30745	A	1	11	79	1.99	0.32	0.91	0.40
8	8	30745	B	0	0	0	0.00	0.00	0.00	0.00
8	8	30745	C	0	1	7	2.63	0.00	3.51	0.20
8	8	30745	D	0	2	14	-0.13	0.91	0.32	-0.61
8	9	1G319	*	-1	1818	96	1.52	0.03	0.00	-0.03
8	9	1G319	A	1	53	70	2.01	0.15	0.98	0.36
8	9	1G319	B	0	5	7	0.74	0.30	0.54	-0.25
8	9	1G319	C	0	18	24	1.26	0.19	1.02	-0.25
8	9	1G319	D	0	0	0	0.00	0.00	0.00	0.00
8	10	1G321	*	-1	1819	96	1.51	0.03	0.00	-0.06
8	10	1G321	A	1	38	51	2.56	0.19	0.84	0.57
8	10	1G321	B	0	24	32	1.35	0.11	0.72	-0.34
8	10	1G321	C	0	13	17	1.12	0.26	0.70	-0.32
8	10	1G321	D	0	0	0	0.00	0.00	0.00	0.00
8	11	10124	*	-1	1872	99	1.53	0.03	0.00	0.00
8	11	10124	A	1	18	82	1.79	0.28	0.96	0.48
8	11	10124	B	0	2	9	0.65	0.27	0.66	-0.22
8	11	10124	C	0	2	9	-0.11	0.47	0.33	-0.42
8	11	10124	D	0	0	0	0.00	0.00	0.00	0.00
8	12	10A213	*	-1	1733	91	1.51	0.03	0.00	-0.03
8	12	10A213	A	1	132	82	1.87	0.10	1.07	0.34
8	12	10A213	B	0	20	12	0.96	0.21	1.15	-0.23
8	12	10A213	C	0	9	6	0.48	0.19	0.51	-0.25
8	12	10A213	D	0	0	0	0.00	0.00	0.00	0.00

Form	Item Number	ItemID	Response	Score	n	n %	Avg. Prsn Msr	SE	OUT.MSQ	PTME
8	13	10092	*	-1	1871	99	1.53	0.03	0.00	0.02
8	13	10092	A	1	16	70	1.52	0.34	1.08	0.25
8	13	10092	B	0	2	9	0.08	0.43	0.45	-0.30
8	13	10092	C	0	3	13	0.85	0.90	1.69	-0.14
8	13	10092	D	0	2	9	1.52	0.64	2.12	0.05
8	14	1NBT538	*	-1	1808	95	1.53	0.03	0.00	0.01
8	14	1NBT538	A	1	54	63	1.81	0.17	1.29	0.38
8	14	1NBT538	B	0	15	17	0.75	0.21	0.79	-0.28
8	14	1NBT538	C	0	17	20	1.01	0.19	1.03	-0.19
8	14	1NBT538	D	0	0	0	0.00	0.00	0.00	0.00
8	15	1NBT530	*	-1	1806	95	1.51	0.03	0.00	-0.06
8	15	1NBT530	A	1	61	69	2.17	0.14	1.00	0.37
8	15	1NBT530	B	0	8	9	1.35	0.32	1.02	-0.16
8	15	1NBT530	C	0	19	22	1.29	0.21	1.00	-0.30
8	15	1NBT530	D	0	0	0	0.00	0.00	0.00	0.00
8	16	10168	*	-1	1870	99	1.53	0.03	0.00	0.01
8	16	10168	A	1	12	50	2.18	0.59	1.31	0.46
8	16	10168	B	0	7	29	0.66	0.22	0.90	-0.29
8	16	10168	C	0	3	13	1.14	0.47	1.51	-0.06
8	16	10168	D	0	2	8	-0.11	0.93	0.52	-0.27
8	17	10070	*	-1	1870	99	1.53	0.03	0.00	0.00
8	17	10070	A	1	12	50	2.96	0.58	1.79	0.59
8	17	10070	B	0	1	4	-0.35	0.00	0.15	-0.16
8	17	10070	C	0	9	38	0.97	0.35	0.91	-0.17
8	17	10070	D	0	2	8	-3.86	1.37	0.02	-0.66
8	18	1MD326	*	-1	1820	96	1.51	0.03	0.00	-0.06
8	18	1MD326	A	1	68	92	2.02	0.13	0.90	0.34
8	18	1MD326	B	0	4	5	1.10	0.38	0.89	-0.17
8	18	1MD326	C	0	2	3	-0.39	0.08	0.16	-0.34
8	18	1MD326	D	0	0	0	0.00	0.00	0.00	0.00

Form	Item Number	ItemID	Response	Score	n	n %	Avg. Prsn Msr	SE	OUT.MSQ	PTME
8	19	10001	*	-1	1871	99	1.53	0.03	0.00	0.04
8	19	10001	A	1	21	91	1.19	0.23	1.04	0.35
8	19	10001	B	0	0	0	0.00	0.00	0.00	0.00
8	19	10001	C	0	1	4	0.03	0.00	0.55	-0.21
8	19	10001	D	0	1	4	-0.27	0.00	0.41	-0.27
8	20	10373	*	-1	1870	99	1.53	0.03	0.00	0.05
8	20	10373	A	1	20	83	1.45	0.28	0.55	0.69
8	20	10373	B	0	0	0	0.00	0.00	0.00	0.00
8	20	10373	C	0	0	0	0.00	0.00	0.00	0.00
8	20	10373	D	0	4	17	-1.57	0.57	0.25	-0.69
8	21	10380	*	-1	1871	99	1.53	0.03	0.00	0.00
8	21	10380	A	1	19	83	1.62	0.37	1.45	0.20
8	21	10380	B	0	0	0	0.00	0.00	0.00	0.00
8	21	10380	C	0	1	4	-0.40	0.00	0.29	-0.27
8	21	10380	D	0	3	13	1.22	0.03	1.49	-0.07
8	22	30760	*	-1	1874	99	1.53	0.03	0.00	0.03
8	22	30760	A	1	15	75	1.50	0.38	1.28	0.50
8	22	30760	B	0	0	0	0.00	0.00	0.00	0.00
8	22	30760	C	0	3	15	0.19	0.26	0.70	-0.25
8	22	30760	D	0	2	10	-0.78	0.13	0.25	-0.42
8	23	10329	*	-1	1870	99	1.53	0.03	0.00	0.04
8	23	10329	A	1	16	67	1.63	0.19	0.61	0.67
8	23	10329	B	0	2	8	-0.37	0.31	0.31	-0.30
8	23	10329	C	0	4	17	0.60	0.53	1.26	-0.13
8	23	10329	D	0	2	8	-2.07	1.13	0.09	-0.68
8	24	1NBT327	*	-1	1821	96	1.52	0.03	0.00	-0.01
8	24	1NBT327	A	1	47	64	1.92	0.15	1.01	0.39
8	24	1NBT327	B	0	10	14	0.48	0.27	0.47	-0.40
8	24	1NBT327	C	0	16	22	1.35	0.29	1.62	-0.12
8	24	1NBT327	D	0	0	0	0.00	0.00	0.00	0.00

Form	Item Number	ItemID	Response	Score	n	n %	Avg. Prsn Msr	SE	OUT.MSQ	PTME
8	25	10393	*	-1	1871	99	1.53	0.03	0.00	0.03
8	25	10393	A	1	11	48	2.34	0.57	0.98	0.52
8	25	10393	B	0	5	22	-0.04	0.45	0.53	-0.29
8	25	10393	C	0	5	22	1.13	0.52	2.25	-0.01
8	25	10393	D	0	2	9	-2.28	2.94	0.75	-0.49

Form	Item Number	ItemID	Response	Score	n	n %	Avg. Prsn Msr	SE	OUT.MSQ	PTME
9	1	1MD220	*	-1	1822	96	1.51	0.03	0.00	-0.06
9	1	1MD220	A	1	65	90	2.09	0.13	0.95	0.40
9	1	1MD220	B	0	2	3	0.33	0.00	0.31	-0.25
9	1	1MD220	C	0	5	7	0.71	0.34	0.57	-0.31
9	1	1MD220	D	0	0	0	0.00	0.00	0.00	0.00
9	2	1MD25	*	-1	1823	96	1.53	0.03	0.00	0.01
9	2	1MD25	A	1	55	77	1.82	0.15	0.77	0.55
9	2	1MD25	B	0	7	10	0.62	0.41	1.09	-0.22
9	2	1MD25	C	0	9	13	-0.20	0.22	0.34	-0.50
9	2	1MD25	D	0	0	0	0.00	0.00	0.00	0.00
9	3	1MD218	*	-1	1824	96	1.50	0.03	0.00	-0.09
9	3	1MD218	A	1	39	56	2.51	0.18	1.17	0.33
9	3	1MD218	B	0	19	27	1.61	0.23	1.00	-0.30
9	3	1MD218	C	0	12	17	1.97	0.29	1.39	-0.08
9	3	1MD218	D	0	0	0	0.00	0.00	0.00	0.00
9	4	30261	*	-1	1872	99	1.53	0.03	0.00	0.05
9	4	30261	A	1	20	91	1.11	0.29	0.74	0.57
9	4	30261	B	0	0	0	0.00	0.00	0.00	0.00
9	4	30261	C	0	1	5	-1.07	0.00	0.35	-0.28
9	4	30261	D	0	1	5	-2.69	0.00	0.07	-0.51
9	5	10409	*	-1	1870	99	1.52	0.03	0.00	0.00
9	5	10409	A	1	22	92	1.74	0.34	0.80	0.44
9	5	10409	B	0	1	4	-0.96	0.00	0.22	-0.31
9	5	10409	C	0	0	0	0.00	0.00	0.00	0.00
9	5	10409	D	0	1	4	-0.85	0.00	0.24	-0.30
9	6	30589	*	-1	1867	99	1.53	0.03	0.00	0.04
9	6	30589	A	1	21	78	1.39	0.42	0.98	0.33
9	6	30589	B	0	1	4	0.55	0.00	1.40	-0.05
9	6	30589	C	0	2	7	0.35	0.20	1.18	-0.10
9	6	30589	D	0	3	11	-0.68	1.36	2.09	-0.32

Form	Item Number	ItemID	Response	Score	n	n %	Avg. Prsn Msr	SE	OUT.MSQ	PTME
9	7	10425	*	-1	1870	99	1.53	0.03	0.00	0.03
9	7	10425	A	1	18	75	1.66	0.40	0.80	0.48
9	7	10425	B	0	1	4	1.03	0.00	1.68	-0.02
9	7	10425	C	0	2	8	-0.41	1.17	0.70	-0.28
9	7	10425	D	0	3	13	-0.62	0.72	0.54	-0.39
9	8	30148	*	-1	1879	99	1.52	0.03	0.00	0.00
9	8	30148	A	1	11	73	1.94	0.48	1.14	0.37
9	8	30148	B	0	1	7	-1.26	0.00	0.10	-0.47
9	8	30148	C	0	2	13	1.96	0.47	2.72	0.09
9	8	30148	D	0	1	7	-0.26	0.00	0.27	-0.31
9	9	31163	*	-1	1554	82	1.45	0.04	0.00	-0.11
9	9	31163	A	1	238	70	2.11	0.08	1.17	0.32
9	9	31163	B	0	15	4	1.19	0.32	1.33	-0.12
9	9	31163	C	0	87	26	1.28	0.11	1.26	-0.28
9	9	31163	D	0	0	0	0.00	0.00	0.00	0.00
9	10	30459	*	-1	1869	99	1.53	0.03	0.00	0.01
9	10	30459	A	1	10	40	2.57	0.39	0.59	0.65
9	10	30459	B	0	2	8	1.94	0.43	1.83	0.11
9	10	30459	C	0	5	20	0.03	0.53	0.38	-0.43
9	10	30459	D	0	8	32	0.53	0.41	0.69	-0.37
9	11	10057	*	-1	1871	99	1.53	0.03	0.00	0.04
9	11	10057	A	1	17	74	1.47	0.29	0.69	0.61
9	11	10057	B	0	0	0	0.00	0.00	0.00	0.00
9	11	10057	C	0	4	17	-0.10	0.26	0.55	-0.37
9	11	10057	D	0	2	9	-0.97	0.80	0.28	-0.45
9	12	10103	*	-1	1701	90	1.54	0.03	0.00	0.04
9	12	10103	A	1	151	78	1.59	0.09	1.00	0.35
9	12	10103	B	0	20	10	0.39	0.17	0.71	-0.29
9	12	10103	C	0	22	11	0.82	0.23	1.40	-0.17
9	12	10103	D	0	0	0	0.00	0.00	0.00	0.00

Form	Item Number	ItemID	Response	Score	n	n %	Avg. Prsn Msr	SE	OUT.MSQ	PTME
9	13	10105	*	-1	1870	99	1.53	0.03	0.00	0.03
9	13	10105	A	1	16	67	2.00	0.37	0.85	0.60
9	13	10105	B	0	2	8	-0.33	0.93	0.43	-0.22
9	13	10105	C	0	3	13	0.27	0.38	0.61	-0.17
9	13	10105	D	0	3	13	-1.54	1.85	0.58	-0.51
9	14	1NBT525	*	-1	1824	96	1.52	0.03	0.00	-0.04
9	14	1NBT525	A	1	49	70	2.03	0.12	0.89	0.43
9	14	1NBT525	B	0	3	4	0.70	0.25	0.42	-0.26
9	14	1NBT525	C	0	18	26	1.28	0.18	1.07	-0.33
9	14	1NBT525	D	0	0	0	0.00	0.00	0.00	0.00
9	15	10135	*	-1	1705	90	1.52	0.03	0.00	-0.02
9	15	10135	A	1	119	63	2.09	0.11	0.88	0.49
9	15	10135	B	0	34	18	0.97	0.17	1.02	-0.22
9	15	10135	C	0	28	15	0.81	0.19	0.93	-0.25
9	15	10135	D	0	8	4	-0.44	0.28	0.22	-0.32
9	16	10054	*	-1	1870	99	1.53	0.03	0.00	0.01
9	16	10054	A	1	12	50	1.98	0.48	1.07	0.43
9	16	10054	B	0	3	13	0.73	0.41	0.84	-0.15
9	16	10054	C	0	2	8	0.15	0.50	0.46	-0.24
9	16	10054	D	0	7	29	0.84	0.54	1.95	-0.21
9	17	10093	*	-1	1869	99	1.53	0.03	0.00	0.04
9	17	10093	A	1	11	44	2.15	0.58	1.47	0.48
9	17	10093	B	0	3	12	1.11	0.99	2.21	0.01
9	17	10093	C	0	11	44	-0.10	0.58	0.67	-0.48
9	17	10093	D	0	0	0	0.00	0.00	0.00	0.00
9	18	1MD318	*	-1	1814	96	1.52	0.03	0.00	-0.02
9	18	1MD318	A	1	71	89	1.82	0.13	0.99	0.40
9	18	1MD318	B	0	7	9	0.47	0.31	0.69	-0.31
9	18	1MD318	C	0	2	3	-0.26	0.16	0.24	-0.26
9	18	1MD318	D	0	0	0	0.00	0.00	0.00	0.00

Form	Item Number	ItemID	Response	Score	n	n %	Avg. Prsn Msr	SE	OUT.MSQ	PTME
9	19	10334	*	-1	1870	99	1.53	0.03	0.00	0.01
9	19	10334	A	1	22	92	1.48	0.37	1.12	0.15
9	19	10334	B	0	0	0	0.00	0.00	0.00	0.00
9	19	10334	C	0	0	0	0.00	0.00	0.00	0.00
9	19	10334	D	0	2	8	0.60	0.31	1.15	-0.15
9	20	10220	*	-1	1873	99	1.54	0.03	0.00	0.07
9	20	10220	A	1	17	81	1.13	0.29	1.02	0.63
9	20	10220	B	0	3	14	-2.11	1.56	0.40	-0.62
9	20	10220	C	0	1	5	-0.56	0.00	0.38	-0.14
9	20	10220	D	0	0	0	0.00	0.00	0.00	0.00
9	21	10015	*	-1	1870	99	1.53	0.03	0.00	0.02
9	21	10015	A	1	19	79	1.58	0.36	0.88	0.41
9	21	10015	B	0	0	0	0.00	0.00	0.00	0.00
9	21	10015	C	0	1	4	-0.61	0.00	0.31	-0.24
9	21	10015	D	0	4	17	0.06	0.79	1.21	-0.32
9	22	10372	*	-1	1874	99	1.53	0.03	0.00	0.04
9	22	10372	A	1	14	70	1.52	0.56	1.84	0.43
9	22	10372	B	0	0	0	0.00	0.00	0.00	0.00
9	22	10372	C	0	3	15	-0.40	0.48	0.63	-0.27
9	22	10372	D	0	3	15	-0.46	1.43	1.53	-0.28
9	23	10318	*	-1	1871	99	1.52	0.03	0.00	-0.01
9	23	10318	A	1	17	74	2.26	0.35	0.82	0.59
9	23	10318	B	0	3	13	0.79	0.46	0.89	-0.23
9	23	10318	C	0	2	9	-0.76	0.01	0.15	-0.48
9	23	10318	D	0	1	4	0.06	0.00	0.34	-0.22
9	24	30757	*	-1	1878	99	1.53	0.03	0.00	0.04
9	24	30757	A	1	8	50	1.30	0.58	1.20	0.25
9	24	30757	B	0	5	31	0.59	0.62	1.56	-0.16
9	24	30757	C	0	2	13	0.51	1.42	1.77	-0.11
9	24	30757	D	0	1	6	0.61	0.00	0.89	-0.06

Form	Item Number	ItemID	Response	Score	n	n %	Avg. Prsn Msr	SE	OUT.MSQ	PTME
9	25	1NBT38	*	-1	1820	96	1.51	0.03	0.00	-0.06
9	25	1NBT38	A	1	46	62	2.23	0.18	1.08	0.37
9	25	1NBT38	B	0	19	26	1.17	0.18	0.76	-0.38
9	25	1NBT38	C	0	9	12	1.81	0.21	1.32	-0.03
9	25	1NBT38	D	0	0	0	0.00	0.00	0.00	0.00

Form	Item Number	ItemID	Response	Score	n	n %	Avg. Prsn Msr	SE	OUT.MSQ	PTME
10	1	1MD126	*	-1	1813	96	1.53	0.03	0.00	0.01
10	1	1MD126	A	1	70	86	1.55	0.13	1.05	0.21
10	1	1MD126	B	0	6	7	0.64	0.39	0.89	-0.21
10	1	1MD126	C	0	5	6	1.21	0.36	1.50	-0.06
10	1	1MD126	D	0	0	0	0.00	0.00	0.00	0.00
10	2	1MD27	*	-1	1822	96	1.51	0.03	0.00	-0.06
10	2	1MD27	A	1	61	85	2.14	0.13	0.94	0.43
10	2	1MD27	B	0	6	8	0.39	0.21	0.34	-0.43
10	2	1MD27	C	0	5	7	1.36	0.35	1.00	-0.15
10	2	1MD27	D	0	0	0	0.00	0.00	0.00	0.00
10	3	1MD132	*	-1	1799	95	1.51	0.03	0.00	-0.06
10	3	1MD132	A	1	36	38	2.49	0.18	0.93	0.46
10	3	1MD132	B	0	53	56	1.53	0.13	0.99	-0.34
10	3	1MD132	C	0	6	6	0.96	0.14	0.39	-0.22
10	3	1MD132	D	0	0	0	0.00	0.00	0.00	0.00
10	4	1G13	*	-1	1818	96	1.53	0.03	0.00	0.02
10	4	1G13	A	1	73	96	1.48	0.14	0.90	0.33
10	4	1G13	B	0	2	3	-0.43	1.04	0.49	-0.24
10	4	1G13	C	0	1	1	-1.06	0.00	0.17	-0.22
10	4	1G13	D	0	0	0	0.00	0.00	0.00	0.00
10	5	30595	*	-1	1868	99	1.53	0.03	0.00	0.02
10	5	30595	A	1	23	88	1.49	0.35	1.12	0.33
10	5	30595	B	0	0	0	0.00	0.00	0.00	0.00
10	5	30595	C	0	0	0	0.00	0.00	0.00	0.00
10	5	30595	D	0	3	12	-0.20	0.54	0.79	-0.33
10	6	30591	*	-1	1875	99	1.52	0.03	0.00	-0.01
10	6	30591	A	1	17	89	1.85	0.32	1.01	0.35
10	6	30591	B	0	2	11	0.36	0.01	0.46	-0.35
10	6	30591	C	0	0	0	0.00	0.00	0.00	0.00
10	6	30591	D	0	0	0	0.00	0.00	0.00	0.00

Form	Item Number	ItemID	Response	Score	n	n %	Avg. Prsn Msr	SE	OUT.MSQ	PTME
10	7	30520	*	-1	1873	99	1.53	0.03	0.00	0.06
10	7	30520	A	1	15	71	0.81	0.36	1.43	0.13
10	7	30520	B	0	1	5	-0.33	0.00	0.47	-0.19
10	7	30520	C	0	1	5	0.21	0.00	0.81	-0.09
10	7	30520	D	0	4	19	0.72	0.43	1.81	0.00
10	8	1G317	*	-1	1822	96	1.51	0.03	0.00	-0.06
10	8	1G317	A	1	59	82	2.13	0.14	1.03	0.37
10	8	1G317	B	0	2	3	1.36	1.49	1.83	-0.09
10	8	1G317	C	0	11	15	1.04	0.21	0.72	-0.35
10	8	1G317	D	0	0	0	0.00	0.00	0.00	0.00
10	9	1G221	*	-1	1749	92	1.54	0.03	0.00	0.03
10	9	1G221	A	1	91	63	1.72	0.12	1.05	0.37
10	9	1G221	B	0	21	14	0.52	0.26	0.91	-0.28
10	9	1G221	C	0	33	23	0.95	0.18	1.25	-0.19
10	9	1G221	D	0	0	0	0.00	0.00	0.00	0.00
10	10	10420	*	-1	1870	99	1.53	0.03	0.00	0.02
10	10	10420	A	1	9	38	2.68	0.67	1.33	0.59
10	10	10420	B	0	4	17	0.08	0.15	0.35	-0.28
10	10	10420	C	0	8	33	0.96	0.49	1.77	-0.11
10	10	10420	D	0	3	13	-0.73	0.55	0.19	-0.40
10	11	10A219	*	-1	1746	92	1.51	0.03	0.00	-0.05
10	11	10A219	A	1	125	84	1.99	0.10	0.91	0.47
10	11	10A219	B	0	16	11	0.21	0.19	0.45	-0.44
10	11	10A219	C	0	7	5	0.84	0.37	0.89	-0.17
10	11	10A219	D	0	0	0	0.00	0.00	0.00	0.00
10	12	10A425	*	-1	1726	91	1.53	0.03	0.00	0.01
10	12	10A425	A	1	134	80	1.73	0.09	0.89	0.43
10	12	10A425	B	0	24	14	0.48	0.20	0.79	-0.35
10	12	10A425	C	0	10	6	0.56	0.18	0.65	-0.20
10	12	10A425	D	0	0	0	0.00	0.00	0.00	0.00

Form	Item Number	ItemID	Response	Score	n	n %	Avg. Prsn Msr	SE	OUT.MSQ	PTME
10	13	1NBT514	*	-1	1814	96	1.52	0.03	0.00	-0.02
10	13	1NBT514	A	1	60	75	1.96	0.14	0.95	0.45
10	13	1NBT514	B	0	12	15	0.64	0.25	0.71	-0.36
10	13	1NBT514	C	0	8	10	0.83	0.39	0.89	-0.23
10	13	1NBT514	D	0	0	0	0.00	0.00	0.00	0.00
10	14	1NBT536	*	-1	1821	96	1.52	0.03	0.00	-0.01
10	14	1NBT536	A	1	48	66	2.05	0.14	0.83	0.56
10	14	1NBT536	B	0	12	16	0.67	0.23	0.62	-0.37
10	14	1NBT536	C	0	13	18	0.77	0.29	0.80	-0.34
10	14	1NBT536	D	0	0	0	0.00	0.00	0.00	0.00
10	15	1NBT511	*	-1	1824	96	1.51	0.03	0.00	-0.06
10	15	1NBT511	A	1	48	69	2.43	0.19	1.10	0.51
10	15	1NBT511	B	0	11	16	0.81	0.18	0.54	-0.36
10	15	1NBT511	C	0	11	16	1.03	0.27	0.80	-0.29
10	15	1NBT511	D	0	0	0	0.00	0.00	0.00	0.00
10	16	10166	*	-1	1705	90	1.49	0.03	0.00	-0.08
10	16	10166	A	1	116	61	2.31	0.10	0.97	0.45
10	16	10166	B	0	40	21	1.36	0.14	1.04	-0.22
10	16	10166	C	0	29	15	1.06	0.23	1.00	-0.29
10	16	10166	D	0	4	2	0.49	0.55	0.44	-0.17
10	17	1NBT516	*	-1	1824	96	1.50	0.03	0.00	-0.09
10	17	1NBT516	A	1	45	64	2.65	0.16	0.84	0.57
10	17	1NBT516	B	0	10	14	1.32	0.22	0.61	-0.31
10	17	1NBT516	C	0	15	21	1.30	0.20	0.66	-0.40
10	17	1NBT516	D	0	0	0	0.00	0.00	0.00	0.00
10	18	1MD328	*	-1	1813	96	1.53	0.03	0.00	0.01
10	18	1MD328	A	1	71	88	1.59	0.12	0.97	0.31
10	18	1MD328	B	0	6	7	0.80	0.41	1.20	-0.17
10	18	1MD328	C	0	4	5	0.24	0.40	0.55	-0.26
10	18	1MD328	D	0	0	0	0.00	0.00	0.00	0.00

Form	Item Number	ItemID	Response	Score	n	n %	Avg. Prsn Msr	SE	OUT.MSQ	PTME
10	19	10272	*	-1	1870	99	1.53	0.03	0.00	0.04
10	19	10272	A	1	21	88	1.42	0.31	0.66	0.60
10	19	10272	B	0	1	4	-0.73	0.00	0.42	-0.21
10	19	10272	C	0	0	0	0.00	0.00	0.00	0.00
10	19	10272	D	0	2	8	-2.28	1.49	0.20	-0.57
10	20	10262	*	-1	1872	99	1.53	0.03	0.00	0.03
10	20	10262	A	1	19	86	1.40	0.29	0.70	0.58
10	20	10262	B	0	1	5	-0.31	0.00	0.46	-0.21
10	20	10262	C	0	2	9	-1.30	0.74	0.22	-0.53
10	20	10262	D	0	0	0	0.00	0.00	0.00	0.00
10	21	10021	*	-1	1871	99	1.53	0.03	0.00	0.04
10	21	10021	A	1	18	78	1.39	0.37	1.00	0.40
10	21	10021	B	0	1	4	0.32	0.00	0.84	-0.11
10	21	10021	C	0	2	9	-0.13	0.52	0.60	-0.25
10	21	10021	D	0	2	9	-0.14	0.13	0.53	-0.25
10	22	10399	*	-1	1870	99	1.53	0.03	0.00	0.00
10	22	10399	A	1	19	79	2.06	0.37	0.67	0.59
10	22	10399	B	0	1	4	0.00	0.00	0.47	-0.16
10	22	10399	C	0	3	13	0.00	0.32	0.52	-0.29
10	22	10399	D	0	1	4	-3.76	0.00	0.01	-0.57
10	23	10107	*	-1	1870	99	1.52	0.03	0.00	-0.01
10	23	10107	A	1	17	71	2.36	0.35	0.67	0.68
10	23	10107	B	0	0	0	0.00	0.00	0.00	0.00
10	23	10107	C	0	5	21	-0.20	0.30	0.35	-0.56
10	23	10107	D	0	2	8	-0.04	0.22	0.35	-0.30
10	24	10291	*	-1	1870	99	1.53	0.03	0.00	0.05
10	24	10291	A	1	12	50	2.09	0.44	0.76	0.66
10	24	10291	B	0	4	17	-0.25	0.76	0.81	-0.29
10	24	10291	C	0	3	13	-0.07	0.96	1.08	-0.20
10	24	10291	D	0	5	21	-0.46	0.54	0.48	-0.39

Form	Item Number	ItemID	Response	Score	n	n %	Avg. Prsn Msr	SE	OUT.MSQ	PTME
10	25	10121	*	-1	1871	99	1.53	0.03	0.00	0.03
10	25	10121	A	1	11	48	2.14	0.49	1.61	0.61
10	25	10121	B	0	2	9	0.00	0.03	0.34	-0.22
10	25	10121	C	0	7	30	0.50	0.35	0.79	-0.26
10	25	10121	D	0	3	13	-0.41	0.75	0.37	-0.37

Form	Item Number	ItemID	Response	Score	n	n %	Avg. Prsn Msr	SE	OUT.MSQ	PTME
BMF	1	1MD226	*	-1	1739	92	1.51	0.03	0.00	-0.03
BMF	1	1MD226	A	1	137	88	1.73	0.09	1.02	0.23
BMF	1	1MD226	B	0	8	5	1.18	0.24	1.11	-0.10
BMF	1	1MD226	C	0	10	6	0.86	0.29	0.90	-0.20
BMF	1	1MD226	D	0	0	0	0.00	0.00	0.00	0.00
BMF	2	1MD117	*	-1	1799	95	1.51	0.03	0.00	-0.06
BMF	2	1MD117	A	1	80	84	2.05	0.11	0.86	0.41
BMF	2	1MD117	B	0	4	4	0.34	0.19	0.32	-0.29
BMF	2	1MD117	C	0	11	12	1.02	0.40	2.85	-0.28
BMF	2	1MD117	D	0	0	0	0.00	0.00	0.00	0.00
BMF	3	1MD231	*	-1	1814	96	1.52	0.03	0.00	-0.02
BMF	3	1MD231	A	1	39	49	2.24	0.18	0.96	0.48
BMF	3	1MD231	B	0	13	16	1.47	0.36	1.49	-0.07
BMF	3	1MD231	C	0	28	35	0.91	0.14	0.63	-0.46
BMF	3	1MD231	D	0	0	0	0.00	0.00	0.00	0.00
BMF	4	1G31	*	-1	1823	96	1.51	0.03	0.00	-0.06
BMF	4	1G31	A	1	69	97	1.99	0.16	0.95	0.26
BMF	4	1G31	B	0	1	1	-0.47	0.00	0.20	-0.21
BMF	4	1G31	C	0	1	1	0.20	0.00	0.38	-0.15
BMF	4	1G31	D	0	0	0	0.00	0.00	0.00	0.00
BMF	5	30110	*	-1	1874	99	1.53	0.03	0.00	0.03
BMF	5	30110	A	1	18	90	1.31	0.36	0.93	0.33
BMF	5	30110	B	0	1	5	-0.20	0.00	0.50	-0.21
BMF	5	30110	C	0	0	0	0.00	0.00	0.00	0.00
BMF	5	30110	D	0	1	5	-0.44	0.00	0.40	-0.24

Note. BMF = Benchmark Fall.

Form	Item Number	ItemID	Response	Score	n	n %	Avg. Prsn Msr	SE	OUT.MSQ	PTME
BMF	6	1G229	*	-1	1746	92	1.51	0.03	0.00	-0.05
BMF	6	1G229	A	1	133	90	1.92	0.10	0.89	0.42
BMF	6	1G229	B	0	11	7	0.00	0.29	0.45	-0.41
BMF	6	1G229	C	0	4	3	0.84	0.19	0.73	-0.12
BMF	6	1G229	D	0	0	0	0.00	0.00	0.00	0.00
BMF	7	1G122	*	-1	1809	96	1.53	0.03	0.00	0.01
BMF	7	1G122	A	1	72	85	1.53	0.13	1.07	0.15
BMF	7	1G122	B	0	8	9	0.81	0.42	1.48	-0.19
BMF	7	1G122	C	0	5	6	1.49	0.57	3.50	0.01
BMF	7	1G122	D	0	0	0	0.00	0.00	0.00	0.00
BMF	8	1G123	*	-1	1813	96	1.52	0.03	0.00	-0.03
BMF	8	1G123	A	1	65	80	1.81	0.12	1.10	0.20
BMF	8	1G123	B	0	3	4	0.85	0.16	0.49	-0.17
BMF	8	1G123	C	0	13	16	1.43	0.32	1.54	-0.13
BMF	8	1G123	D	0	0	0	0.00	0.00	0.00	0.00
BMF	9	1G133	*	-1	1821	96	1.52	0.03	0.00	-0.01
BMF	9	1G133	A	1	46	63	1.89	0.16	1.16	0.35
BMF	9	1G133	B	0	19	26	0.91	0.24	0.86	-0.36
BMF	9	1G133	C	0	8	11	1.51	0.32	1.62	-0.03
BMF	9	1G133	D	0	0	0	0.00	0.00	0.00	0.00
BMF	10	31208	*	-1	1878	99	1.53	0.03	0.00	0.04
BMF	10	31208	A	1	6	38	2.30	0.94	1.57	0.50
BMF	10	31208	B	0	5	31	1.06	0.44	1.68	0.04
BMF	10	31208	C	0	1	6	-1.55	0.00	0.10	-0.30
BMF	10	31208	D	0	4	25	-0.67	1.06	0.56	-0.43

Note. BMF = Benchmark Fall.

Form	Item Number	ItemID	Response	Score	n	n %	Avg. Prsn Msr	SE	OUT.MSQ	PTME
BMF	11	10076	*	-1	1869	99	1.53	0.03	0.00	0.01
BMF	11	10076	A	1	20	80	1.89	0.32	0.79	0.53
BMF	11	10076	B	0	3	12	0.46	0.90	1.56	-0.23
BMF	11	10076	C	0	0	0	0.00	0.00	0.00	0.00
BMF	11	10076	D	0	2	8	-1.31	0.39	0.13	-0.51
BMF	12	1NBT58	*	-1	1814	96	1.52	0.03	0.00	-0.02
BMF	12	1NBT58	A	1	65	81	1.95	0.13	0.82	0.52
BMF	12	1NBT58	B	0	8	10	0.37	0.23	0.48	-0.36
BMF	12	1NBT58	C	0	7	9	0.34	0.41	0.62	-0.34
BMF	12	1NBT58	D	0	0	0	0.00	0.00	0.00	0.00
BMF	13	1OA21	*	-1	1817	96	1.52	0.03	0.00	-0.02
BMF	13	1OA21	A	1	57	74	2.02	0.14	0.88	0.49
BMF	13	1OA21	B	0	16	21	0.72	0.31	1.03	-0.39
BMF	13	1OA21	C	0	4	5	0.28	0.30	0.38	-0.26
BMF	13	1OA21	D	0	0	0	0.00	0.00	0.00	0.00
BMF	14	1NBT611	*	-1	1821	96	1.53	0.03	0.00	0.03
BMF	14	1NBT611	A	1	45	62	1.77	0.15	0.85	0.49
BMF	14	1NBT611	B	0	7	10	0.72	0.23	0.76	-0.16
BMF	14	1NBT611	C	0	21	29	0.50	0.27	0.95	-0.43
BMF	14	1NBT611	D	0	0	0	0.00	0.00	0.00	0.00
BMF	15	1NBT532	*	-1	1824	96	1.53	0.03	0.00	0.01
BMF	15	1NBT532	A	1	41	59	1.98	0.20	1.28	0.49
BMF	15	1NBT532	B	0	26	37	0.77	0.14	0.78	-0.42
BMF	15	1NBT532	C	0	3	4	0.24	0.74	0.57	-0.20
BMF	15	1NBT532	D	0	0	0	0.00	0.00	0.00	0.00

Note. BMF = Benchmark Fall.

Form	Item Number	ItemID	Response	Score	n	n %	Avg. Prsn Msr	SE	OUT.MSQ	PTME
BMF	16	1NBT528	*	-1	1824	96	1.51	0.03	0.00	-0.04
BMF	16	1NBT528	A	1	43	61	2.18	0.17	1.05	0.40
BMF	16	1NBT528	B	0	16	23	1.16	0.24	0.94	-0.30
BMF	16	1NBT528	C	0	11	16	1.30	0.36	1.44	-0.19
BMF	16	1NBT528	D	0	0	0	0.00	0.00	0.00	0.00
BMF	17	10188	*	-1	1871	99	1.53	0.03	0.00	0.00
BMF	17	10188	A	1	11	48	2.67	0.54	1.12	0.63
BMF	17	10188	B	0	5	22	0.65	0.48	0.88	-0.24
BMF	17	10188	C	0	6	26	0.05	0.49	0.59	-0.47
BMF	17	10188	D	0	1	4	1.08	0.00	0.87	-0.05
BMF	18	1MD33	*	-1	1824	96	1.51	0.03	0.00	-0.06
BMF	18	1MD33	A	1	57	81	2.13	0.18	1.11	0.26
BMF	18	1MD33	B	0	4	6	1.33	0.21	0.99	-0.11
BMF	18	1MD33	C	0	9	13	1.13	0.50	2.24	-0.23
BMF	18	1MD33	D	0	0	0	0.00	0.00	0.00	0.00
BMF	19	10007	*	-1	1253	66	1.65	0.04	0.00	0.13
BMF	19	10007	A	1	570	89	1.48	0.06	0.96	0.35
BMF	19	10007	B	0	31	5	0.07	0.31	2.39	-0.17
BMF	19	10007	C	0	27	4	-0.10	0.12	0.68	-0.18
BMF	19	10007	D	0	13	2	-1.82	0.43	0.22	-0.28
BMF	20	10083	*	-1	1870	99	1.53	0.03	0.00	0.02
BMF	20	10083	A	1	21	88	1.41	0.36	1.10	0.21
BMF	20	10083	B	0	1	4	1.65	0.00	2.95	0.05
BMF	20	10083	C	0	2	8	-0.21	0.25	0.47	-0.29
BMF	20	10083	D	0	0	0	0.00	0.00	0.00	0.00

Note. BMF = Benchmark Fall.

Form	Item Number	ItemID	Response	Score	n	n %	Avg. Prsn Msr	SE	OUT.MSQ	PTME
BMF	21	10264	*	-1	1870	99	1.52	0.03	0.00	-0.01
BMF	21	10264	A	1	20	83	2.07	0.33	0.69	0.62
BMF	21	10264	B	0	1	4	-0.11	0.00	0.40	-0.21
BMF	21	10264	C	0	3	13	-0.93	0.01	0.18	-0.57
BMF	21	10264	D	0	0	0	0.00	0.00	0.00	0.00
BMF	22	10045	*	-1	1873	99	1.52	0.03	0.00	0.00
BMF	22	10045	A	1	17	81	2.08	0.40	1.01	0.52
BMF	22	10045	B	0	1	5	0.68	0.00	0.63	-0.09
BMF	22	10045	C	0	0	0	0.00	0.00	0.00	0.00
BMF	22	10045	D	0	3	14	-1.25	1.99	0.67	-0.53
BMF	23	10025	*	-1	1870	99	1.53	0.03	0.00	0.03
BMF	23	10025	A	1	16	67	1.37	0.39	1.76	0.20
BMF	23	10025	B	0	4	17	1.40	0.56	2.47	0.07
BMF	23	10025	C	0	4	17	0.12	0.52	0.73	-0.33
BMF	23	10025	D	0	0	0	0.00	0.00	0.00	0.00
BMF	24	10198	*	-1	1870	99	1.53	0.03	0.00	0.03
BMF	24	10198	A	1	13	54	2.11	0.45	0.75	0.59
BMF	24	10198	B	0	2	8	-1.68	0.81	0.10	-0.47
BMF	24	10198	C	0	5	21	0.64	0.51	1.36	-0.14
BMF	24	10198	D	0	4	17	-0.09	0.68	0.59	-0.30
BMF	25	10036	*	-1	1870	99	1.53	0.03	0.00	0.03
BMF	25	10036	A	1	11	46	2.34	0.40	0.70	0.68
BMF	25	10036	B	0	2	8	-0.23	1.88	0.85	-0.27
BMF	25	10036	C	0	5	21	0.24	0.33	0.52	-0.31
BMF	25	10036	D	0	6	25	0.33	0.41	0.68	-0.32

Note. BMF = Benchmark Fall.

Form	Item Number	ItemID	Response	Score	n	n %	Avg. Prsn Msr	SE	OUT.MSQ	PTME
BMF	26	2G335	*	-1	3908	98	1.51	0.02	0.00	-0.01
BMF	26	2G335	A	1	75	89	1.73	0.13	0.90	0.38
BMF	26	2G335	B	0	8	10	0.25	0.34	0.66	-0.37
BMF	26	2G335	C	0	1	1	0.86	0.00	0.76	-0.07
BMF	26	2G335	D	0	0	0	0.00	0.00	0.00	0.00
BMF	27	23158	*	-1	3947	99	1.51	0.02	0.00	-0.01
BMF	27	23158	A	1	37	82	2.06	0.25	0.77	0.52
BMF	27	23158	B	0	6	13	0.13	0.38	0.70	-0.36
BMF	27	23158	C	0	0	0	0.00	0.00	0.00	0.00
BMF	27	23158	D	0	2	4	-1.05	0.38	0.16	-0.35
BMF	28	22183	*	-1	1471	37	1.65	0.03	0.00	0.07
BMF	28	22183	A	1	1723	68	1.97	0.03	0.99	0.51
BMF	28	22183	B	0	174	7	0.17	0.08	0.81	-0.23
BMF	28	22183	C	0	208	8	0.49	0.08	0.99	-0.19
BMF	28	22183	D	0	416	17	0.26	0.06	0.83	-0.34
BMF	29	2NBT67	*	-1	3907	98	1.51	0.02	0.00	-0.01
BMF	29	2NBT67	A	1	56	66	1.99	0.15	0.95	0.47
BMF	29	2NBT67	B	0	10	12	0.73	0.23	0.63	-0.28
BMF	29	2NBT67	C	0	19	22	0.94	0.19	0.87	-0.32
BMF	29	2NBT67	D	0	0	0	0.00	0.00	0.00	0.00
BMF	30	22344	*	-1	3948	99	1.52	0.02	0.00	0.01
BMF	30	22344	A	1	19	43	2.28	0.34	0.72	0.61
BMF	30	22344	B	0	5	11	0.84	0.19	0.77	-0.13
BMF	30	22344	C	0	11	25	0.48	0.28	0.70	-0.35
BMF	30	22344	D	0	9	20	0.59	0.15	0.62	-0.27

Note. BMF = Benchmark Fall.

Form	Item Number	ItemID	Response	Score	n	n %	Avg. Prsn Msr	SE	OUT.MSQ	PTME
BMF	31	KCC510	*	-1	1269	96	1.40	0.04	0.00	0.06
BMF	31	KCC510	A	1	45	90	1.00	0.12	1.05	0.24
BMF	31	KCC510	B	0	1	2	0.47	0.00	0.81	-0.08
BMF	31	KCC510	C	0	4	8	0.31	0.29	0.76	-0.23
BMF	31	KCC510	D	0	0	0	0.00	0.00	0.00	0.00
BMF	32	K0126	*	-1	1300	99	1.38	0.04	0.00	-0.02
BMF	32	K0126	A	1	16	84	1.86	0.40	0.87	0.36
BMF	32	K0126	B	0	2	11	0.35	1.23	1.11	-0.27
BMF	32	K0126	C	0	1	5	0.17	0.00	0.50	-0.21
BMF	32	K0126	D	0	0	0	0.00	0.00	0.00	0.00
BMF	33	K0376	*	-1	1301	99	1.38	0.04	0.00	-0.02
BMF	33	K0376	A	1	13	72	2.43	0.42	0.69	0.66
BMF	33	K0376	B	0	2	11	0.61	0.54	0.77	-0.21
BMF	33	K0376	C	0	1	6	-2.49	0.00	0.03	-0.55
BMF	33	K0376	D	0	2	11	-0.02	0.18	0.36	-0.33
BMF	34	K0020	*	-1	1302	99	1.38	0.04	0.00	-0.01
BMF	34	K0020	A	1	10	59	2.34	0.38	0.65	0.61
BMF	34	K0020	B	0	1	6	0.72	0.00	0.52	-0.14
BMF	34	K0020	C	0	4	24	1.05	0.43	0.94	-0.19
BMF	34	K0020	D	0	2	12	-0.81	1.56	0.28	-0.57
BMF	35	KNBT114	*	-1	1271	96	1.39	0.04	0.00	0.03
BMF	35	KNBT114	A	1	10	21	1.78	0.53	1.19	0.29
BMF	35	KNBT114	B	0	7	15	1.31	0.39	1.48	0.06
BMF	35	KNBT114	C	0	31	65	0.90	0.16	0.98	-0.29
BMF	35	KNBT114	D	0	0	0	0.00	0.00	0.00	0.00

Note. BMF = Benchmark Fall.

Form	Item Number	ItemID	Response	Score	n	n %	Avg. Prsn Msr	SE	OUT.MSQ	PTME
BMW	1	1MD111	*	-1	1822	96	1.51	0.03	0.00	-0.04
BMW	1	1MD111	A	1	65	90	1.88	0.11	0.94	0.28
BMW	1	1MD111	B	0	3	4	0.86	0.25	0.56	-0.21
BMW	1	1MD111	C	0	4	6	1.10	0.60	1.19	-0.18
BMW	1	1MD111	D	0	0	0	0.00	0.00	0.00	0.00
BMW	2	1MD21	*	-1	1819	96	1.51	0.03	0.00	-0.06
BMW	2	1MD21	A	1	64	85	2.05	0.14	1.04	0.27
BMW	2	1MD21	B	0	9	12	1.32	0.21	0.96	-0.20
BMW	2	1MD21	C	0	2	3	0.60	0.90	0.57	-0.19
BMW	2	1MD21	D	0	0	0	0.00	0.00	0.00	0.00
BMW	3	1MD217	*	-1	1799	95	1.51	0.03	0.00	-0.06
BMW	3	1MD217	A	1	53	56	2.19	0.15	1.02	0.34
BMW	3	1MD217	B	0	18	19	1.43	0.19	0.94	-0.19
BMW	3	1MD217	C	0	24	25	1.46	0.22	1.27	-0.21
BMW	3	1MD217	D	0	0	0	0.00	0.00	0.00	0.00
BMW	5	1G223	*	-1	1819	96	1.53	0.03	0.00	0.02
BMW	5	1G223	A	1	69	92	1.58	0.14	0.85	0.44
BMW	5	1G223	B	0	6	8	-0.50	0.33	0.37	-0.44
BMW	5	1G223	C	0	0	0	0.00	0.00	0.00	0.00
BMW	5	1G223	D	0	0	0	0.00	0.00	0.00	0.00
BMW	7	1G24	*	-1	1822	96	1.51	0.03	0.00	-0.06
BMW	7	1G24	A	1	64	89	2.09	0.13	0.96	0.37
BMW	7	1G24	B	0	6	8	0.40	0.23	0.39	-0.43
BMW	7	1G24	C	0	2	3	2.00	0.49	1.83	0.01
BMW	7	1G24	D	0	0	0	0.00	0.00	0.00	0.00

Note. BMW = Benchmark Winter.

Form	Item Number	ItemID	Response	Score	n	n %	Avg. Prsn Msr	SE	OUT.MSQ	PTME
BMW	8	31012	*	-1	1864	98	1.53	0.03	0.00	0.02
BMW	8	31012	A	1	21	70	1.85	0.32	0.92	0.53
BMW	8	31012	B	0	3	10	-0.51	0.52	0.32	-0.39
BMW	8	31012	C	0	4	13	0.34	0.36	0.71	-0.25
BMW	8	31012	D	0	2	7	0.37	1.41	1.37	-0.16
BMW	9	1G337	*	-1	1813	96	1.53	0.03	0.00	0.01
BMW	9	1G337	A	1	49	60	1.75	0.16	1.04	0.33
BMW	9	1G337	B	0	24	30	1.10	0.17	1.13	-0.22
BMW	9	1G337	C	0	8	10	0.78	0.42	1.16	-0.21
BMW	9	1G337	D	0	0	0	0.00	0.00	0.00	0.00
BMW	11	10095	*	-1	1872	99	1.52	0.03	0.00	-0.04
BMW	11	10095	A	1	19	86	2.47	0.32	0.65	0.63
BMW	11	10095	B	0	1	5	-0.21	0.00	0.27	-0.31
BMW	11	10095	C	0	1	5	-0.66	0.00	0.17	-0.37
BMW	11	10095	D	0	1	5	-0.47	0.00	0.21	-0.35
BMW	12	10A413	*	-1	1748	92	1.52	0.03	0.00	-0.02
BMW	12	10A413	A	1	118	81	1.87	0.10	1.16	0.44
BMW	12	10A413	B	0	12	8	0.31	0.21	0.50	-0.33
BMW	12	10A413	C	0	16	11	0.70	0.20	0.81	-0.27
BMW	12	10A413	D	0	0	0	0.00	0.00	0.00	0.00
BMW	13	10A211	*	-1	1814	96	1.52	0.03	0.00	-0.02
BMW	13	10A211	A	1	60	75	1.95	0.14	0.96	0.43
BMW	13	10A211	B	0	13	16	0.44	0.26	0.58	-0.45
BMW	13	10A211	C	0	7	9	1.34	0.32	1.47	-0.08
BMW	13	10A211	D	0	0	0	0.00	0.00	0.00	0.00

Note. BMW = Benchmark Winter.

Form	Item Number	ItemID	Response	Score	n	n %	Avg. Prsn Msr	SE	OUT.MSQ	PTME
BMW	14	1NBT619	*	-1	1824	96	1.51	0.03	0.00	-0.06
BMW	14	1NBT619	A	1	50	71	2.40	0.19	0.99	0.51
BMW	14	1NBT619	B	0	10	14	0.73	0.28	0.64	-0.36
BMW	14	1NBT619	C	0	10	14	0.96	0.24	0.71	-0.30
BMW	14	1NBT619	D	0	0	0	0.00	0.00	0.00	0.00
BMW	16	1NBT522	*	-1	1808	95	1.53	0.03	0.00	0.01
BMW	16	1NBT522	A	1	47	55	2.04	0.16	0.83	0.52
BMW	16	1NBT522	B	0	8	9	0.45	0.25	0.51	-0.28
BMW	16	1NBT522	C	0	31	36	0.87	0.18	1.22	-0.38
BMW	16	1NBT522	D	0	0	0	0.00	0.00	0.00	0.00
BMW	17	1NBT540	*	-1	1824	96	1.51	0.03	0.00	-0.06
BMW	17	1NBT540	A	1	41	59	2.54	0.20	1.01	0.51
BMW	17	1NBT540	B	0	16	23	1.00	0.24	0.77	-0.38
BMW	17	1NBT540	C	0	13	19	1.30	0.33	1.37	-0.23
BMW	17	1NBT540	D	0	0	0	0.00	0.00	0.00	0.00
BMW	18	1MD313	*	-1	1823	96	1.52	0.03	0.00	-0.03
BMW	18	1MD313	A	1	52	73	1.86	0.12	1.04	0.18
BMW	18	1MD313	B	0	17	24	1.62	0.21	1.45	-0.09
BMW	18	1MD313	C	0	2	3	0.53	0.16	0.35	-0.24
BMW	18	1MD313	D	0	0	0	0.00	0.00	0.00	0.00
BMW	19	10339	*	-1	1871	99	1.53	0.03	0.00	0.02
BMW	19	10339	A	1	20	87	1.56	0.39	0.97	0.46
BMW	19	10339	B	0	3	13	-0.88	0.35	0.36	-0.46
BMW	19	10339	C	0	0	0	0.00	0.00	0.00	0.00
BMW	19	10339	D	0	0	0	0.00	0.00	0.00	0.00

Note. BMW = Benchmark Winter.

Form	Item Number	ItemID	Response	Score	n	n %	Avg. Prsn Msr	SE	OUT.MSQ	PTME
BMW	20	10003	*	-1	1870	99	1.53	0.03	0.00	0.05
BMW	20	10003	A	1	20	83	1.27	0.31	0.88	0.51
BMW	20	10003	B	0	0	0	0.00	0.00	0.00	0.00
BMW	20	10003	C	0	3	13	-0.66	0.74	0.58	-0.40
BMW	20	10003	D	0	1	4	-1.22	0.00	0.22	-0.30
BMW	21	10366	*	-1	1871	99	1.53	0.03	0.00	0.03
BMW	21	10366	A	1	18	78	1.48	0.30	0.84	0.46
BMW	21	10366	B	0	0	0	0.00	0.00	0.00	0.00
BMW	21	10366	C	0	1	4	2.80	0.00	9.54	0.22
BMW	21	10366	D	0	4	17	-1.10	0.87	0.52	-0.62
BMW	23	10285	*	-1	1871	99	1.53	0.03	0.00	0.04
BMW	23	10285	A	1	15	65	1.37	0.34	1.11	0.34
BMW	23	10285	B	0	2	9	1.18	0.11	1.42	0.03
BMW	23	10285	C	0	2	9	-0.14	0.04	0.38	-0.28
BMW	23	10285	D	0	4	17	0.39	0.85	1.46	-0.23
BMW	24	10227	*	-1	1872	99	1.52	0.03	0.00	-0.03
BMW	24	10227	A	1	15	68	2.47	0.30	0.68	0.64
BMW	24	10227	B	0	2	9	0.73	0.46	0.52	-0.25
BMW	24	10227	C	0	3	14	0.50	1.01	0.86	-0.38
BMW	24	10227	D	0	2	9	0.35	0.17	0.32	-0.33
BMW	25	30618	*	-1	1875	99	1.53	0.03	0.00	0.03
BMW	25	30618	A	1	9	47	1.96	0.34	0.95	0.60
BMW	25	30618	B	0	4	21	0.78	0.54	0.90	-0.16
BMW	25	30618	C	0	3	16	0.66	0.23	0.58	-0.17
BMW	25	30618	D	0	3	16	-0.21	0.92	0.40	-0.47

Note. BMW = Benchmark Winter.

Form	Item Number	ItemID	Response	Score	n	n %	Avg. Prsn Msr	SE	OUT.MSQ	PTME
BMW	26	2G18	*	-1	3918	98	1.52	0.02	0.00	0.01
BMW	26	2G18	A	1	65	88	1.46	0.15	1.15	0.13
BMW	26	2G18	B	0	0	0	0.00	0.00	0.00	0.00
BMW	26	2G18	C	0	9	12	0.99	0.21	1.26	-0.13
BMW	26	2G18	D	0	0	0	0.00	0.00	0.00	0.00
BMW	27	23057	*	-1	3948	99	1.52	0.02	0.00	0.01
BMW	27	23057	A	1	36	82	1.79	0.17	0.73	0.61
BMW	27	23057	B	0	2	5	-0.79	0.52	0.19	-0.38
BMW	27	23057	C	0	5	11	0.19	0.54	0.88	-0.35
BMW	27	23057	D	0	1	2	-1.06	0.00	0.13	-0.30
BMW	28	22215	*	-1	3949	99	1.52	0.02	0.00	0.01
BMW	28	22215	A	1	29	67	1.97	0.27	0.85	0.48
BMW	28	22215	B	0	6	14	0.28	0.36	0.70	-0.30
BMW	28	22215	C	0	1	2	-0.03	0.00	0.37	-0.14
BMW	28	22215	D	0	7	16	0.44	0.68	1.89	-0.28
BMW	29	21883	*	-1	3947	99	1.52	0.02	0.00	0.02
BMW	29	21883	A	1	27	60	1.91	0.26	1.04	0.50
BMW	29	21883	B	0	6	13	0.67	0.57	1.13	-0.17
BMW	29	21883	C	0	7	16	0.26	0.28	0.53	-0.30
BMW	29	21883	D	0	5	11	0.24	0.84	1.14	-0.25
BMW	30	22181	*	-1	3947	99	1.52	0.02	0.00	0.00
BMW	30	22181	A	1	22	49	2.20	0.29	0.96	0.47
BMW	30	22181	B	0	5	11	0.33	0.41	0.47	-0.31
BMW	30	22181	C	0	14	31	1.03	0.34	1.17	-0.24
BMW	30	22181	D	0	4	9	1.14	0.41	0.95	-0.09

Note. BMW = Benchmark Winter.

Form	Item Number	ItemID	Response	Score	n	n %	Avg. Prsn Msr	SE	OUT.MSQ	PTME
BMW	31	K0158	*	-1	1302	99	1.38	0.04	0.00	-0.04
BMW	31	K0158	A	1	16	94	1.96	0.37	1.05	0.19
BMW	31	K0158	B	0	1	6	0.80	0.00	0.75	-0.19
BMW	31	K0158	C	0	0	0	0.00	0.00	0.00	0.00
BMW	31	K0158	D	0	0	0	0.00	0.00	0.00	0.00
BMW	32	K0120	*	-1	1302	99	1.38	0.04	0.00	-0.04
BMW	32	K0120	A	1	15	88	1.99	0.36	0.97	0.28
BMW	32	K0120	B	0	1	6	0.17	0.00	0.36	-0.31
BMW	32	K0120	C	0	0	0	0.00	0.00	0.00	0.00
BMW	32	K0120	D	0	1	6	1.45	0.00	1.28	-0.08
BMW	33	K0334	*	-1	1300	99	1.38	0.04	0.00	-0.01
BMW	33	K0334	A	1	13	68	2.32	0.47	0.80	0.62
BMW	33	K0334	B	0	4	21	-0.09	0.55	0.66	-0.47
BMW	33	K0334	C	0	2	11	-0.15	0.00	0.38	-0.32
BMW	33	K0334	D	0	0	0	0.00	0.00	0.00	0.00
BMW	34	KOA113	*	-1	1269	96	1.37	0.04	0.00	-0.03
BMW	34	KOA113	A	1	30	60	1.87	0.19	1.18	0.30
BMW	34	KOA113	B	0	4	8	0.91	0.44	0.67	-0.20
BMW	34	KOA113	C	0	16	32	1.30	0.26	1.43	-0.20
BMW	34	KOA113	D	0	0	0	0.00	0.00	0.00	0.00
BMW	35	KOA514	*	-1	1220	92	1.38	0.04	0.00	-0.01
BMW	35	KOA514	A	1	26	26	2.18	0.28	1.32	0.43
BMW	35	KOA514	B	0	47	47	1.27	0.11	0.94	-0.14
BMW	35	KOA514	C	0	26	26	0.94	0.14	0.66	-0.27
BMW	35	KOA514	D	0	0	0	0.00	0.00	0.00	0.00

Note. BMW = Benchmark Winter.

Form	Item Number	ItemID	Response	Score	n	n %	Avg. Prsn Msr	SE	OUT.MSQ	PTME
BMS	1	1MD215	*	-1	1823	96	1.51	0.03	0.00	-0.04
BMS	1	1MD215	A	1	63	89	2.05	0.14	0.82	0.50
BMS	1	1MD215	B	0	3	4	0.20	0.52	0.41	-0.29
BMS	1	1MD215	C	0	5	7	0.13	0.21	0.32	-0.39
BMS	1	1MD215	D	0	0	0	0.00	0.00	0.00	0.00
BMS	2	1MD119	*	-1	1750	92	1.50	0.03	0.00	-0.06
BMS	2	1MD119	A	1	120	83	2.01	0.11	1.05	0.36
BMS	2	1MD119	B	0	9	6	0.67	0.19	0.58	-0.24
BMS	2	1MD119	C	0	15	10	0.90	0.27	0.99	-0.25
BMS	2	1MD119	D	0	0	0	0.00	0.00	0.00	0.00
BMS	3	1MD121	*	-1	1822	96	1.51	0.03	0.00	-0.06
BMS	3	1MD121	A	1	39	54	2.16	0.18	1.38	0.22
BMS	3	1MD121	B	0	3	4	0.94	0.38	0.43	-0.19
BMS	3	1MD121	C	0	30	42	1.76	0.19	1.38	-0.14
BMS	3	1MD121	D	0	0	0	0.00	0.00	0.00	0.00
BMS	4	31200	*	-1	1866	99	1.53	0.03	0.00	0.04
BMS	4	31200	A	1	26	93	1.22	0.33	0.89	0.26
BMS	4	31200	B	0	2	7	-0.45	1.65	1.51	-0.26
BMS	4	31200	C	0	0	0	0.00	0.00	0.00	0.00
BMS	4	31200	D	0	0	0	0.00	0.00	0.00	0.00
BMS	5	10429	*	-1	1871	99	1.53	0.03	0.00	0.01
BMS	5	10429	A	1	21	91	1.38	0.30	1.27	0.04
BMS	5	10429	B	0	0	0	0.00	0.00	0.00	0.00
BMS	5	10429	C	0	0	0	0.00	0.00	0.00	0.00
BMS	5	10429	D	0	2	9	1.20	1.79	5.39	-0.04

Note. BMS = Benchmark Spring.

Form	Item Number	ItemID	Response	Score	n	n %	Avg. Prsn Msr	SE	OUT.MSQ	PTME
BMS	6	30111	*	-1	1872	99	1.53	0.03	0.00	0.01
BMS	6	30111	A	1	19	86	1.68	0.30	0.92	0.45
BMS	6	30111	B	0	0	0	0.00	0.00	0.00	0.00
BMS	6	30111	C	0	1	5	-0.45	0.00	0.28	-0.30
BMS	6	30111	D	0	2	9	0.07	0.71	0.59	-0.32
BMS	10	30149	*	-1	1868	99	1.52	0.03	0.00	-0.01
BMS	10	30149	A	1	13	50	2.48	0.29	0.74	0.61
BMS	10	30149	B	0	8	31	0.28	0.48	0.54	-0.64
BMS	10	30149	C	0	3	12	1.83	0.33	1.31	0.05
BMS	10	30149	D	0	2	8	1.21	0.11	0.63	-0.09
BMS	11	10A212	*	-1	1806	95	1.51	0.03	0.00	-0.06
BMS	11	10A212	A	1	78	89	2.04	0.12	0.96	0.34
BMS	11	10A212	B	0	6	7	0.80	0.22	0.55	-0.28
BMS	11	10A212	C	0	4	5	0.97	0.46	0.80	-0.19
BMS	11	10A212	D	0	0	0	0.00	0.00	0.00	0.00
BMS	12	10062	*	-1	1870	99	1.53	0.03	0.00	0.02
BMS	12	10062	A	1	17	71	1.81	0.46	1.07	0.47
BMS	12	10062	B	0	1	4	-0.95	0.00	0.23	-0.26
BMS	12	10062	C	0	6	25	0.13	0.18	0.75	-0.37
BMS	12	10062	D	0	0	0	0.00	0.00	0.00	0.00
BMS	13	10A414	*	-1	1808	95	1.53	0.03	0.00	0.01
BMS	13	10A414	A	1	62	72	1.84	0.14	0.85	0.49
BMS	13	10A414	B	0	8	9	0.47	0.45	0.92	-0.27
BMS	13	10A414	C	0	16	19	0.55	0.18	0.71	-0.37
BMS	13	10A414	D	0	0	0	0.00	0.00	0.00	0.00

Note. BMS = Benchmark Spring.

Form	Item Number	ItemID	Response	Score	n	n %	Avg. Prsn Msr	SE	OUT.MSQ	PTME
BMS	14	1NBT526	*	-1	1824	96	1.51	0.03	0.00	-0.06
BMS	14	1NBT526	A	1	50	71	2.34	0.19	1.02	0.45
BMS	14	1NBT526	B	0	8	11	1.14	0.34	0.93	-0.21
BMS	14	1NBT526	C	0	12	17	0.87	0.28	0.80	-0.36
BMS	14	1NBT526	D	0	0	0	0.00	0.00	0.00	0.00
BMS	15	1OA27	*	-1	1824	96	1.50	0.03	0.00	-0.09
BMS	15	1OA27	A	1	50	71	2.50	0.16	1.02	0.46
BMS	15	1OA27	B	0	11	16	1.23	0.20	0.63	-0.36
BMS	15	1OA27	C	0	9	13	1.51	0.22	0.76	-0.23
BMS	15	1OA27	D	0	0	0	0.00	0.00	0.00	0.00
BMS	16	1NBT57	*	-1	1824	96	1.51	0.03	0.00	-0.04
BMS	16	1NBT57	A	1	43	61	2.16	0.19	1.28	0.37
BMS	16	1NBT57	B	0	11	16	1.17	0.33	1.15	-0.24
BMS	16	1NBT57	C	0	16	23	1.32	0.20	1.02	-0.23
BMS	16	1NBT57	D	0	0	0	0.00	0.00	0.00	0.00
BMS	18	1MD310	*	-1	1746	92	1.50	0.03	0.00	-0.07
BMS	18	1MD310	A	1	105	71	2.15	0.11	0.99	0.43
BMS	18	1MD310	B	0	19	13	0.86	0.16	0.59	-0.34
BMS	18	1MD310	C	0	24	16	1.30	0.14	0.93	-0.22
BMS	18	1MD310	D	0	0	0	0.00	0.00	0.00	0.00
BMS	19	10002	*	-1	1870	99	1.53	0.03	0.00	0.04
BMS	19	10002	A	1	21	88	1.25	0.34	0.95	0.40
BMS	19	10002	B	0	1	4	-0.58	0.00	0.42	-0.21
BMS	19	10002	C	0	2	8	-0.66	0.01	0.39	-0.32
BMS	19	10002	D	0	0	0	0.00	0.00	0.00	0.00

Note. BMS = Benchmark Spring.

Form	Item Number	ItemID	Response	Score	n	n %	Avg. Prsn Msr	SE	OUT.MSQ	PTME
BMS	20	10211	*	-1	1873	99	1.53	0.03	0.00	0.04
BMS	20	10211	A	1	18	86	1.08	0.30	1.27	0.28
BMS	20	10211	B	0	3	14	0.09	0.39	0.77	-0.28
BMS	20	10211	C	0	0	0	0.00	0.00	0.00	0.00
BMS	20	10211	D	0	0	0	0.00	0.00	0.00	0.00
BMS	21	10377	*	-1	1870	99	1.53	0.03	0.00	0.03
BMS	21	10377	A	1	19	79	1.56	0.33	0.89	0.50
BMS	21	10377	B	0	2	8	0.89	0.37	1.53	-0.05
BMS	21	10377	C	0	1	4	-0.94	0.00	0.23	-0.28
BMS	21	10377	D	0	2	8	-1.32	0.40	0.17	-0.48
BMS	22	10162	*	-1	1871	99	1.53	0.03	0.00	0.04
BMS	22	10162	A	1	17	74	1.47	0.41	0.90	0.44
BMS	22	10162	B	0	3	13	-0.43	0.27	0.44	-0.36
BMS	22	10162	C	0	2	9	0.38	0.58	1.08	-0.13
BMS	22	10162	D	0	1	4	-0.26	0.00	0.48	-0.18
BMS	24	30609	*	-1	1872	99	1.53	0.03	0.00	0.03
BMS	24	30609	A	1	12	55	2.17	0.47	0.97	0.64
BMS	24	30609	B	0	3	14	0.18	0.20	0.51	-0.24
BMS	24	30609	C	0	2	9	0.53	0.07	0.69	-0.12
BMS	24	30609	D	0	5	23	-0.32	0.50	0.43	-0.49
BMS	25	10207	*	-1	1870	99	1.52	0.03	0.00	-0.01
BMS	25	10207	A	1	13	54	2.34	0.37	0.76	0.55
BMS	25	10207	B	0	5	21	1.02	0.60	1.38	-0.23
BMS	25	10207	C	0	2	8	1.42	0.39	1.05	-0.05
BMS	25	10207	D	0	4	17	0.26	0.42	0.40	-0.44

Note. BMS = Benchmark Spring.

Form	Item Number	ItemID	Response	Score	n	n %	Avg. Prsn Msr	SE	OUT.MSQ	PTME
BMS	26	2G327	*	-1	3924	98	1.51	0.02	0.00	-0.05
BMS	26	2G327	A	1	62	91	2.20	0.17	0.85	0.34
BMS	26	2G327	B	0	1	1	-0.19	0.00	0.22	-0.19
BMS	26	2G327	C	0	5	7	0.62	0.81	1.46	-0.28
BMS	26	2G327	D	0	0	0	0.00	0.00	0.00	0.00
BMS	27	23333	*	-1	3947	99	1.52	0.02	0.00	0.02
BMS	27	23333	A	1	35	78	1.64	0.24	0.89	0.51
BMS	27	23333	B	0	3	7	-0.34	0.93	0.83	-0.28
BMS	27	23333	C	0	4	9	-0.11	0.48	0.64	-0.28
BMS	27	23333	D	0	3	7	-0.27	0.36	0.45	-0.26
BMS	28	22110	*	-1	3949	99	1.51	0.02	0.00	-0.01
BMS	28	22110	A	1	30	70	2.34	0.29	0.82	0.56
BMS	28	22110	B	0	5	12	-0.45	0.30	0.28	-0.44
BMS	28	22110	C	0	7	16	0.84	0.51	2.41	-0.21
BMS	28	22110	D	0	1	2	-1.01	0.00	0.13	-0.24
BMS	29	2NBT33	*	-1	3926	98	1.50	0.02	0.00	-0.07
BMS	29	2NBT33	A	1	50	76	2.60	0.17	0.93	0.44
BMS	29	2NBT33	B	0	4	6	0.49	0.50	0.39	-0.34
BMS	29	2NBT33	C	0	12	18	1.49	0.34	1.22	-0.28
BMS	29	2NBT33	D	0	0	0	0.00	0.00	0.00	0.00
BMS	30	2NBT33	*	-1	3926	98	1.50	0.02	0.00	-0.07
BMS	30	2NBT33	A	1	50	76	2.60	0.17	0.93	0.44
BMS	30	2NBT33	B	0	4	6	0.49	0.50	0.39	-0.34
BMS	30	2NBT33	C	0	12	18	1.49	0.34	1.22	-0.28
BMS	30	2NBT33	D	0	0	0	0.00	0.00	0.00	0.00

Note. BMS = Benchmark Spring.

Form	Item Number	ItemID	Response	Score	n	n %	Avg. Prsn Msr	SE	OUT.MSQ	PTME
BMS	31	K0026	*	-1	1199	91	1.36	0.04	0.00	-0.06
BMS	31	K0026	A	1	112	93	1.77	0.11	0.95	0.32
BMS	31	K0026	B	0	3	3	0.71	0.17	0.74	-0.12
BMS	31	K0026	C	0	4	3	-0.33	0.81	0.52	-0.29
BMS	31	K0026	D	0	1	1	0.29	0.00	0.47	-0.10
BMS	32	K0092	*	-1	1301	99	1.38	0.04	0.00	0.00
BMS	32	K0092	A	1	15	83	1.60	0.36	1.04	0.29
BMS	32	K0092	B	0	2	11	0.39	1.06	1.01	-0.28
BMS	32	K0092	C	0	1	6	0.95	0.00	1.08	-0.09
BMS	32	K0092	D	0	0	0	0.00	0.00	0.00	0.00
BMS	33	K0483	*	-1	1301	99	1.38	0.04	0.00	-0.04
BMS	33	K0483	A	1	14	78	2.26	0.34	0.89	0.49
BMS	33	K0483	B	0	1	6	2.33	0.00	2.56	0.08
BMS	33	K0483	C	0	2	11	-0.02	0.13	0.25	-0.50
BMS	33	K0483	D	0	1	6	0.36	0.00	0.36	-0.28
BMS	34	30603	*	-1	1303	99	1.38	0.04	0.00	-0.02
BMS	34	30603	A	1	10	63	2.64	0.55	1.12	0.53
BMS	34	30603	B	0	0	0	0.00	0.00	0.00	0.00
BMS	34	30603	C	0	3	19	-1.29	1.93	0.59	-0.60
BMS	34	30603	D	0	3	19	1.40	0.84	1.68	-0.06
BMS	35	KNBT134	*	-1	1271	96	1.39	0.04	0.00	0.04
BMS	35	KNBT134	A	1	17	35	1.59	0.19	0.96	0.37
BMS	35	KNBT134	B	0	8	17	0.88	0.39	1.49	-0.09
BMS	35	KNBT134	C	0	23	48	0.77	0.21	1.04	-0.29
BMS	35	KNBT134	D	0	0	0	0.00	0.00	0.00	0.00

Note. BMS = Benchmark Spring.

Appendix D: Item Statistics for Full CCSS Item Bank

ItemID	Difficulty	n	Score	Error	IN.MSQ	IN.ZSTD	OUT.MSQ	OUT.ZSTD	Displace	PTME	Discrim
10001	-1.72	23	21	0.78	1.02	0.21	0.53	-0.21	0.00	0.35	1.06
10002	-1.60	24	21	0.66	0.89	-0.16	0.47	-0.27	-0.01	0.40	1.17
10003	-1.31	24	20	0.63	0.90	-0.16	0.55	-0.20	0.00	0.51	1.15
10004	-2.34	24	23	1.04	0.96	0.24	0.42	-0.06	0.00	0.25	1.06
10005	0.00	24	24	0.00	1.00	0.00	1.00	0.00	0.00	0.00	1.00
10006	-1.75	24	21	0.67	0.73	-0.64	0.36	-0.43	-0.01	0.47	1.31
10007	-1.55	641	570	0.14	0.99	-0.07	1.30	1.24	0.00	0.35	0.99
10008	0.34	21	11	0.52	1.62	2.53	5.50	4.28	0.00	0.05	-1.11
10009	0.07	23	14	0.52	1.35	1.42	2.38	1.85	0.00	0.32	0.12
10010	-0.28	21	16	0.60	0.73	-0.84	0.46	-0.66	0.00	0.65	1.38
10011	-0.56	24	20	0.62	0.84	-0.32	0.85	0.02	-0.01	0.52	1.12
10012	-0.35	24	19	0.54	1.01	0.13	0.86	0.10	-0.01	0.34	0.99
10013	1.54	24	9	0.51	0.88	-0.50	0.73	-0.73	0.00	0.63	1.31
10014	-0.14	24	17	0.51	0.96	-0.12	0.73	-0.44	0.00	0.50	1.15
10015	-0.66	24	19	0.57	0.98	0.03	0.99	0.21	0.00	0.41	1.00
10016	-2.06	23	21	1.04	0.93	0.21	0.38	-0.11	0.00	0.67	1.08
10017	0.17	23	16	0.53	0.75	-1.05	0.58	-0.81	0.00	0.63	1.48
10018	-0.20	24	20	0.61	1.29	0.87	2.06	1.38	0.00	0.18	0.55
10019	0.18	23	14	0.49	1.03	0.22	2.52	2.47	-0.01	0.37	0.59
10020	1.28	24	13	0.48	0.85	-0.68	0.82	-0.46	0.00	0.59	1.32
10021	-0.66	23	18	0.55	0.93	-0.19	0.71	-0.53	0.00	0.40	1.18
10022	-0.91	168	147	0.25	0.85	-0.90	0.60	-1.23	0.00	0.45	1.14
10023	-0.64	24	19	0.58	0.88	-0.30	0.54	-0.50	-0.01	0.54	1.22
10024	-0.14	24	18	0.55	0.87	-0.41	0.68	-0.45	0.00	0.55	1.25
10025	0.21	24	16	0.51	1.49	1.79	1.65	1.63	0.00	0.20	0.17
10026	2.36	24	9	0.57	1.32	1.09	1.28	0.68	0.00	0.57	0.60
10027	0.53	22	13	0.50	1.02	0.19	0.98	0.06	0.00	0.46	0.94
10028	1.42	21	11	0.52	1.28	1.31	1.49	1.18	0.00	0.35	0.34
10029	-0.77	21	17	0.63	0.88	-0.32	0.59	-0.04	-0.01	0.47	1.22
10030	1.97	24	8	0.49	1.41	1.69	1.66	1.78	0.00	0.09	0.20
10031	0.33	23	14	0.55	1.05	0.28	1.21	0.53	0.00	0.56	0.83

ItemID	Difficulty	n	Score	Error	IN.MSQ	IN.ZSTD	OUT.MSQ	OUT.ZSTD	Displace	PTME	Discrim
10032	0.30	22	14	0.51	1.00	0.05	0.87	-0.11	0.00	0.48	1.06
10033	0.46	24	14	0.49	0.65	-2.20	0.53	-0.99	0.00	0.67	1.94
10034	0.09	23	16	0.51	0.99	0.03	0.87	-0.19	0.00	0.45	1.05
10035	0.55	24	14	0.50	0.72	-1.29	0.62	-1.01	0.00	0.67	1.55
10036	1.41	24	11	0.50	0.78	-1.02	0.67	-0.80	0.00	0.68	1.44
10037	0.64	24	14	0.51	1.15	0.69	0.96	0.09	-0.01	0.52	0.81
10038	-0.11	24	17	0.50	1.22	1.08	1.15	0.47	0.00	0.27	0.53
10039	0.23	640	430	0.10	0.89	-2.60	0.79	-2.37	0.00	0.56	1.22
10040	-0.06	24	17	0.50	1.17	0.76	0.98	0.11	0.00	0.33	0.79
10041	-0.56	24	19	0.58	1.56	1.54	5.48	2.99	0.00	0.02	0.01
10042	-0.37	23	17	0.55	1.07	0.34	0.98	0.09	0.00	0.42	0.91
10043	0.40	24	16	0.53	1.42	1.56	1.82	1.63	0.00	0.34	0.22
10044	1.31	22	11	0.55	0.66	-1.51	0.55	-0.95	0.00	0.75	1.64
10045	-0.46	21	17	0.66	0.99	0.11	0.71	-0.09	-0.01	0.52	1.06
10046	1.65	24	8	0.51	1.17	0.76	2.62	2.51	0.00	0.35	0.45
10047	1.53	23	11	0.52	1.30	1.18	1.17	0.53	0.00	0.48	0.56
10048	0.21	24	15	0.49	0.79	-0.99	0.75	-0.76	0.00	0.60	1.44
10049	0.48	23	13	0.50	0.83	-0.79	0.70	-0.78	-0.01	0.61	1.41
10050	2.75	24	5	0.58	0.90	-0.17	0.63	-0.44	0.00	0.56	1.15
10051	-0.42	23	17	0.56	0.87	-0.41	0.62	-0.42	0.00	0.56	1.25
10052	0.34	24	15	0.48	1.14	0.86	1.17	0.50	-0.01	0.37	0.56
10053	1.20	23	12	0.52	0.81	-0.78	0.69	-0.95	0.00	0.67	1.41
10054	1.22	24	12	0.49	1.20	1.00	1.23	0.83	0.00	0.43	0.52
10055	3.50	23	7	0.65	0.48	-1.66	0.28	-0.97	0.00	0.85	1.55
10056	2.11	23	7	0.53	0.97	-0.03	1.61	1.21	0.00	0.47	0.90
10057	-0.38	23	17	0.53	0.68	-1.34	0.52	-1.21	0.00	0.61	1.55
10058	0.03	24	16	0.50	1.26	1.30	1.64	1.39	0.00	0.31	0.27
10059	-0.48	178	150	0.23	0.96	-0.22	0.80	-0.67	0.00	0.42	1.05
10060	-0.43	177	148	0.22	0.85	-1.12	0.66	-1.39	0.00	0.50	1.17
10061	0.42	23	14	0.48	1.07	0.40	0.93	-0.11	0.00	0.44	0.93
10062	-0.18	24	17	0.51	0.99	0.01	0.81	-0.34	0.00	0.47	1.10

ItemID	Difficulty	n	Score	Error	IN.MSQ	IN.ZSTD	OUT.MSQ	OUT.ZSTD	Displace	PTME	Discrim
10063	-1.34	22	19	0.67	1.01	0.15	0.76	0.13	-0.01	0.34	1.03
10064	-0.15	22	16	0.54	0.73	-1.10	0.60	-0.98	0.00	0.56	1.50
10065	-1.54	169	153	0.28	0.87	-0.63	0.82	-0.38	0.00	0.37	1.08
10066	0.18	24	15	0.51	1.11	0.54	1.00	0.16	0.00	0.51	0.83
10067	1.94	24	8	0.49	1.10	0.49	0.97	0.11	0.00	0.42	0.87
10068	2.08	181	73	0.17	0.85	-2.30	0.82	-1.74	0.00	0.57	1.37
10069	-0.65	172	148	0.24	0.88	-0.76	0.81	-0.51	0.00	0.43	1.10
10070	1.61	24	12	0.56	1.17	0.66	1.30	0.68	0.00	0.59	0.72
10071	-0.40	22	17	0.57	1.08	0.37	0.88	0.03	-0.01	0.38	0.93
10072	1.54	23	9	0.50	1.09	0.45	1.95	2.05	-0.01	0.41	0.58
10073	-0.65	23	19	0.61	0.67	-1.06	0.43	-0.60	-0.01	0.54	1.45
10074	0.58	22	14	0.51	0.91	-0.30	0.86	-0.31	0.00	0.55	1.17
10075	-1.41	24	22	0.77	1.10	0.36	1.05	0.44	-0.01	0.17	0.92
10076	-0.56	25	20	0.59	0.87	-0.33	0.95	0.20	0.00	0.53	1.10
10077	-0.45	24	20	0.68	0.47	-1.48	0.26	-1.05	0.00	0.71	1.49
10078	-1.92	23	21	0.93	0.95	0.19	2.40	1.19	0.00	0.41	0.87
10079	-0.84	24	20	0.61	1.15	0.53	1.07	0.37	0.00	0.30	0.83
10080	0.00	20	20	0.00	1.00	0.00	1.00	0.00	0.00	0.00	1.00
10081	-1.41	24	21	0.68	1.21	0.60	1.02	0.36	-0.01	0.29	0.85
10082	-2.08	23	21	0.81	0.89	-0.03	0.60	0.07	-0.01	0.43	1.08
10083	-1.32	24	21	0.66	1.13	0.44	1.27	0.58	-0.01	0.21	0.85
10084	-1.41	24	22	0.77	1.01	0.20	0.88	0.36	-0.01	0.23	0.99
10085	2.10	25	9	0.51	0.94	-0.19	0.82	-0.35	0.00	0.61	1.13
10086	1.52	23	10	0.47	1.21	1.10	1.15	0.59	0.00	0.30	0.52
10087	0.62	24	15	0.53	1.07	0.33	0.89	-0.01	0.00	0.58	0.95
10088	-0.50	24	18	0.54	1.14	0.66	2.32	1.72	-0.01	0.33	0.58
10089	-1.86	25	23	0.79	0.89	-0.05	0.36	-0.15	-0.01	0.38	1.15
10090	1.06	23	15	0.51	0.93	-0.24	1.22	0.70	0.00	0.52	1.04
10091	0.56	22	15	0.51	0.64	-1.86	0.51	-1.38	0.00	0.69	1.77
10092	0.20	23	16	0.50	1.17	0.83	1.34	0.90	0.00	0.25	0.57
10093	1.42	25	11	0.51	1.29	1.17	1.28	0.80	0.00	0.48	0.56

ItemID	Difficulty	n	Score	Error	IN.MSQ	IN.ZSTD	OUT.MSQ	OUT.ZSTD	Displace	PTME	Discrim
10094	1.05	640	341	0.10	1.05	1.25	1.08	1.05	0.00	0.51	0.89
10095	-0.56	22	19	0.70	0.55	-1.28	0.28	-0.56	-0.01	0.63	1.48
10096	-0.79	24	18	0.57	0.82	-0.57	0.71	-0.14	-0.01	0.58	1.22
10097	0.16	24	17	0.52	0.96	-0.09	0.78	-0.45	0.00	0.51	1.14
10098	-0.28	23	16	0.53	0.89	-0.38	0.82	-0.17	0.00	0.56	1.17
10099	-1.18	24	21	0.65	0.79	-0.41	0.46	-0.24	0.00	0.43	1.23
10100	0.11	22	15	0.58	1.11	0.49	1.15	0.44	-0.01	0.54	0.82
10101	0.03	24	17	0.51	0.73	-1.22	0.72	-0.48	-0.01	0.60	1.43
10102	0.95	24	17	0.54	1.24	0.89	1.15	0.49	0.00	0.44	0.69
10103	-0.21	193	151	0.19	0.99	-0.03	1.05	0.35	0.00	0.35	1.00
10104	0.49	24	14	0.47	1.04	0.28	0.98	0.04	0.00	0.44	0.93
10105	0.21	24	16	0.52	0.83	-0.73	0.65	-0.91	0.00	0.60	1.40
10106	-0.75	24	20	0.63	0.55	-1.48	0.29	-0.74	-0.01	0.65	1.49
10107	0.22	24	17	0.53	0.65	-1.63	0.44	-0.94	-0.01	0.68	1.61
10108	-0.10	22	16	0.57	0.74	-0.83	0.56	-0.65	0.00	0.67	1.34
10109	-0.71	22	19	0.67	1.25	0.71	1.05	0.39	-0.01	0.22	0.78
10110	-0.31	24	17	0.50	1.18	0.89	1.15	0.44	-0.01	0.32	0.62
10111	-0.97	23	18	0.60	0.58	-1.50	0.37	-0.59	-0.01	0.65	1.53
10112	1.60	23	10	0.50	0.66	-1.58	0.55	-1.59	0.00	0.75	1.63
10113	0.17	24	16	0.51	0.86	-0.66	0.74	-0.60	-0.01	0.58	1.33
10114	0.00	23	15	0.49	1.20	1.02	1.48	1.24	-0.01	0.23	0.44
10115	-0.16	20	12	0.52	1.02	0.17	0.89	-0.17	0.00	0.48	1.02
10116	-0.07	24	17	0.51	0.90	-0.36	0.73	-0.40	0.00	0.52	1.22
10117	1.43	24	12	0.47	1.08	0.46	1.00	0.10	0.00	0.44	0.85
10118	-0.04	24	15	0.52	1.31	1.25	2.81	2.38	0.00	0.38	0.31
10119	3.86	23	5	0.72	0.69	-0.76	0.30	-0.32	0.00	0.75	1.34
10120	0.42	22	13	0.50	1.18	0.88	1.21	0.71	0.00	0.36	0.61
10121	1.26	23	11	0.52	0.91	-0.26	1.15	0.50	0.00	0.61	1.04
10122	0.82	24	12	0.49	1.07	0.39	0.88	-0.14	0.00	0.54	0.94
10123	1.05	24	13	0.47	0.86	-0.72	0.83	-0.46	0.00	0.57	1.34
10124	-0.40	22	18	0.60	0.90	-0.21	0.58	-0.42	-0.01	0.48	1.18

ItemID	Difficulty	n	Score	Error	IN.MSQ	IN.ZSTD	OUT.MSQ	OUT.ZSTD	Displace	PTME	Discrim
10125	0.54	24	15	0.50	0.99	0.03	1.16	0.51	0.00	0.49	0.95
10126	0.62	23	14	0.51	0.87	-0.54	0.69	-0.55	0.00	0.59	1.31
10127	0.17	22	15	0.52	1.27	1.12	1.25	0.73	0.00	0.26	0.54
10128	1.35	170	92	0.17	1.02	0.29	0.97	-0.29	0.00	0.45	0.98
10129	0.62	24	13	0.47	0.98	-0.04	0.90	-0.18	0.00	0.51	1.08
10130	0.87	22	11	0.52	0.60	-1.87	0.48	-1.19	0.00	0.76	1.75
10131	1.14	23	11	0.49	1.42	1.79	1.54	1.71	0.00	0.26	0.07
10132	1.11	24	10	0.48	1.29	1.35	1.39	1.26	0.00	0.31	0.33
10133	0.44	202	146	0.18	0.97	-0.33	1.04	0.29	0.00	0.43	1.03
10134	0.00	22	15	0.54	1.04	0.24	0.92	0.02	-0.01	0.49	0.96
10135	0.87	189	119	0.17	0.96	-0.59	0.89	-0.92	0.00	0.49	1.12
10136	1.35	168	96	0.18	1.02	0.28	0.96	-0.30	0.00	0.47	0.98
10137	1.25	23	12	0.50	1.09	0.46	0.88	-0.22	0.00	0.54	0.94
10138	0.04	23	15	0.53	0.79	-0.98	0.57	-0.48	-0.01	0.63	1.46
10139	-0.44	24	19	0.59	0.76	-0.77	0.58	-0.57	0.00	0.57	1.30
10140	1.29	24	11	0.49	0.70	-1.47	0.60	-1.57	0.00	0.63	1.67
10141	0.48	23	15	0.53	0.67	-1.41	0.57	-1.19	0.00	0.69	1.57
10142	0.19	173	134	0.20	0.90	-0.96	0.75	-1.26	0.00	0.48	1.16
10143	-0.29	23	18	0.56	0.83	-0.67	0.57	-0.53	-0.01	0.49	1.36
10144	0.00	23	23	0.00	1.00	0.00	1.00	0.00	0.00	0.00	1.00
10145	-1.12	101	89	0.35	1.01	0.10	0.95	0.05	0.00	0.40	0.99
10146	-1.62	22	20	0.80	0.76	-0.32	0.29	-0.25	-0.01	0.49	1.23
10147	-2.55	25	24	1.04	0.79	0.04	0.22	-0.36	0.00	0.40	1.15
10148	-0.60	20	16	0.61	0.95	-0.06	0.66	-0.23	0.00	0.42	1.14
10149	-0.19	24	18	0.54	0.86	-0.56	0.58	-0.60	-0.01	0.55	1.31
10150	0.63	17	10	0.57	1.03	0.20	0.93	-0.01	0.00	0.47	0.97
10151	2.31	170	62	0.18	1.04	0.50	1.69	3.91	0.00	0.40	0.78
10152	1.47	171	93	0.18	1.25	3.31	1.33	2.94	0.00	0.29	0.36
10153	2.27	24	8	0.60	1.75	1.82	2.17	1.88	0.00	0.41	0.16
10154	1.99	24	10	0.55	2.18	3.61	2.67	1.56	0.00	0.23	-1.11
10155	1.38	24	10	0.50	0.61	-1.96	0.48	-1.15	0.00	0.73	1.75

ItemID	Difficulty	n	Score	Error	IN.MSQ	IN.ZSTD	OUT.MSQ	OUT.ZSTD	Displace	PTME	Discrim
10156	2.13	23	9	0.56	1.80	2.53	2.05	1.72	0.00	0.34	-0.31
10157	1.58	24	11	0.46	1.31	1.57	1.94	2.71	0.00	0.15	-0.01
10158	2.22	24	8	0.53	1.29	1.09	1.69	1.44	0.00	0.38	0.49
10159	1.43	24	13	0.52	0.91	-0.27	1.03	0.20	0.00	0.59	1.09
10160	1.39	27	11	0.45	1.62	2.60	2.07	3.03	0.00	0.11	-0.37
10161	-1.28	24	22	0.78	0.86	-0.08	0.40	-0.34	-0.01	0.38	1.16
10162	-0.45	23	17	0.52	0.86	-0.59	0.73	-0.66	0.00	0.44	1.32
10163	-0.74	23	19	0.59	1.16	0.61	1.12	0.40	-0.01	0.25	0.79
10164	-0.49	23	17	0.55	0.77	-0.75	0.83	-0.09	0.00	0.56	1.26
10165	0.49	24	14	0.49	1.04	0.28	0.88	-0.20	0.00	0.52	0.99
10166	1.27	189	116	0.17	1.01	0.20	0.98	-0.09	0.00	0.45	0.98
10167	0.93	24	12	0.52	0.87	-0.41	1.18	0.56	0.00	0.64	1.10
10168	1.22	24	12	0.48	1.12	0.69	1.17	0.75	0.00	0.46	0.62
10169	0.48	24	15	0.51	1.26	1.08	1.29	0.71	0.00	0.41	0.57
10170	2.40	167	64	0.18	0.99	-0.12	1.06	0.47	0.00	0.49	0.99
10171	0.76	24	15	0.51	1.14	0.69	0.94	0.02	-0.01	0.51	0.82
10172	1.79	23	7	0.51	1.31	1.25	1.49	1.28	0.00	0.18	0.45
10173	1.63	187	93	0.17	1.09	1.34	1.04	0.43	0.00	0.42	0.79
10174	0.75	24	11	0.47	1.15	0.85	1.49	1.38	0.00	0.36	0.43
10175	0.77	23	14	0.48	1.25	1.17	1.14	0.55	0.00	0.29	0.54
10176	1.22	24	11	0.51	1.01	0.10	0.84	-0.23	0.00	0.59	1.04
10177	3.42	24	6	0.61	2.14	2.96	8.63	3.35	0.00	-0.02	-1.24
10178	2.76	24	6	0.54	1.17	0.69	2.00	1.43	0.00	0.31	0.63
10179	-0.17	22	16	0.60	0.75	-0.81	0.49	-0.45	0.00	0.66	1.38
10180	-1.24	23	21	0.79	0.89	-0.03	0.39	-0.25	-0.01	0.45	1.14
10181	0.89	24	10	0.48	1.13	0.71	1.13	0.46	0.00	0.40	0.72
10182	0.18	22	14	0.51	0.89	-0.47	0.73	-0.59	0.00	0.54	1.29
10183	0.13	21	11	0.53	0.92	-0.28	0.75	-0.31	0.00	0.60	1.22
10184	0.45	22	13	0.49	1.25	1.23	1.31	1.11	0.00	0.29	0.36
10185	-0.27	24	17	0.53	0.72	-1.15	1.27	0.68	0.00	0.58	1.27
10186	1.36	22	9	0.53	1.24	1.04	1.19	0.61	0.00	0.47	0.57

ItemID	Difficulty	n	Score	Error	IN.MSQ	IN.ZSTD	OUT.MSQ	OUT.ZSTD	Displace	PTME	Discrim
10187	1.68	23	12	0.53	1.45	1.64	1.96	2.05	0.00	0.37	0.09
10188	1.51	23	11	0.53	0.92	-0.26	0.95	0.02	0.00	0.63	1.12
10189	1.87	24	8	0.52	0.71	-1.20	0.95	0.05	0.00	0.64	1.35
10190	1.83	24	10	0.49	0.89	-0.47	0.76	-0.43	0.00	0.58	1.26
10191	1.21	22	13	0.50	0.61	-2.24	0.50	-1.38	-0.01	0.73	1.91
10192	2.41	24	7	0.53	0.78	-0.88	0.71	-0.46	0.00	0.63	1.31
10193	-0.15	24	17	0.50	0.75	-1.20	0.55	-0.97	-0.01	0.63	1.50
10194	0.92	24	14	0.53	1.00	0.10	0.93	-0.02	0.00	0.61	1.01
10195	-0.14	23	17	0.54	0.88	-0.33	1.04	0.23	0.00	0.53	1.09
10196	-0.19	25	19	0.58	0.83	-0.49	0.56	-0.56	0.00	0.62	1.26
10197	-0.88	23	19	0.63	1.17	0.55	1.08	0.38	0.00	0.35	0.83
10198	0.81	24	13	0.50	0.95	-0.17	0.80	-0.33	0.00	0.59	1.15
10199	0.44	24	15	0.47	1.08	0.45	0.99	0.09	0.00	0.39	0.86
10200	0.41	24	16	0.56	0.46	-2.06	0.32	-1.45	0.00	0.83	1.63
10201	-1.62	168	158	0.34	0.89	-0.36	0.50	-0.95	0.00	0.33	1.09
10202	-2.63	24	23	1.06	1.01	0.29	0.38	-0.11	0.00	0.28	1.05
10203	-2.03	24	22	0.82	0.60	-0.63	0.21	-0.38	-0.01	0.54	1.29
10204	1.08	24	14	0.54	1.15	0.59	1.04	0.25	0.00	0.57	0.83
10205	-2.57	23	22	1.08	0.61	-0.27	0.14	-0.55	0.00	0.42	1.24
10206	0.11	24	15	0.50	1.07	0.39	1.24	0.65	-0.01	0.47	0.80
10207	1.36	24	13	0.47	0.91	-0.46	0.87	-0.41	0.00	0.55	1.25
10208	-0.55	25	19	0.53	0.91	-0.25	0.65	-0.51	0.00	0.50	1.19
10209	-1.51	171	155	0.28	0.92	-0.35	0.73	-0.64	0.00	0.36	1.06
10210	-0.41	23	19	0.59	0.83	-0.45	0.59	-0.53	-0.01	0.46	1.25
10211	-1.31	21	18	0.68	1.22	0.62	0.84	0.12	0.00	0.28	0.89
10212	-0.11	22	17	0.57	1.25	0.99	1.43	0.78	0.00	0.28	0.53
10213	-0.73	23	19	0.63	0.86	-0.39	0.63	-0.15	-0.01	0.49	1.20
10214	-1.83	24	22	0.78	0.89	-0.03	0.41	-0.35	0.00	0.36	1.14
10215	-1.76	23	21	0.79	1.15	0.45	1.12	0.55	-0.01	0.22	0.87
10216	-0.08	169	137	0.21	1.02	0.18	0.91	-0.31	0.00	0.37	1.00
10217	0.58	24	16	0.49	1.29	1.30	1.38	1.09	0.00	0.25	0.39

ItemID	Difficulty	n	Score	Error	IN.MSQ	IN.ZSTD	OUT.MSQ	OUT.ZSTD	Displace	PTME	Discrim
10218	-0.17	24	18	0.60	0.95	-0.06	0.80	0.02	0.00	0.61	1.06
10219	-0.51	23	17	0.53	1.07	0.37	1.90	1.29	-0.01	0.30	0.65
10220	-1.33	21	17	0.68	0.91	-0.09	0.49	-0.39	0.00	0.63	1.17
10221	-1.95	24	22	0.82	1.02	0.22	2.33	1.17	-0.01	0.25	0.81
10222	0.26	24	16	0.51	0.71	-1.72	0.60	-1.23	-0.01	0.62	1.83
10223	-0.23	24	18	0.52	0.80	-0.87	0.56	-0.65	-0.01	0.55	1.39
10224	-0.01	24	18	0.52	1.28	1.07	1.06	0.28	0.00	0.25	0.68
10225	0.72	202	139	0.17	0.98	-0.26	0.92	-0.48	0.00	0.45	1.05
10226	0.70	24	14	0.50	0.65	-1.52	0.62	-0.96	0.00	0.73	1.53
10227	0.81	22	15	0.53	0.75	-1.09	0.63	-0.89	0.00	0.64	1.46
10228	1.54	24	12	0.47	0.77	-1.31	0.64	-1.29	0.00	0.66	1.61
10229	0.54	26	18	0.51	0.84	-0.62	0.63	-0.84	0.00	0.62	1.30
10230	0.41	170	124	0.19	0.87	-1.46	0.72	-1.54	0.00	0.53	1.24
10231	-1.53	23	20	0.68	1.16	0.52	1.07	0.47	-0.01	0.26	0.82
10232	0.37	23	14	0.53	1.17	0.75	1.00	0.14	0.00	0.51	0.77
10233	-0.08	173	140	0.21	0.91	-0.77	0.69	-1.41	0.00	0.45	1.14
10234	0.79	23	13	0.49	0.56	-2.50	0.48	-1.86	0.00	0.69	1.99
10235	0.01	24	16	0.51	0.97	-0.04	0.87	-0.13	0.00	0.51	1.08
10236	1.13	22	13	0.54	0.58	-2.05	0.49	-1.48	0.00	0.74	1.86
10237	1.03	23	14	0.50	0.92	-0.30	0.87	-0.28	0.00	0.55	1.17
10238	-0.94	176	158	0.27	1.07	0.43	1.11	0.41	0.00	0.26	0.95
10239	0.78	23	17	0.56	1.14	0.59	1.26	0.68	0.00	0.42	0.73
10240	0.04	24	18	0.54	1.39	1.44	1.66	1.21	-0.01	0.25	0.35
10241	0.36	24	18	0.55	1.10	0.52	0.95	0.15	-0.01	0.46	0.86
10242	-0.29	23	17	0.55	0.97	-0.04	1.14	0.43	0.00	0.46	0.98
10243	0.15	24	15	0.49	0.70	-1.57	0.58	-1.42	0.00	0.65	1.67
10244	0.56	24	13	0.50	1.01	0.10	0.84	-0.18	-0.01	0.56	1.04
10245	1.42	24	13	0.51	0.72	-1.45	0.59	-1.09	0.00	0.69	1.68
10246	-0.56	19	15	0.65	0.78	-0.71	0.53	-0.13	-0.01	0.54	1.38
10247	0.60	22	12	0.51	0.96	-0.12	0.80	-0.41	0.00	0.56	1.16
10248	0.51	23	16	0.54	1.52	1.91	1.55	1.13	-0.01	0.26	0.11

ItemID	Difficulty	n	Score	Error	IN.MSQ	IN.ZSTD	OUT.MSQ	OUT.ZSTD	Displace	PTME	Discrim
10249	-0.64	23	19	0.63	1.22	0.68	1.00	0.27	-0.01	0.34	0.82
10250	0.08	24	17	0.56	0.81	-0.65	1.05	0.27	0.00	0.60	1.17
10251	0.10	23	15	0.50	0.83	-0.76	0.68	-0.83	0.00	0.61	1.37
10252	-0.28	24	18	0.53	0.93	-0.23	0.81	-0.13	-0.01	0.43	1.14
10253	-1.16	24	20	0.60	0.75	-0.71	0.49	-0.55	-0.01	0.50	1.31
10254	-0.59	25	19	0.58	0.82	-0.54	0.63	-0.49	0.00	0.61	1.25
10255	-0.56	22	18	0.64	1.06	0.28	1.40	0.72	0.00	0.40	0.85
10256	-1.39	23	19	0.61	1.31	0.93	1.26	0.56	0.00	0.24	0.67
10257	-0.29	22	17	0.60	0.65	-1.29	0.40	-0.78	-0.01	0.65	1.51
10258	-2.98	22	21	1.07	0.94	0.20	0.32	-0.20	-0.01	0.30	1.09
10259	-0.45	23	18	0.55	0.61	-1.60	0.42	-1.00	-0.01	0.62	1.59
10260	-0.26	24	19	0.58	0.75	-0.79	0.47	-0.77	0.00	0.61	1.35
10261	0.14	24	16	0.49	1.12	0.66	0.96	0.05	-0.01	0.40	0.82
10262	-1.33	22	19	0.69	0.66	-0.73	0.36	-0.73	0.00	0.58	1.32
10263	-1.82	23	21	0.78	0.78	-0.27	0.34	-0.33	0.00	0.40	1.22
10264	-0.74	24	20	0.63	0.58	-1.30	0.31	-0.62	-0.01	0.62	1.46
10265	0.88	27	13	0.46	0.75	-1.33	0.79	-0.61	0.00	0.64	1.48
10266	0.99	24	15	0.48	0.71	-1.35	0.61	-1.32	0.00	0.70	1.55
10267	-0.20	24	19	0.60	0.79	-0.60	0.45	-0.73	-0.01	0.63	1.30
10268	0.59	24	15	0.53	0.80	-0.85	0.69	-0.62	-0.01	0.65	1.39
10269	-0.37	25	19	0.55	0.64	-1.61	0.44	-1.01	-0.01	0.62	1.60
10270	-0.04	23	15	0.50	0.75	-1.25	0.60	-1.04	-0.01	0.62	1.57
10271	-0.73	24	18	0.53	0.97	-0.06	0.70	-0.26	-0.01	0.45	1.15
10272	-1.74	24	21	0.75	0.76	-0.36	0.32	-0.37	0.00	0.60	1.23
10273	-0.69	191	172	0.25	0.90	-0.49	0.59	-1.16	0.00	0.37	1.10
10274	0.00	23	23	0.00	1.00	0.00	1.00	0.00	0.00	0.00	1.00
10275	0.00	24	24	0.00	1.00	0.00	1.00	0.00	0.00	0.00	1.00
10276	-0.50	23	19	0.63	0.68	-0.91	0.40	-0.75	0.00	0.60	1.38
10277	-0.44	24	18	0.53	0.91	-0.26	0.88	-0.17	0.00	0.46	1.12
10278	0.27	22	14	0.53	0.95	-0.11	0.91	-0.04	0.00	0.56	1.07
10279	0.95	24	13	0.49	1.20	0.98	1.10	0.40	0.00	0.45	0.62

ItemID	Difficulty	n	Score	Error	IN.MSQ	IN.ZSTD	OUT.MSQ	OUT.ZSTD	Displace	PTME	Discrim
10280	-0.18	22	18	0.62	0.60	-1.23	0.35	-0.74	-0.01	0.67	1.44
10281	2.20	23	10	0.48	0.94	-0.28	0.79	-0.27	0.00	0.52	1.22
10282	-0.55	23	17	0.54	1.13	0.54	1.67	1.25	0.00	0.31	0.71
10283	-1.62	23	21	0.83	0.75	-0.25	0.46	-0.06	0.00	0.51	1.15
10284	0.71	23	14	0.54	0.79	-0.74	0.63	-0.84	0.00	0.68	1.35
10285	0.21	23	15	0.49	1.19	0.94	1.15	0.49	0.00	0.34	0.62
10286	0.70	24	14	0.49	0.75	-1.22	0.70	-0.85	0.00	0.65	1.52
10287	0.95	24	14	0.48	0.94	-0.30	0.82	-0.43	0.00	0.54	1.21
10288	1.77	22	9	0.47	0.98	-0.04	0.90	-0.30	0.00	0.43	1.11
10289	0.97	24	12	0.49	0.81	-0.91	0.66	-0.95	0.00	0.64	1.44
10290	1.14	23	9	0.47	1.02	0.18	1.04	0.26	0.00	0.40	0.92
10291	0.87	24	12	0.53	0.93	-0.18	0.75	-0.54	0.00	0.66	1.16
10292	-0.49	24	19	0.56	1.32	1.07	1.58	1.09	0.00	0.22	0.57
10293	0.00	23	23	0.00	1.00	0.00	1.00	0.00	0.00	0.00	1.00
10294	0.00	24	24	0.00	1.00	0.00	1.00	0.00	0.00	0.00	1.00
10295	-1.35	23	21	0.77	1.04	0.25	0.62	-0.08	-0.01	0.29	1.03
10296	0.00	24	24	0.00	1.00	0.00	1.00	0.00	0.00	0.00	1.00
10297	-1.54	23	19	0.79	1.44	0.92	1.00	0.42	0.00	0.59	0.76
10298	-0.11	24	18	0.56	1.19	0.80	0.93	0.20	-0.01	0.45	0.75
10299	-2.96	24	22	0.82	0.62	-0.62	0.23	-0.36	-0.01	0.52	1.29
10300	-1.64	24	21	0.80	0.59	-0.64	0.23	-0.44	0.00	0.74	1.29
10301	-2.74	23	21	1.06	1.11	0.41	0.74	0.27	-0.01	0.53	0.92
10302	-0.72	23	19	0.60	0.85	-0.37	0.54	-0.41	0.00	0.48	1.23
10303	-0.27	24	15	0.51	1.00	0.06	1.00	0.15	0.00	0.53	0.99
10304	-1.89	23	21	0.82	1.42	0.85	1.07	0.46	0.00	0.18	0.77
10305	-0.65	22	16	0.64	0.44	-2.02	0.27	-0.81	0.00	0.77	1.64
10306	-2.37	23	22	1.04	0.85	0.11	0.30	-0.22	0.00	0.29	1.13
10307	-1.36	23	19	0.63	0.75	-0.64	0.50	-0.38	0.00	0.58	1.27
10308	-1.50	24	21	0.65	0.88	-0.15	0.60	-0.01	-0.01	0.36	1.12
10309	-1.44	23	19	0.68	0.72	-0.65	0.44	-0.41	-0.01	0.59	1.32
10310	-1.30	24	21	0.72	0.99	0.12	1.26	0.59	0.00	0.39	0.94

ItemID	Difficulty	n	Score	Error	IN.MSQ	IN.ZSTD	OUT.MSQ	OUT.ZSTD	Displace	PTME	Discrim
10311	-1.68	23	21	0.79	1.33	0.75	9.90	2.92	-0.01	-0.02	0.26
10312	-1.71	23	20	0.77	0.51	-1.05	0.20	-0.44	-0.01	0.72	1.37
10313	0.49	171	127	0.19	1.03	0.33	1.13	0.77	0.00	0.35	0.93
10314	1.34	24	12	0.50	1.23	1.06	1.44	1.43	0.00	0.45	0.41
10315	0.63	23	15	0.58	1.31	1.12	1.10	0.35	0.00	0.56	0.61
10316	0.64	24	14	0.50	0.90	-0.34	0.90	-0.20	0.00	0.61	1.17
10317	0.92	23	12	0.51	0.92	-0.28	0.82	-0.49	0.00	0.62	1.20
10318	0.16	23	17	0.55	0.83	-0.62	0.62	-0.48	-0.01	0.59	1.29
10319	2.00	24	10	0.50	1.00	0.09	0.84	-0.26	0.00	0.57	1.05
10320	-0.06	177	141	0.20	0.90	-0.92	0.98	-0.02	0.00	0.40	1.10
10321	0.47	23	15	0.53	0.56	-1.99	0.40	-1.58	0.00	0.80	1.67
10322	-0.55	23	16	0.53	0.93	-0.29	0.71	-0.44	-0.01	0.52	1.23
10323	-0.33	192	155	0.20	0.99	-0.05	1.06	0.33	0.00	0.34	1.00
10324	-0.03	23	17	0.52	0.95	-0.14	0.81	-0.25	0.00	0.42	1.12
10325	1.08	23	12	0.50	0.82	-0.89	0.71	-0.76	0.00	0.64	1.46
10326	-0.28	23	15	0.51	1.02	0.16	0.89	-0.05	-0.01	0.51	1.00
10327	-0.03	23	17	0.55	1.64	2.10	2.83	2.18	-0.01	0.06	-0.06
10328	0.13	22	15	0.53	1.05	0.29	0.90	-0.13	0.00	0.48	0.97
10329	0.16	24	16	0.50	0.70	-1.29	0.69	-0.72	0.00	0.67	1.45
10330	-0.13	24	16	0.51	0.52	-2.29	0.40	-1.42	0.00	0.77	1.76
10331	-1.51	25	22	0.66	0.98	0.08	0.71	-0.02	-0.01	0.33	1.04
10332	0.34	23	15	0.54	1.04	0.24	0.79	-0.28	0.00	0.57	1.03
10333	0.00	22	17	0.57	0.91	-0.23	0.77	-0.31	0.00	0.45	1.16
10334	-1.74	24	22	0.77	1.18	0.50	1.15	0.55	0.00	0.15	0.85
10335	-2.13	179	172	0.40	0.97	0.03	0.48	-0.82	0.00	0.28	1.05
10336	-1.20	23	20	0.66	1.15	0.48	0.83	0.11	-0.01	0.26	0.93
10337	-0.63	21	15	0.56	1.09	0.42	1.01	0.19	0.00	0.43	0.86
10338	-1.64	21	20	1.04	0.96	0.24	0.45	-0.02	0.00	0.27	1.07
10339	-1.58	23	20	0.69	0.89	-0.15	0.44	-0.03	-0.01	0.46	1.17
10340	-2.35	22	21	1.06	0.92	0.18	0.30	-0.24	-0.01	0.36	1.10
10341	0.26	22	16	0.55	0.90	-0.29	0.68	-0.37	-0.01	0.56	1.19

ItemID	Difficulty	n	Score	Error	IN.MSQ	IN.ZSTD	OUT.MSQ	OUT.ZSTD	Displace	PTME	Discrim
10342	-1.10	23	19	0.62	0.94	-0.05	0.56	-0.17	0.00	0.48	1.14
10343	-1.90	24	21	0.73	0.76	-0.34	0.38	-0.39	0.00	0.61	1.21
10344	-1.07	23	18	0.57	0.72	-0.93	0.50	-0.92	0.00	0.58	1.38
10345	-0.85	24	21	0.68	1.09	0.35	0.68	-0.01	0.00	0.35	0.99
10346	-1.85	24	22	0.78	1.11	0.37	0.91	0.40	-0.01	0.24	0.92
10347	-0.91	24	20	0.63	0.81	-0.50	0.60	-0.07	-0.01	0.51	1.21
10348	-1.76	193	180	0.30	0.89	-0.42	0.47	-1.33	0.00	0.36	1.11
10349	-1.41	21	17	0.61	1.09	0.43	0.72	0.12	-0.01	0.36	0.93
10350	-1.98	22	20	0.78	0.83	-0.15	0.37	-0.19	-0.01	0.40	1.18
10351	-2.10	24	22	0.76	0.99	0.17	0.67	0.08	0.00	0.24	1.04
10352	-2.11	24	22	0.78	0.78	-0.25	0.34	-0.25	0.00	0.38	1.21
10353	-1.76	23	21	0.81	1.20	0.53	1.08	0.52	-0.01	0.24	0.85
10354	-0.42	23	16	0.54	0.73	-1.05	0.51	-0.62	-0.01	0.65	1.45
10355	-0.48	24	20	0.61	1.39	1.13	2.36	1.36	-0.01	0.12	0.40
10356	-1.21	24	20	0.62	1.09	0.37	0.87	0.03	0.00	0.41	0.95
10357	-0.05	24	20	0.60	0.61	-1.24	0.37	-1.05	-0.01	0.62	1.45
10358	0.44	24	15	0.49	0.54	-2.56	0.45	-1.67	0.00	0.75	1.96
10359	0.01	24	18	0.55	0.57	-1.54	0.50	-1.16	0.00	0.72	1.50
10360	1.07	22	12	0.52	1.05	0.27	0.92	-0.10	0.00	0.55	0.97
10361	-0.43	23	17	0.55	1.00	0.06	0.73	-0.12	-0.01	0.48	1.09
10362	-0.17	24	19	0.60	0.78	-0.62	0.46	-0.73	-0.01	0.64	1.30
10363	-1.12	24	20	0.67	1.03	0.20	0.98	0.29	-0.01	0.51	0.97
10364	-0.27	22	16	0.55	0.86	-0.52	0.70	-0.32	-0.01	0.53	1.27
10365	-0.26	26	19	0.52	0.86	-0.51	0.63	-0.56	0.00	0.57	1.26
10366	-0.74	23	18	0.62	1.09	0.37	2.00	1.28	0.00	0.46	0.76
10367	-0.26	21	14	0.51	0.77	-1.12	0.67	-0.60	0.00	0.57	1.54
10368	2.41	25	6	0.54	0.87	-0.38	0.65	-0.60	0.00	0.60	1.21
10369	-1.06	24	21	0.66	1.21	0.62	1.70	0.98	0.00	0.16	0.72
10370	1.09	23	11	0.49	0.73	-1.30	0.63	-1.10	-0.01	0.69	1.55
10371	1.85	24	8	0.53	1.06	0.31	1.33	0.81	0.00	0.51	0.86
10372	-0.48	20	14	0.61	1.36	1.20	1.32	0.63	0.00	0.43	0.47

ItemID	Difficulty	n	Score	Error	IN.MSQ	IN.ZSTD	OUT.MSQ	OUT.ZSTD	Displace	PTME	Discrim
10373	-1.35	24	20	0.66	0.57	-1.10	0.30	-0.57	0.00	0.69	1.39
10374	-0.01	23	18	0.56	0.96	-0.03	0.85	-0.03	0.00	0.42	1.06
10375	-1.12	24	19	0.62	1.01	0.15	1.16	0.45	0.00	0.51	0.91
10376	-0.52	24	18	0.54	0.68	-1.41	0.46	-0.77	-0.01	0.62	1.54
10377	-0.74	24	19	0.58	0.93	-0.11	0.76	-0.12	-0.01	0.50	1.09
10378	-1.04	179	160	0.26	0.79	-1.21	0.54	-1.36	0.00	0.46	1.17
10379	-0.81	24	18	0.58	0.38	-2.39	0.24	-1.54	0.00	0.85	1.64
10380	-0.67	23	19	0.62	1.48	1.30	1.23	0.54	0.00	0.20	0.55
10381	0.48	22	14	0.54	0.95	-0.13	0.95	0.03	0.00	0.56	1.06
10382	0.45	24	14	0.49	0.58	-2.45	0.50	-1.98	0.00	0.73	2.00
10383	0.85	24	12	0.47	1.08	0.50	0.99	0.07	0.00	0.44	0.84
10384	0.65	23	15	0.50	0.70	-1.56	0.60	-1.22	0.00	0.63	1.71
10385	0.83	21	13	0.51	0.65	-1.81	0.52	-1.36	0.00	0.72	1.76
10386	1.13	24	12	0.48	1.03	0.22	0.90	-0.17	0.00	0.52	0.99
10387	-0.33	24	18	0.51	0.86	-0.57	0.65	-0.73	-0.01	0.51	1.30
10388	-0.93	21	17	0.61	1.10	0.41	1.09	0.36	0.00	0.29	0.87
10389	0.26	22	14	0.52	0.78	-0.92	0.64	-0.84	0.00	0.65	1.43
10390	-0.01	24	16	0.51	0.90	-0.36	0.75	-0.39	0.00	0.54	1.22
10391	0.74	24	16	0.49	1.29	1.27	1.24	0.70	-0.01	0.27	0.50
10392	-0.25	24	17	0.49	1.01	0.11	1.03	0.21	-0.01	0.35	0.95
10393	1.27	23	11	0.52	1.13	0.65	1.13	0.49	0.00	0.52	0.70
10394	-1.13	24	21	0.70	0.58	-1.06	0.26	-0.60	-0.01	0.62	1.39
10395	-1.54	24	20	0.64	0.71	-0.72	0.36	-0.20	0.00	0.59	1.32
10396	-1.16	24	21	0.72	0.68	-0.59	0.32	-0.42	0.00	0.58	1.28
10397	0.02	25	19	0.52	0.84	-0.53	0.86	-0.18	0.00	0.55	1.19
10398	-0.16	21	15	0.58	1.09	0.42	2.30	1.95	0.00	0.45	0.60
10399	-0.47	24	19	0.59	0.74	-0.80	0.47	-0.53	0.00	0.59	1.36
10400	-1.25	24	21	0.65	1.06	0.28	1.66	0.87	0.00	0.17	0.85
10401	-2.65	24	23	1.05	1.18	0.48	5.78	2.17	0.00	-0.11	0.64
10402	-0.77	24	20	0.59	1.23	0.75	1.69	1.16	0.00	0.13	0.65
10403	-0.68	24	19	0.57	0.86	-0.39	0.67	-0.29	-0.01	0.54	1.18

ItemID	Difficulty	n	Score	Error	IN.MSQ	IN.ZSTD	OUT.MSQ	OUT.ZSTD	Displace	PTME	Discrim
10404	0.64	23	15	0.52	1.29	1.22	1.25	0.67	0.00	0.37	0.46
10405	4.68	24	2	0.84	1.71	1.26	2.77	1.33	0.00	-0.05	0.38
10406	2.16	24	7	0.52	2.32	3.95	4.57	4.10	0.00	-0.48	-1.42
10407	0.00	23	23	0.00	1.00	0.00	1.00	0.00	0.00	0.00	1.00
10408	-2.47	24	23	1.07	1.22	0.52	1.12	0.55	-0.01	0.14	0.82
10409	-1.72	24	22	0.78	0.70	-0.46	0.28	-0.26	-0.01	0.44	1.26
10410	1.53	20	8	0.62	0.95	-0.05	0.73	-0.22	0.00	0.69	1.12
10411	2.24	23	11	0.49	0.71	-1.60	0.72	-0.98	0.00	0.68	1.71
10412	0.18	23	16	0.51	1.41	1.65	1.89	1.60	0.00	0.15	0.17
10413	0.44	24	16	0.51	1.03	0.19	0.95	0.03	0.00	0.49	0.96
10414	-0.69	24	19	0.57	1.25	0.93	1.11	0.39	0.00	0.30	0.67
10415	0.28	23	14	0.52	0.98	-0.01	0.79	-0.17	-0.01	0.56	1.09
10416	-1.26	22	19	0.67	1.21	0.63	1.31	0.62	-0.01	0.22	0.76
10417	0.16	23	16	0.54	1.00	0.11	2.46	2.02	-0.01	0.45	0.80
10418	-2.48	23	22	1.05	0.77	0.00	0.21	-0.39	0.00	0.36	1.17
10419	-2.04	25	23	0.78	1.11	0.38	3.52	1.64	-0.01	0.08	0.76
10420	1.94	24	9	0.57	1.19	0.65	1.25	0.62	0.00	0.59	0.79
10421	-1.77	23	21	0.80	0.74	-0.32	0.42	-0.22	0.00	0.40	1.20
10422	-1.72	23	21	0.76	1.14	0.42	1.20	0.55	0.00	0.06	0.88
10423	-0.29	22	17	0.58	0.75	-0.87	0.55	-0.58	-0.01	0.57	1.39
10424	-0.35	24	18	0.54	0.77	-0.82	0.54	-0.69	0.00	0.58	1.37
10425	-0.47	24	18	0.54	0.91	-0.24	0.79	-0.10	0.00	0.48	1.14
10426	0.81	22	13	0.52	0.92	-0.30	0.76	-0.29	0.00	0.58	1.19
10427	0.65	22	9	0.47	0.99	0.02	0.98	-0.01	0.00	0.41	1.03
10428	0.47	24	13	0.45	1.30	1.64	1.31	1.28	0.00	0.17	0.19
10429	-1.66	23	21	0.81	1.29	0.65	5.00	2.22	-0.01	0.04	0.63
10430	-2.40	23	22	1.06	1.07	0.37	0.61	0.15	-0.01	0.22	0.99
10431	-2.52	22	20	1.05	1.12	0.42	1.04	0.50	0.00	0.54	0.92
10432	-0.33	171	144	0.23	1.10	0.76	1.21	0.80	0.00	0.26	0.89
10433	1.37	23	12	0.56	1.36	1.24	1.79	1.45	0.00	0.50	0.36
10434	0.36	22	14	0.51	0.96	-0.10	1.13	0.51	0.00	0.45	0.99

ItemID	Difficulty	n	Score	Error	IN.MSQ	IN.ZSTD	OUT.MSQ	OUT.ZSTD	Displace	PTME	Discrim
10435	2.34	24	10	0.49	1.22	0.98	1.28	0.95	0.00	0.39	0.57
10436	0.91	24	14	0.50	0.91	-0.33	0.90	-0.13	0.00	0.60	1.16
10437	-1.51	22	18	0.64	0.88	-0.24	0.51	0.01	-0.01	0.51	1.20
10438	-1.83	24	22	0.77	0.70	-0.43	0.27	-0.46	-0.01	0.50	1.25
10439	-0.26	25	18	0.49	1.00	0.07	0.91	-0.10	0.00	0.38	1.03
10440	-0.25	22	15	0.53	1.08	0.45	0.80	-0.14	0.00	0.46	0.95
10441	-0.90	23	18	0.71	1.45	1.03	1.84	0.98	0.00	0.54	0.57
10442	1.12	22	13	0.54	1.30	1.29	1.31	0.81	0.00	0.46	0.36
10443	1.60	22	10	0.50	1.01	0.12	0.94	-0.06	0.00	0.52	1.01
10444	-0.03	22	15	0.50	0.87	-0.57	0.74	-0.67	0.00	0.51	1.33
10445	-1.02	21	18	0.67	1.06	0.28	2.64	1.46	0.00	0.20	0.70
10446	-0.49	23	19	0.63	0.65	-0.94	0.41	-0.98	0.00	0.62	1.38
10447	1.19	22	13	0.54	0.79	-0.95	0.64	-0.95	0.00	0.67	1.51
10448	-0.71	23	19	0.66	0.79	-0.45	0.47	-0.28	0.00	0.58	1.25
10449	0.36	24	16	0.52	1.23	1.05	1.17	0.51	0.00	0.42	0.61
10450	-0.31	24	20	0.59	0.90	-0.21	0.65	-0.36	0.00	0.44	1.16
30006	1.71	17	7	0.56	1.40	1.72	1.81	1.92	0.00	0.12	-0.10
30011	1.00	21	10	0.49	1.22	1.26	1.26	1.24	0.00	0.24	0.22
30104	1.85	15	6	0.64	1.65	2.06	1.67	1.15	0.00	0.26	-0.29
30105	0.01	25	18	0.52	0.80	-0.73	0.92	-0.03	0.00	0.56	1.24
30106	-2.31	23	21	0.93	0.30	-1.31	0.10	-0.67	-0.01	0.69	1.40
30108	-1.02	24	21	0.71	0.91	-0.01	0.82	0.12	0.00	0.48	1.05
30110	-1.65	20	18	0.77	0.88	-0.05	0.50	0.03	-0.01	0.33	1.14
30111	-0.96	22	19	0.67	0.88	-0.19	0.55	-0.34	-0.01	0.45	1.16
30112	-1.02	23	20	0.68	0.74	-0.54	0.54	-0.26	-0.01	0.53	1.21
30114	0.06	166	128	0.20	1.06	0.62	1.51	2.13	0.00	0.31	0.84
30115	0.00	17	17	0.00	1.00	0.00	1.00	0.00	0.00	0.00	1.00
30116	-0.96	19	17	0.78	1.26	0.62	1.48	0.75	-0.01	0.06	0.75
30117	-0.52	24	18	0.52	1.22	0.90	0.98	0.14	-0.01	0.29	0.74
30118	-0.59	21	17	0.61	0.79	-0.70	0.56	-0.40	0.00	0.47	1.38
30123	0.09	21	15	0.55	1.69	2.39	1.67	1.15	-0.01	0.04	-0.10

ItemID	Difficulty	n	Score	Error	IN.MSQ	IN.ZSTD	OUT.MSQ	OUT.ZSTD	Displace	PTME	Discrim
30124	-0.26	19	15	0.65	1.14	0.50	0.98	0.22	0.00	0.41	0.87
30125	-1.89	22	19	0.78	1.08	0.33	0.80	0.32	-0.01	0.49	0.96
30126	2.74	23	7	0.61	0.73	-0.78	0.55	-0.27	0.00	0.72	1.32
30129	1.43	22	10	0.54	1.22	0.83	1.49	1.22	0.00	0.48	0.59
30134	0.00	22	21	0.00	1.00	0.00	1.00	0.00	0.00	0.00	1.00
30135	-2.88	25	24	1.04	1.09	0.39	1.06	0.51	-0.01	0.11	0.93
30148	0.06	15	11	0.71	1.35	1.00	1.37	0.67	-0.01	0.37	0.53
30149	1.67	26	13	0.46	0.85	-0.72	0.74	-0.64	0.00	0.61	1.35
30251	-2.11	21	20	1.07	0.73	-0.08	0.22	-0.37	-0.01	0.38	1.20
30253	0.00	14	14	0.00	1.00	0.00	1.00	0.00	0.00	0.00	1.00
30256	-1.05	30	24	0.52	0.66	-1.26	0.47	-0.89	0.00	0.61	1.42
30257	0.21	17	12	0.61	1.07	0.35	1.04	0.25	0.00	0.43	0.87
30258	-0.18	22	16	0.56	1.07	0.34	0.82	-0.11	0.00	0.48	0.98
30259	-1.01	26	21	0.56	0.81	-0.71	0.49	-0.28	-0.01	0.50	1.34
30261	-2.32	22	20	0.84	0.69	-0.43	0.26	-0.30	-0.01	0.57	1.24
30265	-2.17	16	15	1.07	1.04	0.33	0.59	0.13	0.00	0.25	1.02
30266	-0.75	23	19	0.61	0.95	-0.07	0.69	-0.06	-0.01	0.40	1.09
30267	0.00	20	20	0.00	1.00	0.00	1.00	0.00	0.00	0.00	1.00
30268	-1.30	15	12	0.71	1.14	0.51	0.91	0.26	-0.01	0.31	0.84
30269	-1.00	27	23	0.64	1.32	0.85	1.08	0.39	0.00	0.35	0.76
30271	-2.82	25	24	1.05	0.84	0.09	0.25	-0.32	0.00	0.31	1.13
30275	2.00	637	239	0.10	1.06	1.36	1.17	1.78	0.00	0.51	0.86
30308	0.58	636	391	0.10	0.98	-0.41	0.95	-0.58	0.00	0.53	1.05
30401	-0.43	20	15	0.70	1.04	0.24	1.50	0.82	0.00	0.61	0.88
30402	-1.92	23	21	0.77	1.10	0.35	2.76	1.32	0.00	0.08	0.77
30403	-2.29	20	19	1.05	0.94	0.22	0.40	-0.08	-0.01	0.30	1.08
30404	-1.80	33	31	0.76	0.85	-0.09	0.34	-0.28	0.00	0.35	1.15
30405	0.61	20	12	0.57	1.16	0.68	1.27	0.61	-0.01	0.51	0.68
30406	-0.64	32	26	0.52	0.99	0.07	0.71	-0.27	0.00	0.47	1.06
30410	-0.36	12	9	0.70	0.96	0.00	1.15	0.45	0.00	0.30	0.98
30413	0.04	24	17	0.52	1.12	0.58	1.09	0.35	-0.01	0.44	0.81

ItemID	Difficulty	n	Score	Error	IN.MSQ	IN.ZSTD	OUT.MSQ	OUT.ZSTD	Displace	PTME	Discrim
30416	-0.80	35	29	0.48	1.12	0.54	0.86	-0.06	-0.01	0.29	0.91
30417	1.02	28	16	0.48	1.00	0.09	1.02	0.20	0.00	0.57	0.96
30419	-0.77	25	21	0.63	0.52	-1.48	0.26	-1.04	-0.01	0.70	1.46
30421	-0.95	24	20	0.60	0.81	-0.58	0.52	-0.55	-0.01	0.47	1.29
30422	-0.53	25	18	0.52	1.27	1.18	1.88	1.39	0.00	0.30	0.36
30424	0.17	34	23	0.41	1.03	0.25	1.08	0.38	0.00	0.39	0.92
30457	-1.08	27	24	0.65	1.18	0.55	1.06	0.34	0.00	0.19	0.86
30458	-1.18	21	17	0.67	1.56	1.31	1.62	0.85	0.00	0.25	0.44
30459	1.94	25	10	0.49	0.80	-0.91	0.65	-0.82	0.00	0.65	1.43
30511	-0.74	19	15	0.62	1.02	0.17	0.96	0.15	-0.01	0.37	0.97
30512	-1.04	17	14	0.68	0.82	-0.36	0.55	-0.54	0.00	0.53	1.25
30513	-0.06	19	13	0.60	1.48	1.72	1.33	0.68	-0.01	0.36	0.19
30514	-0.93	21	16	0.62	1.31	1.00	1.76	0.97	0.00	0.37	0.49
30515	-0.15	20	14	0.55	1.19	0.81	1.16	0.57	0.00	0.30	0.63
30517	0.49	18	12	0.58	1.17	0.69	1.74	1.67	0.00	0.31	0.49
30518	-1.71	32	28	0.57	0.97	0.05	0.89	0.22	0.00	0.30	1.01
30519	0.89	15	9	0.65	0.86	-0.39	0.69	-0.43	0.00	0.65	1.30
30520	-0.50	21	15	0.54	1.43	1.69	1.42	0.90	-0.01	0.13	0.27
30555	0.40	18	12	0.58	1.40	1.45	1.51	1.45	0.00	0.25	0.14
30557	-0.59	23	19	0.60	0.85	-0.38	0.81	0.00	-0.01	0.43	1.14
30559	-1.88	15	14	1.07	1.24	0.54	3.04	1.42	-0.01	-0.08	0.67
30560	-1.39	20	16	0.67	1.03	0.21	0.64	-0.11	-0.01	0.51	1.05
30561	0.71	23	13	0.47	0.66	-2.01	0.57	-1.57	0.00	0.71	1.86
30564	0.68	14	9	0.63	1.28	1.02	1.30	0.75	0.00	0.23	0.42
30579	-0.01	23	17	0.55	1.37	1.31	1.10	0.37	-0.01	0.33	0.57
30583	-0.94	19	16	0.67	0.93	-0.08	0.58	-0.18	-0.01	0.38	1.16
30589	-0.94	27	21	0.53	1.20	0.80	1.50	0.79	-0.01	0.33	0.60
30590	0.00	13	12	0.00	1.00	0.00	1.00	0.00	0.00	0.00	1.00
30591	-0.95	19	17	0.79	0.95	0.09	0.52	-0.10	0.00	0.35	1.11
30594	-1.94	169	161	0.38	0.96	-0.03	0.60	-0.50	0.00	0.28	1.04
30595	-1.59	26	23	0.68	1.14	0.47	0.83	0.26	-0.01	0.33	0.91

ItemID	Difficulty	n	Score	Error	IN.MSQ	IN.ZSTD	OUT.MSQ	OUT.ZSTD	Displace	PTME	Discrim
30598	-0.95	23	20	0.69	1.29	0.82	2.49	1.27	-0.01	0.15	0.53
30600	-0.16	20	15	0.59	0.88	-0.39	0.98	0.19	-0.01	0.47	1.14
30601	-0.40	29	22	0.51	0.68	-1.31	0.93	0.11	-0.01	0.61	1.32
30602	0.63	22	13	0.48	0.80	-1.09	0.81	-0.55	0.00	0.59	1.47
30605	1.75	26	12	0.49	0.99	0.01	0.93	-0.10	0.00	0.59	1.04
30606	0.82	16	10	0.60	0.90	-0.31	0.80	-0.22	0.00	0.55	1.21
30608	0.99	20	11	0.52	0.91	-0.33	0.81	-0.44	0.00	0.56	1.23
30609	0.81	22	12	0.53	0.85	-0.60	0.72	-0.62	0.00	0.64	1.31
30613	-0.16	22	18	0.61	0.96	-0.02	2.41	1.69	-0.01	0.32	0.84
30618	1.37	19	9	0.53	0.80	-0.88	0.81	-0.41	0.00	0.60	1.42
30619	1.21	23	13	0.54	0.98	0.03	0.86	-0.19	0.00	0.62	1.06
30701	-1.54	21	18	0.66	0.80	-0.41	0.44	-0.61	0.00	0.52	1.25
30702	0.00	19	19	0.00	1.00	0.00	1.00	0.00	0.00	0.00	1.00
30703	-1.88	15	14	1.10	1.35	0.67	1.88	0.97	-0.01	0.03	0.64
30705	-2.61	16	15	1.07	0.92	0.17	0.42	-0.06	0.00	0.30	1.10
30706	-2.21	14	13	1.25	0.35	-0.81	0.10	-0.68	-0.01	0.62	1.40
30707	0.04	23	17	0.60	0.92	-0.20	0.62	-0.33	0.00	0.62	1.19
30708	-1.27	23	20	0.67	1.21	0.63	1.11	0.41	0.00	0.23	0.79
30709	-0.98	18	15	0.69	1.08	0.33	1.02	0.39	-0.01	0.31	0.88
30710	-0.27	31	21	0.45	1.37	1.58	1.54	1.41	0.00	0.29	0.38
30711	-2.01	17	16	1.08	0.84	0.05	0.31	-0.22	-0.01	0.37	1.16
30715	-1.22	30	25	0.55	1.06	0.28	0.69	-0.13	0.00	0.40	1.02
30716	-2.73	22	21	1.05	1.14	0.44	1.84	0.95	0.00	-0.01	0.84
30717	0.00	12	12	0.00	1.00	0.00	1.00	0.00	0.00	0.00	1.00
30718	-0.66	20	17	0.68	0.82	-0.36	0.64	-0.21	-0.01	0.47	1.19
30724	-0.23	18	13	0.66	0.71	-0.81	0.51	-0.75	0.00	0.67	1.40
30725	0.05	22	17	0.63	1.01	0.13	1.13	0.40	0.00	0.55	0.93
30735	1.82	18	5	0.58	0.75	-0.89	0.57	-0.87	0.00	0.63	1.45
30736	1.56	19	7	0.57	1.05	0.26	0.91	-0.04	0.00	0.53	0.97
30738	0.41	20	13	0.56	0.80	-0.72	0.63	-0.88	0.00	0.64	1.39
30741	0.00	24	24	0.00	1.00	0.00	1.00	0.00	0.00	0.00	1.00

ItemID	Difficulty	n	Score	Error	IN.MSQ	IN.ZSTD	OUT.MSQ	OUT.ZSTD	Displace	PTME	Discrim
30742	-0.60	17	13	0.70	1.54	1.36	3.50	1.91	0.00	0.23	0.18
30743	0.05	19	12	0.57	1.20	0.88	0.95	0.16	-0.01	0.45	0.70
30745	0.08	14	11	0.74	1.05	0.25	1.28	0.59	0.00	0.40	0.89
30746	-1.71	28	26	0.78	0.76	-0.29	0.31	-0.41	-0.01	0.42	1.21
30747	2.54	18	6	0.60	1.18	0.71	1.23	0.54	0.00	0.42	0.64
30754	1.57	22	7	0.51	1.04	0.25	1.06	0.29	0.00	0.38	0.92
30756	0.18	17	11	0.60	1.36	1.47	1.46	0.98	0.00	0.33	0.08
30757	0.86	16	8	0.57	1.40	1.73	1.35	1.14	0.00	0.25	-0.08
30760	-0.49	20	15	0.60	1.03	0.20	0.71	-0.23	-0.01	0.50	1.04
30761	0.00	18	17	0.00	1.00	0.00	1.00	0.00	0.00	0.00	1.00
30852	0.47	10	7	0.79	0.56	-1.30	0.41	-0.82	-0.01	0.77	1.71
30856	1.86	27	11	0.48	1.31	1.34	1.48	1.12	0.00	0.42	0.42
30864	0.13	18	12	0.59	1.00	0.10	0.83	-0.11	0.00	0.54	1.04
30871	0.24	19	10	0.55	1.69	2.45	1.82	1.78	0.00	0.13	-0.32
30873	0.00	19	19	0.00	1.00	0.00	1.00	0.00	0.00	0.00	1.00
30875	-3.06	21	20	1.06	1.09	0.38	0.69	0.22	0.00	0.18	0.97
30884	-1.18	9	7	1.08	1.18	0.48	1.65	0.89	0.00	0.58	0.78
30889	-1.54	17	15	0.81	1.31	0.71	1.03	0.39	-0.01	0.14	0.80
30890	0.19	27	16	0.44	1.28	1.59	1.14	0.47	0.00	0.28	0.36
30907	0.07	16	12	0.68	0.66	-0.92	0.49	-0.69	0.00	0.67	1.45
30912	1.58	27	11	0.50	1.50	1.94	2.21	1.90	0.00	0.38	0.01
30945	2.13	25	9	0.53	1.05	0.28	1.92	1.44	0.00	0.52	0.75
31001	-1.52	29	26	0.66	0.86	-0.20	0.76	-0.01	-0.01	0.43	1.10
31003	-1.17	12	9	0.75	0.92	-0.12	0.84	0.16	-0.01	0.46	1.09
31012	0.09	30	21	0.46	0.90	-0.38	0.79	-0.47	0.00	0.53	1.19
31013	-2.65	17	16	1.13	0.45	-0.57	0.11	-0.63	0.00	0.50	1.32
31014	0.05	24	16	0.49	0.93	-0.30	0.82	-0.29	0.00	0.50	1.18
31015	-2.17	19	18	1.06	0.76	-0.03	0.26	-0.30	0.00	0.36	1.18
31016	1.48	23	11	0.48	1.39	1.82	1.76	2.25	0.00	0.15	-0.05
31018	-0.46	17	12	0.60	1.09	0.43	0.95	0.10	-0.01	0.39	0.87
31019	-0.41	20	15	0.60	1.10	0.43	0.83	0.02	0.00	0.43	0.92

ItemID	Difficulty	n	Score	Error	IN.MSQ	IN.ZSTD	OUT.MSQ	OUT.ZSTD	Displace	PTME	Discrim
31020	1.80	25	12	0.51	0.98	0.00	1.07	0.30	0.00	0.62	1.00
31021	-0.84	14	12	0.85	0.60	-0.78	0.35	-0.69	-0.01	0.55	1.42
31022	-0.82	22	18	0.61	1.20	0.70	4.80	2.90	-0.01	0.13	0.44
31025	1.34	26	11	0.49	1.23	1.02	1.92	2.08	0.00	0.42	0.40
31156	-0.07	15	11	0.70	1.06	0.30	1.29	0.59	-0.01	0.46	0.79
31159	0.92	29	15	0.44	1.05	0.35	1.05	0.25	0.00	0.48	0.85
31160	-2.53	21	20	1.07	0.94	0.20	0.34	-0.17	0.00	0.30	1.08
31162	-2.09	23	21	0.77	1.17	0.48	0.98	0.45	-0.01	0.16	0.87
31163	0.76	340	238	0.13	1.13	2.16	1.24	2.01	0.00	0.32	0.73
31180	-0.45	28	23	0.54	1.12	0.46	1.28	0.62	-0.01	0.28	0.83
31181	0.00	15	15	0.00	1.00	0.00	1.00	0.00	0.00	0.00	1.00
31182	-0.21	21	14	0.53	1.04	0.24	0.82	-0.09	0.00	0.47	1.00
31186	-2.42	18	16	1.10	1.39	0.71	9.61	2.87	-0.01	0.38	0.25
31193	-1.54	22	19	0.71	0.87	-0.14	3.54	1.84	0.00	0.31	0.87
31200	-2.35	28	26	0.79	0.91	0.02	1.46	0.75	0.00	0.26	0.97
31201	-1.52	19	17	0.78	0.87	-0.09	0.45	-0.11	-0.01	0.40	1.16
31203	-0.85	176	151	0.24	1.00	0.07	0.91	-0.25	0.00	0.35	1.00
31205	0.64	29	17	0.47	1.18	0.81	1.27	0.79	0.00	0.50	0.70
31208	1.72	16	6	0.66	1.21	0.81	1.43	0.72	0.00	0.50	0.45
31209	1.32	16	9	0.64	1.36	1.12	2.21	1.76	0.00	0.41	0.33
31210	0.21	18	12	0.60	1.03	0.21	0.89	-0.10	0.00	0.52	1.00
1G11	-2.21	78	75	0.61	0.94	0.04	0.53	-0.25	0.00	0.28	1.05
1G110	-1.05	72	65	0.45	0.98	0.06	1.04	0.28	0.00	0.35	0.99
1G111	-0.20	87	70	0.30	0.99	-0.01	0.73	-0.78	0.00	0.43	1.07
1G112	-3.16	97	96	1.01	1.03	0.35	1.09	0.47	0.00	0.03	0.97
1G113	-1.30	149	138	0.33	0.86	-0.49	0.73	-0.47	0.00	0.35	1.09
1G114	0.19	73	61	0.34	0.94	-0.26	0.95	0.03	0.00	0.36	1.04
1G115	-0.94	76	66	0.37	0.81	-0.79	0.58	-1.00	0.00	0.47	1.18
1G116	-2.26	148	143	0.47	1.10	0.39	0.89	0.09	0.00	0.13	0.95
1G117	-0.12	74	56	0.30	1.12	0.77	1.06	0.30	0.00	0.33	0.85
1G118	-0.15	73	62	0.35	1.13	0.66	1.89	1.86	0.00	0.17	0.80

ItemID	Difficulty	n	Score	Error	IN.MSQ	IN.ZSTD	OUT.MSQ	OUT.ZSTD	Displace	PTME	Discrim
1G119	-0.19	79	66	0.32	0.92	-0.39	0.71	-0.77	0.00	0.36	1.13
1G12	-2.56	73	71	0.74	0.80	-0.12	0.25	-0.62	0.00	0.35	1.12
1G120	-1.34	79	74	0.48	0.86	-0.25	0.52	-0.63	0.00	0.35	1.10
1G121	-2.84	86	84	0.73	1.04	0.28	0.65	-0.06	0.00	0.14	1.00
1G122	-0.54	85	72	0.32	1.09	0.51	2.06	2.61	0.00	0.15	0.83
1G123	0.13	81	65	0.31	1.14	0.84	1.27	0.91	0.00	0.20	0.79
1G124	-0.06	71	58	0.34	0.91	-0.44	0.65	-0.87	0.00	0.46	1.15
1G125	-1.40	78	72	0.45	0.92	-0.15	0.56	-0.56	0.00	0.37	1.08
1G126	0.00	71	71	0.00	1.00	0.00	1.00	0.00	0.00	0.00	1.00
1G127	-1.44	85	78	0.43	1.03	0.19	0.96	0.15	0.00	0.29	0.98
1G128	-0.67	96	86	0.35	1.01	0.14	0.77	-0.35	0.00	0.26	1.02
1G129	-0.89	73	68	0.48	1.09	0.37	1.49	0.82	0.00	0.11	0.90
1G13	-2.41	76	73	0.61	0.84	-0.17	0.40	-0.50	0.00	0.33	1.11
1G130	-0.74	74	62	0.35	0.85	-0.67	0.61	-1.06	0.00	0.50	1.18
1G131	-0.73	73	66	0.42	0.95	-0.06	0.66	-0.50	0.00	0.35	1.06
1G132	0.00	78	78	0.00	1.00	0.00	1.00	0.00	0.00	0.00	1.00
1G133	0.93	73	46	0.27	1.14	1.17	1.11	0.67	0.00	0.35	0.73
1G134	-0.48	79	69	0.36	0.95	-0.14	0.72	-0.57	0.00	0.37	1.07
1G135	0.26	86	62	0.26	1.15	1.21	1.10	0.48	0.00	0.29	0.75
1G136	0.58	143	103	0.21	0.98	-0.13	0.85	-0.73	0.00	0.45	1.07
1G137	-1.95	85	81	0.52	0.90	-0.09	0.48	-0.69	0.00	0.29	1.08
1G138	0.23	74	59	0.30	1.11	0.68	1.06	0.31	0.00	0.19	0.87
1G139	0.36	71	54	0.31	1.14	0.90	1.12	0.46	0.00	0.35	0.81
1G14	-1.03	78	70	0.40	1.02	0.15	1.09	0.35	0.00	0.30	0.97
1G140	-1.53	71	67	0.53	0.87	-0.18	0.40	-0.66	0.00	0.35	1.11
1G15	-0.60	85	72	0.33	0.87	-0.57	0.53	-1.23	0.00	0.50	1.18
1G16	1.06	95	62	0.24	1.01	0.09	0.91	-0.47	0.00	0.41	1.03
1G17	0.19	73	61	0.34	1.04	0.29	0.93	-0.03	0.00	0.31	0.97
1G18	1.99	75	29	0.27	1.20	1.71	1.31	1.54	0.00	0.32	0.50
1G19	-0.31	74	58	0.31	1.33	1.80	2.59	3.79	0.00	0.05	0.42
1G21	-1.38	72	68	0.53	0.93	-0.02	0.50	-0.50	0.00	0.31	1.07

ItemID	Difficulty	n	Score	Error	IN.MSQ	IN.ZSTD	OUT.MSQ	OUT.ZSTD	Displace	PTME	Discrim
1G210	0.27	162	122	0.20	0.90	-0.98	0.82	-0.95	0.00	0.45	1.16
1G211	1.07	77	48	0.26	1.11	1.15	1.11	0.66	0.00	0.30	0.69
1G212	-0.65	73	63	0.37	0.96	-0.09	1.04	0.23	0.00	0.35	1.01
1G213	0.67	79	57	0.28	0.91	-0.68	0.74	-1.19	0.00	0.48	1.22
1G214	-0.46	86	71	0.31	1.37	1.95	1.92	2.13	0.00	0.00	0.50
1G215	-1.70	83	78	0.47	0.94	-0.04	0.58	-0.58	0.00	0.28	1.06
1G216	0.13	74	60	0.31	0.86	-0.76	0.72	-0.88	0.00	0.43	1.19
1G217	-1.89	71	68	0.61	0.96	0.09	0.47	-0.27	0.00	0.26	1.06
1G218	-1.20	78	71	0.43	0.98	0.05	1.52	0.94	0.00	0.28	0.96
1G219	-1.85	71	68	0.61	1.04	0.24	1.87	1.05	0.00	0.12	0.94
1G22	-0.72	84	72	0.34	0.89	-0.45	1.12	0.40	0.00	0.42	1.07
1G220	-0.25	95	81	0.31	1.02	0.16	0.85	-0.27	0.00	0.29	1.00
1G221	0.70	145	91	0.19	1.10	1.26	1.09	0.74	0.00	0.37	0.78
1G222	-0.19	73	64	0.38	0.89	-0.38	0.55	-0.89	0.00	0.42	1.14
1G223	-1.60	75	69	0.45	0.78	-0.61	0.41	-1.02	0.00	0.44	1.17
1G224	-0.62	74	61	0.34	1.11	0.58	1.02	0.16	0.00	0.31	0.91
1G225	0.20	72	58	0.32	1.11	0.67	1.32	0.98	0.00	0.26	0.84
1G226	-0.81	77	69	0.39	1.01	0.13	0.97	0.11	0.00	0.22	0.99
1G227	-1.79	73	69	0.54	0.84	-0.27	0.38	-0.75	0.00	0.40	1.12
1G228	2.96	79	23	0.28	1.44	2.87	2.27	4.05	0.00	0.06	0.10
1G229	-0.95	148	133	0.29	0.87	-0.60	0.56	-1.16	0.00	0.42	1.12
1G23	-1.00	86	76	0.36	1.04	0.24	1.15	0.46	0.00	0.24	0.94
1G230	-2.26	83	80	0.60	0.91	-0.02	0.41	-0.66	0.00	0.28	1.08
1G231	-0.43	74	65	0.37	1.04	0.25	1.19	0.56	0.00	0.15	0.93
1G232	-0.90	71	64	0.42	1.11	0.47	2.59	1.97	0.00	0.16	0.82
1G233	0.32	77	57	0.29	0.94	-0.34	0.79	-0.79	0.00	0.50	1.12
1G234	1.85	71	35	0.27	1.07	0.64	1.10	0.70	0.00	0.42	0.81
1G235	0.27	82	61	0.28	1.02	0.21	0.89	-0.36	0.00	0.40	1.01
1G236	1.11	95	61	0.23	1.08	0.89	1.40	2.09	0.00	0.30	0.72
1G237	0.44	71	57	0.32	0.84	-0.90	0.61	-1.14	0.00	0.50	1.24
1G238	-0.69	71	60	0.36	0.99	0.01	1.11	0.40	0.00	0.33	0.98

ItemID	Difficulty	n	Score	Error	IN.MSQ	IN.ZSTD	OUT.MSQ	OUT.ZSTD	Displace	PTME	Discrim
1G239	-2.14	73	69	0.55	0.76	-0.48	0.32	-0.89	0.00	0.44	1.16
1G24	-0.56	72	64	0.40	0.92	-0.20	0.77	-0.31	0.00	0.37	1.07
1G240	2.36	76	28	0.27	1.37	2.93	1.61	3.27	0.00	0.11	0.10
1G25	0.86	73	47	0.27	1.05	0.45	1.00	0.07	0.00	0.41	0.92
1G26	-0.20	75	64	0.35	0.99	0.02	0.82	-0.36	0.00	0.31	1.03
1G27	-2.84	86	84	0.73	0.99	0.20	0.43	-0.40	0.00	0.20	1.04
1G28	-0.41	81	67	0.31	1.03	0.23	1.01	0.13	0.00	0.28	0.97
1G29	0.42	72	55	0.29	0.94	-0.35	0.81	-0.69	0.00	0.38	1.13
1G31	-2.33	71	69	0.73	0.92	0.08	0.31	-0.48	0.00	0.26	1.08
1G310	-1.40	77	71	0.45	1.09	0.37	0.83	-0.04	0.00	0.27	0.96
1G311	1.92	71	34	0.27	1.09	0.84	1.21	1.30	0.00	0.39	0.72
1G312	2.43	82	28	0.26	1.43	3.35	1.96	3.92	0.00	0.07	-0.04
1G313	-0.07	95	79	0.29	0.97	-0.12	0.76	-0.61	0.00	0.36	1.07
1G314	1.24	71	48	0.28	1.33	2.46	1.37	1.53	0.00	0.16	0.34
1G315	0.14	71	52	0.30	0.99	0.00	0.87	-0.49	0.00	0.43	1.05
1G316	-0.60	73	60	0.34	1.18	0.90	1.31	0.91	0.00	0.25	0.80
1G317	0.09	72	59	0.33	1.01	0.09	0.92	-0.12	0.00	0.37	1.01
1G318	-1.47	148	140	0.37	0.93	-0.14	0.47	-1.00	0.00	0.30	1.08
1G319	0.70	76	53	0.27	1.00	0.01	0.93	-0.24	0.00	0.36	1.02
1G32	-0.18	73	59	0.32	1.03	0.20	0.80	-0.51	0.00	0.40	1.02
1G320	-0.73	156	138	0.26	1.05	0.31	0.96	-0.04	0.00	0.23	0.97
1G321	1.85	75	38	0.26	0.82	-2.04	0.78	-1.81	0.00	0.57	1.60
1G322	-1.00	86	76	0.36	0.97	-0.06	0.70	-0.53	0.00	0.34	1.05
1G323	2.49	81	24	0.27	0.91	-0.68	0.96	-0.13	0.00	0.49	1.12
1G324	2.44	72	26	0.27	1.10	0.92	1.13	0.90	0.00	0.29	0.75
1G325	-0.73	71	63	0.40	0.91	-0.26	0.70	-0.39	0.00	0.38	1.09
1G326	2.05	77	33	0.26	1.21	1.86	1.50	2.51	0.00	0.29	0.40
1G327	-0.16	71	59	0.34	0.86	-0.66	0.72	-0.65	0.00	0.45	1.15
1G328	2.03	81	34	0.25	1.03	0.31	1.09	0.59	0.00	0.42	0.90
1G329	1.17	95	60	0.23	1.09	0.94	1.04	0.26	0.00	0.34	0.81
1G33	3.17	71	22	0.29	1.19	1.40	1.48	1.99	0.00	0.25	0.56

ItemID	Difficulty	n	Score	Error	IN.MSQ	IN.ZSTD	OUT.MSQ	OUT.ZSTD	Displace	PTME	Discrim
1G330	2.05	71	27	0.28	1.11	0.94	1.51	2.31	0.00	0.36	0.66
1G331	1.97	73	27	0.27	1.18	1.55	1.70	2.87	0.00	0.26	0.44
1G332	1.74	72	39	0.27	1.12	1.14	1.11	0.75	0.00	0.36	0.71
1G333	-1.10	76	70	0.44	1.02	0.19	0.78	-0.18	0.00	0.21	1.00
1G334	0.78	73	48	0.28	1.15	1.20	1.22	1.11	0.00	0.32	0.69
1G335	1.45	75	44	0.26	0.92	-0.87	0.89	-0.78	0.00	0.47	1.26
1G336	0.84	86	53	0.25	1.01	0.12	1.03	0.22	0.00	0.42	0.96
1G337	0.92	81	49	0.25	1.07	0.75	1.10	0.74	0.00	0.33	0.78
1G338	-0.90	72	66	0.44	0.90	-0.21	0.55	-0.78	0.00	0.34	1.10
1G339	3.18	177	42	0.20	1.13	1.24	1.41	2.06	0.00	0.28	0.76
1G34	0.16	71	56	0.32	1.13	0.78	0.99	0.08	0.00	0.35	0.86
1G340	-1.88	77	73	0.54	1.02	0.18	0.44	-0.53	0.00	0.31	1.05
1G341	1.19	71	44	0.28	1.08	0.72	1.07	0.44	0.00	0.39	0.82
1G342	0.23	81	61	0.28	0.96	-0.20	0.80	-0.71	0.00	0.44	1.09
1G343	1.95	95	45	0.23	0.97	-0.32	1.00	0.07	0.00	0.45	1.05
1G344	2.73	70	27	0.28	1.24	1.90	1.28	1.52	0.00	0.27	0.48
1G345	0.40	71	49	0.29	1.29	2.12	1.25	1.18	0.00	0.24	0.49
1G35	-0.60	73	60	0.34	0.90	-0.47	0.67	-0.92	0.00	0.48	1.14
1G36	-0.41	72	63	0.38	1.15	0.66	1.17	0.49	0.00	0.19	0.87
1G37	1.44	76	42	0.25	1.14	1.55	1.12	0.86	0.00	0.29	0.54
1G38	0.38	73	53	0.29	0.96	-0.26	0.87	-0.47	0.00	0.46	1.09
1G39	1.78	75	39	0.26	1.27	2.72	1.28	2.04	0.00	0.22	0.13
1MD11	-2.40	86	83	0.60	0.79	-0.26	0.25	-0.98	0.00	0.35	1.14
1MD110	0.10	81	61	0.28	1.09	0.67	1.09	0.48	0.00	0.27	0.85
1MD111	-0.72	72	65	0.41	0.91	-0.20	0.92	0.02	0.00	0.28	1.06
1MD112	-2.33	71	69	0.73	0.98	0.19	1.54	0.79	0.00	0.13	0.97
1MD113	-0.04	77	61	0.31	1.00	0.05	0.98	0.05	0.00	0.41	0.99
1MD114	-2.12	162	156	0.43	0.90	-0.17	1.05	0.29	0.00	0.24	1.05
1MD115	-2.29	71	69	0.73	1.01	0.23	0.48	-0.22	0.00	0.20	1.03
1MD116	-1.88	81	77	0.53	0.88	-0.14	0.29	-1.02	0.00	0.37	1.12
1MD117	-0.15	95	80	0.30	0.82	-0.98	1.97	2.17	0.00	0.41	1.14

ItemID	Difficulty	n	Score	Error	IN.MSQ	IN.ZSTD	OUT.MSQ	OUT.ZSTD	Displace	PTME	Discrim
1MD118	1.25	70	47	0.28	0.96	-0.26	0.94	-0.20	0.00	0.44	1.07
1MD119	-0.23	144	120	0.24	1.03	0.27	0.87	-0.33	0.00	0.36	1.00
1MD12	-0.82	71	61	0.37	0.84	-0.67	0.52	-1.24	0.00	0.48	1.19
1MD120	1.27	73	37	0.26	0.89	-1.11	1.03	0.23	0.00	0.50	1.23
1MD121	1.74	72	39	0.27	1.28	2.47	1.33	2.09	0.00	0.22	0.27
1MD122	-3.01	76	75	1.01	1.00	0.32	0.61	0.02	0.00	0.10	1.01
1MD123	2.50	73	24	0.28	1.02	0.24	1.94	3.48	0.00	0.33	0.77
1MD124	0.22	75	60	0.31	0.94	-0.31	0.83	-0.49	0.00	0.38	1.09
1MD125	0.72	86	55	0.25	1.09	0.86	1.06	0.37	0.00	0.36	0.80
1MD126	-0.73	81	70	0.34	1.07	0.38	1.15	0.51	0.00	0.21	0.92
1MD127	1.49	148	82	0.19	1.33	3.75	1.53	3.88	0.00	0.26	0.17
1MD128	1.10	72	46	0.26	0.94	-0.56	0.89	-0.60	0.00	0.42	1.18
1MD129	-0.06	71	58	0.34	0.99	0.02	0.93	-0.06	0.00	0.39	1.01
1MD13	-0.04	77	61	0.31	0.75	-1.53	0.54	-1.63	0.00	0.60	1.32
1MD130	0.45	71	53	0.30	0.92	-0.51	0.79	-0.72	0.00	0.47	1.15
1MD131	-0.88	80	71	0.38	0.90	-0.33	0.64	-0.65	0.00	0.40	1.10
1MD132	2.44	95	36	0.24	0.99	-0.11	0.93	-0.47	0.00	0.46	1.06
1MD14	-0.87	70	65	0.48	0.97	0.05	0.58	-0.41	0.00	0.29	1.05
1MD15	-0.57	71	59	0.35	0.95	-0.17	0.71	-0.75	0.00	0.42	1.10
1MD16	0.64	73	46	0.27	0.89	-0.99	0.88	-0.63	0.00	0.52	1.26
1MD17	1.31	72	45	0.27	1.07	0.66	1.07	0.43	0.00	0.39	0.85
1MD18	1.76	76	37	0.25	0.96	-0.40	0.91	-0.64	0.00	0.46	1.15
1MD19	-0.79	73	64	0.38	0.93	-0.19	0.80	-0.27	0.00	0.38	1.05
1MD21	-0.20	75	64	0.35	1.04	0.27	0.91	-0.10	0.00	0.27	0.98
1MD210	3.13	86	18	0.30	1.37	1.97	1.86	2.32	0.00	0.13	0.50
1MD211	0.33	81	58	0.27	1.17	1.39	1.28	1.41	0.00	0.20	0.64
1MD212	2.66	72	23	0.28	1.30	2.22	1.57	2.91	0.00	0.06	0.32
1MD213	-1.57	71	67	0.53	0.84	-0.28	0.34	-0.69	0.00	0.36	1.14
1MD214	-1.40	77	71	0.45	0.82	-0.46	0.73	-0.21	0.00	0.41	1.11
1MD215	-0.70	71	63	0.40	0.75	-0.93	0.40	-1.27	0.00	0.50	1.23
1MD216	-1.86	80	76	0.53	0.80	-0.36	0.28	-1.05	0.00	0.40	1.15

ItemID	Difficulty	n	Score	Error	IN.MSQ	IN.ZSTD	OUT.MSQ	OUT.ZSTD	Displace	PTME	Discrim
1MD217	1.54	95	53	0.23	1.10	1.17	1.08	0.59	0.00	0.34	0.72
1MD218	1.85	70	39	0.27	1.14	1.34	1.16	0.95	0.00	0.33	0.62
1MD219	-0.97	71	62	0.38	0.78	-0.89	0.52	-1.12	0.00	0.48	1.21
1MD22	-1.27	73	65	0.41	0.73	-0.98	0.52	-0.94	0.00	0.52	1.20
1MD220	-0.73	72	65	0.42	0.90	-0.26	0.54	-0.79	0.00	0.40	1.11
1MD221	-0.05	76	62	0.31	0.89	-0.58	0.67	-0.96	0.00	0.41	1.17
1MD222	-0.08	73	58	0.32	0.99	0.02	0.94	-0.08	0.00	0.40	1.01
1MD223	0.66	75	55	0.28	1.11	0.81	1.05	0.28	0.00	0.28	0.84
1MD224	-0.66	86	73	0.32	0.87	-0.64	0.72	-0.65	0.00	0.42	1.14
1MD225	-1.68	81	76	0.48	0.89	-0.19	0.55	-0.67	0.00	0.32	1.09
1MD226	-0.73	155	137	0.26	1.04	0.25	0.99	0.08	0.00	0.23	0.97
1MD227	-0.90	71	65	0.44	0.90	-0.21	0.55	-0.80	0.00	0.34	1.10
1MD228	-1.28	70	65	0.49	0.90	-0.18	0.52	-0.49	0.00	0.34	1.10
1MD229	0.07	146	113	0.22	1.02	0.25	1.08	0.42	0.00	0.38	0.95
1MD23	-1.03	77	69	0.40	0.90	-0.28	0.44	-1.11	0.00	0.46	1.14
1MD230	-0.87	71	64	0.42	0.98	0.04	0.82	-0.13	0.00	0.30	1.02
1MD231	1.69	80	39	0.25	0.96	-0.45	0.93	-0.42	0.00	0.48	1.13
1MD232	1.90	95	46	0.23	1.08	0.98	1.07	0.57	0.00	0.36	0.76
1MD24	1.25	70	47	0.28	0.86	-1.22	0.73	-1.23	0.00	0.54	1.34
1MD25	-0.14	71	55	0.31	0.76	-1.51	0.69	-1.11	0.00	0.55	1.32
1MD26	-0.09	73	55	0.30	0.91	-0.53	0.75	-0.93	0.00	0.49	1.16
1MD27	-0.15	72	61	0.35	0.91	-0.36	0.69	-0.72	0.00	0.43	1.11
1MD28	-0.92	76	69	0.41	0.88	-0.31	0.56	-0.76	0.00	0.35	1.12
1MD29	0.47	73	52	0.29	1.09	0.71	1.09	0.46	0.00	0.35	0.85
1MD31	-1.73	75	72	0.60	0.92	0.02	0.55	-0.37	0.00	0.25	1.06
1MD310	0.73	148	105	0.20	0.97	-0.35	0.84	-0.95	0.00	0.43	1.11
1MD311	1.73	86	38	0.24	0.97	-0.24	1.05	0.36	0.00	0.46	1.02
1MD312	-0.41	81	67	0.31	0.95	-0.23	0.83	-0.50	0.00	0.36	1.07
1MD313	0.59	71	52	0.28	1.09	0.74	1.26	1.12	0.00	0.18	0.75
1MD314	-0.02	70	57	0.34	0.92	-0.40	1.38	0.98	0.00	0.40	1.02
1MD315	-0.43	144	125	0.26	1.11	0.70	1.69	1.87	0.00	0.17	0.84

ItemID	Difficulty	n	Score	Error	IN.MSQ	IN.ZSTD	OUT.MSQ	OUT.ZSTD	Displace	PTME	Discrim
1MD316	1.57	77	40	0.26	1.11	1.01	1.09	0.60	0.00	0.40	0.75
1MD317	1.85	71	35	0.27	1.07	0.63	1.07	0.46	0.00	0.42	0.84
1MD318	-0.88	80	71	0.38	0.92	-0.26	0.64	-0.66	0.00	0.40	1.10
1MD319	1.75	93	48	0.23	1.02	0.24	0.99	-0.05	0.00	0.42	0.96
1MD32	-0.02	70	60	0.36	0.99	0.05	0.88	-0.11	0.00	0.32	1.01
1MD320	-0.67	70	59	0.36	0.84	-0.68	0.68	-0.79	0.00	0.46	1.17
1MD321	-1.87	73	68	0.50	0.79	-0.50	0.33	-1.02	0.00	0.47	1.17
1MD322	-2.87	72	71	1.02	0.98	0.30	0.35	-0.21	0.00	0.17	1.04
1MD323	-1.60	153	144	0.36	1.10	0.43	0.93	0.04	0.00	0.17	0.95
1MD324	-1.31	76	71	0.47	0.92	-0.10	0.58	-0.49	0.00	0.29	1.08
1MD325	2.58	73	23	0.28	0.90	-0.79	0.85	-0.63	0.00	0.50	1.19
1MD326	-0.95	74	68	0.44	0.86	-0.34	0.66	-0.47	0.00	0.34	1.10
1MD327	-0.11	86	67	0.28	0.90	-0.65	0.83	-0.52	0.00	0.44	1.14
1MD328	-0.85	81	71	0.35	0.95	-0.13	0.95	-0.01	0.00	0.31	1.04
1MD329	-1.10	71	66	0.47	0.92	-0.09	0.58	-0.61	0.00	0.30	1.08
1MD33	-0.02	70	57	0.34	1.15	0.86	1.71	1.61	0.00	0.26	0.75
1MD410	0.20	149	116	0.21	1.13	1.17	1.17	0.88	0.00	0.26	0.82
1MD421	2.62	167	62	0.18	0.91	-1.12	0.89	-0.92	0.00	0.52	1.18
1NBT21	1.30	77	44	0.26	0.79	-1.99	0.70	-1.99	0.00	0.63	1.50
1NBT22	0.45	71	53	0.30	0.92	-0.49	0.75	-0.91	0.00	0.48	1.17
1NBT23	0.64	80	55	0.27	0.92	-0.64	0.88	-0.53	0.00	0.48	1.16
1NBT24	-0.13	93	78	0.30	0.85	-0.84	0.57	-1.25	0.00	0.46	1.20
1NBT25	-0.15	70	61	0.38	0.91	-0.29	0.80	-0.24	0.00	0.36	1.08
1NBT31	0.68	70	45	0.28	1.03	0.28	1.07	0.42	0.00	0.41	0.91
1NBT310	1.06	73	40	0.26	1.10	0.99	1.19	1.20	0.00	0.36	0.69
1NBT311	1.31	72	45	0.27	0.86	-1.25	0.79	-1.25	0.00	0.57	1.33
1NBT312	0.05	76	61	0.31	0.94	-0.28	0.83	-0.46	0.00	0.36	1.08
1NBT313	-0.29	73	60	0.33	0.90	-0.47	0.82	-0.39	0.00	0.45	1.11
1NBT314	0.82	74	52	0.28	1.07	0.58	0.99	0.01	0.00	0.33	0.90
1NBT315	0.96	86	51	0.25	1.03	0.31	0.95	-0.24	0.00	0.42	0.97
1NBT316	0.53	81	55	0.26	1.07	0.66	1.01	0.14	0.00	0.33	0.87

ItemID	Difficulty	n	Score	Error	IN.MSQ	IN.ZSTD	OUT.MSQ	OUT.ZSTD	Displace	PTME	Discrim
1NBT317	0.89	71	48	0.27	1.08	0.79	1.12	0.68	0.00	0.24	0.77
1NBT318	1.29	70	43	0.29	1.02	0.20	1.02	0.19	0.00	0.48	0.94
1NBT319	0.23	77	58	0.30	1.06	0.41	0.84	-0.54	0.00	0.43	0.99
1NBT32	1.11	71	45	0.28	0.88	-1.04	0.84	-0.81	0.00	0.53	1.27
1NBT320	0.71	80	54	0.27	1.33	2.59	1.72	2.99	0.00	0.13	0.22
1NBT321	0.88	92	63	0.25	0.97	-0.26	0.86	-0.61	0.00	0.43	1.10
1NBT322	-0.65	70	64	0.44	0.94	-0.07	0.71	-0.26	0.00	0.30	1.05
1NBT323	1.14	70	39	0.27	1.09	0.85	1.26	1.63	0.00	0.38	0.69
1NBT324	0.85	73	43	0.27	0.87	-1.26	0.84	-0.96	0.00	0.54	1.33
1NBT325	0.75	72	52	0.29	0.95	-0.35	0.83	-0.67	0.00	0.47	1.12
1NBT326	-0.76	76	68	0.39	0.90	-0.30	0.57	-0.82	0.00	0.35	1.12
1NBT327	0.86	73	47	0.27	1.06	0.53	1.12	0.67	0.00	0.39	0.85
1NBT328	1.13	144	90	0.19	0.99	-0.11	0.94	-0.41	0.00	0.46	1.04
1NBT329	1.42	150	85	0.18	1.05	0.70	1.17	1.54	0.00	0.38	0.81
1NBT33	-0.08	74	62	0.33	0.75	-1.26	0.52	-1.54	0.00	0.51	1.28
1NBT330	0.40	86	60	0.26	1.04	0.38	0.95	-0.18	0.00	0.38	0.96
1NBT331	0.10	81	61	0.28	1.09	0.65	1.01	0.10	0.00	0.29	0.90
1NBT332	-0.02	70	58	0.33	1.00	0.05	0.92	-0.14	0.00	0.27	1.01
1NBT333	0.41	70	53	0.31	0.97	-0.12	0.78	-0.67	0.00	0.47	1.09
1NBT334	0.49	77	55	0.28	1.01	0.14	0.90	-0.34	0.00	0.45	1.01
1NBT335	-0.28	71	60	0.35	1.12	0.63	1.05	0.27	0.00	0.25	0.88
1NBT336	0.92	80	51	0.26	1.08	0.76	1.18	0.98	0.00	0.36	0.78
1NBT337	1.03	89	59	0.25	0.98	-0.20	0.90	-0.43	0.00	0.42	1.07
1NBT338	-1.12	70	66	0.53	0.93	-0.02	0.85	0.08	0.00	0.26	1.04
1NBT339	1.51	70	34	0.27	1.46	3.74	1.91	4.72	0.00	0.11	-0.37
1NBT34	0.85	73	43	0.27	1.06	0.63	1.12	0.73	0.00	0.38	0.80
1NBT340	0.58	72	54	0.30	1.06	0.47	1.09	0.42	0.00	0.35	0.90
1NBT35	-0.15	76	63	0.32	1.07	0.44	1.32	0.93	0.00	0.18	0.86
1NBT36	-0.79	73	64	0.38	0.98	0.02	0.77	-0.35	0.00	0.36	1.03
1NBT37	1.22	219	133	0.16	1.05	0.73	1.18	1.68	0.00	0.43	0.84
1NBT38	1.26	74	46	0.26	1.05	0.50	1.00	0.04	0.00	0.37	0.90

ItemID	Difficulty	n	Score	Error	IN.MSQ	IN.ZSTD	OUT.MSQ	OUT.ZSTD	Displace	PTME	Discrim
1NBT39	0.53	86	58	0.25	1.11	1.02	1.06	0.37	0.00	0.33	0.79
1NBT51	-0.73	81	70	0.34	1.07	0.40	1.63	1.57	0.00	0.15	0.86
1NBT510	-0.02	70	58	0.33	0.98	-0.01	1.10	0.39	0.00	0.25	0.99
1NBT511	0.87	70	48	0.30	0.97	-0.18	0.82	-0.74	0.00	0.51	1.11
1NBT512	-0.25	77	63	0.33	1.01	0.14	1.21	0.67	0.00	0.36	0.93
1NBT513	1.63	71	38	0.27	1.03	0.30	0.97	-0.14	0.00	0.45	0.96
1NBT514	0.26	80	60	0.29	0.94	-0.39	0.83	-0.60	0.00	0.45	1.11
1NBT515	0.88	88	61	0.25	1.01	0.17	1.07	0.39	0.00	0.36	0.94
1NBT516	1.41	70	45	0.28	0.84	-1.43	0.71	-1.48	0.00	0.57	1.41
1NBT517	0.08	70	52	0.30	1.07	0.53	1.08	0.39	0.00	0.36	0.90
1NBT518	0.49	73	48	0.28	1.21	1.70	1.23	1.15	0.00	0.28	0.56
1NBT519	0.40	72	56	0.31	1.06	0.41	1.63	1.87	0.00	0.28	0.82
1NBT52	2.09	76	32	0.26	1.06	0.59	1.12	0.88	0.00	0.38	0.81
1NBT520	-0.08	73	58	0.32	0.91	-0.46	0.88	-0.27	0.00	0.45	1.09
1NBT521	0.05	73	60	0.33	0.86	-0.74	0.63	-1.17	0.00	0.45	1.20
1NBT522	1.20	86	47	0.24	0.88	-1.35	0.96	-0.22	0.00	0.52	1.30
1NBT523	0.37	177	133	0.19	1.07	0.76	1.02	0.17	0.00	0.33	0.91
1NBT524	0.10	81	61	0.28	0.86	-1.03	0.70	-1.45	0.00	0.48	1.27
1NBT525	0.78	70	49	0.28	0.88	-1.00	0.95	-0.17	0.00	0.43	1.23
1NBT526	0.69	70	50	0.30	1.04	0.33	0.90	-0.30	0.00	0.45	0.98
1NBT527	0.05	77	60	0.31	1.09	0.60	0.99	0.06	0.00	0.37	0.90
1NBT528	1.19	70	43	0.28	1.05	0.46	1.11	0.64	0.00	0.40	0.85
1NBT529	0.06	169	128	0.19	1.07	0.78	1.06	0.41	0.00	0.30	0.89
1NBT53	0.42	80	58	0.28	1.03	0.23	0.93	-0.20	0.00	0.40	0.98
1NBT530	0.88	88	61	0.25	1.02	0.18	1.01	0.10	0.00	0.37	0.96
1NBT531	0.45	70	56	0.32	1.15	0.89	1.28	0.82	0.00	0.22	0.78
1NBT532	0.99	70	41	0.28	0.94	-0.54	0.98	-0.07	0.00	0.49	1.13
1NBT533	-0.60	73	60	0.34	1.01	0.12	0.92	-0.10	0.00	0.39	1.01
1NBT534	0.67	72	53	0.29	0.81	-1.33	0.68	-1.34	0.00	0.57	1.31
1NBT535	1.25	76	45	0.26	1.02	0.30	0.95	-0.26	0.00	0.39	0.97
1NBT536	0.78	73	48	0.28	0.86	-1.13	0.75	-1.30	0.00	0.56	1.31

ItemID	Difficulty	n	Score	Error	IN.MSQ	IN.ZSTD	OUT.MSQ	OUT.ZSTD	Displace	PTME	Discrim
1NBT537	1.07	73	48	0.27	0.97	-0.26	1.01	0.14	0.00	0.40	1.05
1NBT538	0.78	86	54	0.25	1.06	0.65	1.06	0.38	0.00	0.38	0.85
1NBT539	0.33	81	58	0.27	1.15	1.21	1.20	1.04	0.00	0.23	0.71
1NBT54	1.62	70	37	0.26	0.99	-0.08	0.97	-0.18	0.00	0.38	1.04
1NBT540	1.45	70	41	0.28	1.00	0.05	1.02	0.20	0.00	0.51	0.99
1NBT55	-0.25	77	63	0.33	0.80	-1.05	0.83	-0.36	0.00	0.52	1.19
1NBT56	-1.44	146	135	0.33	0.90	-0.34	0.96	0.09	0.00	0.33	1.04
1NBT57	1.19	70	43	0.28	1.08	0.69	1.15	0.88	0.00	0.37	0.77
1NBT58	-0.18	80	65	0.31	0.81	-1.08	0.60	-1.25	0.00	0.52	1.24
1NBT59	1.59	88	49	0.24	0.92	-0.82	0.88	-0.79	0.00	0.49	1.23
1NBT61	1.09	70	49	0.29	0.98	-0.10	0.82	-0.69	0.00	0.45	1.10
1NBT610	1.73	70	31	0.27	0.99	-0.09	1.13	0.83	0.00	0.46	0.97
1NBT611	0.71	73	45	0.27	0.93	-0.60	0.88	-0.65	0.00	0.49	1.18
1NBT612	0.92	72	50	0.28	1.12	0.96	1.22	1.02	0.00	0.31	0.74
1NBT613	0.48	76	56	0.28	1.05	0.45	0.99	0.05	0.00	0.30	0.92
1NBT614	0.71	73	49	0.28	0.98	-0.12	0.95	-0.17	0.00	0.45	1.04
1NBT615	0.15	73	59	0.32	0.80	-1.16	0.60	-1.38	0.00	0.49	1.27
1NBT616	0.59	86	57	0.25	0.87	-1.25	0.81	-0.98	0.00	0.51	1.29
1NBT617	0.94	80	48	0.25	1.08	0.87	1.10	0.78	0.00	0.33	0.75
1NBT618	2.09	70	30	0.26	0.94	-0.65	0.92	-0.60	0.00	0.45	1.21
1NBT619	0.69	70	50	0.30	0.95	-0.35	0.77	-0.86	0.00	0.51	1.14
1NBT631	1.77	144	74	0.19	1.02	0.27	1.03	0.32	0.00	0.44	0.94
1NBT639	1.17	149	89	0.19	1.05	0.75	1.05	0.45	0.00	0.38	0.86
1NBT65	0.06	177	141	0.20	0.91	-0.79	0.79	-0.96	0.00	0.43	1.12
1OA21	0.32	77	57	0.29	0.92	-0.49	0.89	-0.34	0.00	0.49	1.12
1OA210	0.72	70	49	0.29	1.13	0.99	0.99	0.03	0.00	0.35	0.82
1OA211	0.26	80	60	0.29	0.96	-0.26	0.91	-0.26	0.00	0.43	1.08
1OA212	-0.53	88	78	0.35	0.93	-0.22	0.68	-0.56	0.00	0.34	1.08
1OA213	-0.20	161	132	0.22	1.00	0.03	0.97	-0.04	0.00	0.34	1.01
1OA214	1.25	70	47	0.28	0.89	-0.92	0.74	-1.18	0.00	0.53	1.28
1OA215	0.17	70	51	0.30	0.82	-1.25	0.69	-1.36	0.00	0.55	1.31

ItemID	Difficulty	n	Score	Error	IN.MSQ	IN.ZSTD	OUT.MSQ	OUT.ZSTD	Displace	PTME	Discrim
1OA216	-0.18	73	56	0.31	1.04	0.32	0.98	0.04	0.00	0.38	0.96
1OA217	0.75	72	52	0.29	0.88	-0.88	0.71	-1.27	0.00	0.54	1.25
1OA218	0.05	76	61	0.31	0.87	-0.74	0.76	-0.68	0.00	0.41	1.17
1OA219	-0.38	148	125	0.25	0.87	-0.85	0.63	-1.32	0.00	0.47	1.15
1OA22	1.15	73	43	0.27	1.20	1.74	1.26	1.53	0.00	0.29	0.51
1OA220	0.43	73	56	0.30	0.79	-1.47	0.63	-1.52	0.00	0.52	1.35
1OA221	0.40	86	60	0.26	0.95	-0.41	0.90	-0.37	0.00	0.44	1.11
1OA222	0.01	145	108	0.21	0.91	-0.82	0.84	-0.89	0.00	0.47	1.14
1OA223	0.62	80	53	0.26	0.88	-1.21	0.78	-1.43	0.00	0.50	1.34
1OA224	0.86	70	48	0.27	0.89	-1.04	0.79	-1.11	0.00	0.46	1.31
1OA225	0.78	70	49	0.30	0.89	-0.81	0.74	-1.06	0.00	0.55	1.23
1OA23	-0.14	77	62	0.32	0.72	-1.66	0.51	-1.63	0.00	0.61	1.33
1OA24	0.80	70	48	0.29	1.08	0.65	1.06	0.33	0.00	0.37	0.86
1OA25	0.01	80	63	0.30	0.93	-0.36	0.88	-0.32	0.00	0.42	1.08
1OA26	-0.06	87	73	0.31	0.86	-0.77	0.65	-0.93	0.00	0.44	1.18
1OA27	1.01	70	50	0.29	0.96	-0.26	0.78	-0.80	0.00	0.46	1.13
1OA28	0.52	70	47	0.29	0.69	-2.70	0.57	-2.51	0.00	0.65	1.63
1OA29	0.00	73	54	0.30	1.12	0.81	1.04	0.24	0.00	0.34	0.85
1OA41	0.58	72	54	0.30	0.83	-1.13	0.63	-1.50	0.00	0.56	1.30
1OA410	0.48	76	56	0.28	0.90	-0.74	0.77	-0.92	0.00	0.44	1.21
1OA411	0.02	73	57	0.31	0.79	-1.31	0.55	-1.66	0.00	0.59	1.32
1OA412	-0.44	73	64	0.37	0.83	-0.65	0.54	-1.12	0.00	0.43	1.18
1OA413	-0.18	146	118	0.23	0.95	-0.32	0.77	-0.90	0.00	0.44	1.09
1OA414	0.26	86	62	0.26	0.86	-1.15	0.80	-0.81	0.00	0.49	1.24
1OA415	-0.50	80	67	0.32	0.95	-0.21	0.71	-0.89	0.00	0.38	1.10
1OA416	0.78	70	49	0.28	1.08	0.73	1.12	0.63	0.00	0.23	0.80
1OA417	-0.26	70	59	0.36	0.80	-1.01	0.51	-1.17	0.00	0.51	1.25
1OA418	0.14	77	59	0.30	0.92	-0.47	0.73	-0.91	0.00	0.50	1.14
1OA419	-0.28	70	59	0.35	0.95	-0.17	0.77	-0.44	0.00	0.38	1.07
1OA42	2.36	78	28	0.27	1.09	0.83	1.25	1.24	0.00	0.36	0.74
1OA420	1.05	87	58	0.25	1.01	0.16	0.88	-0.54	0.00	0.40	1.03

ItemID	Difficulty	n	Score	Error	IN.MSQ	IN.ZSTD	OUT.MSQ	OUT.ZSTD	Displace	PTME	Discrim
10A421	-0.30	70	62	0.40	1.03	0.19	0.88	-0.04	0.00	0.27	0.98
10A422	0.35	70	49	0.29	1.05	0.40	1.04	0.25	0.00	0.39	0.91
10A423	0.48	153	111	0.20	0.94	-0.58	0.85	-0.84	0.00	0.46	1.12
10A424	0.00	73	54	0.30	0.82	-1.22	0.80	-0.73	0.00	0.54	1.25
10A425	-0.21	168	134	0.21	0.90	-0.93	0.78	-1.08	0.00	0.43	1.15
10A43	1.88	72	37	0.27	1.09	0.86	1.10	0.71	0.00	0.38	0.78
10A44	1.83	76	36	0.25	1.20	2.14	1.23	1.67	0.00	0.25	0.34
10A45	-0.08	73	58	0.32	1.05	0.36	0.85	-0.38	0.00	0.38	0.98
10A46	1.90	73	36	0.26	1.38	3.72	1.64	4.10	0.00	0.10	-0.38
10A47	0.33	86	61	0.26	0.85	-1.27	0.91	-0.34	0.00	0.49	1.24
10A48	-0.50	80	67	0.32	0.82	-0.92	0.65	-1.12	0.00	0.46	1.20
10A49	0.55	70	52	0.29	1.00	0.01	1.01	0.10	0.00	0.31	1.00
10A51	0.42	69	52	0.32	0.89	-0.71	0.89	-0.25	0.00	0.49	1.14
10A719	-0.27	149	124	0.23	0.89	-0.76	0.93	-0.16	0.00	0.40	1.10
10A811	0.16	155	120	0.21	1.04	0.41	1.49	2.36	0.00	0.25	0.87
10A812	2.75	167	58	0.18	1.37	4.08	1.69	4.74	0.00	0.12	0.19

Appendix E: Distractor Statistics for Full CCSS Item Bank

ItemID	Response	Score	n	n %	Avg. Prsn Msr	SE	OUT.MSQ	PTME
10001	*	-1	1871	99	1.53	0.03	0.00	0.04
10001	A	1	21	91	1.19	0.23	1.04	0.35
10001	B	0	0	0	0.00	0.00	0.00	0.00
10001	C	0	1	4	0.03	0.00	0.55	-0.21
10001	D	0	1	4	-0.27	0.00	0.41	-0.27
10002	*	-1	1870	99	1.53	0.03	0.00	0.04
10002	A	1	21	88	1.25	0.34	0.95	0.40
10002	B	0	1	4	-0.58	0.00	0.42	-0.21
10002	C	0	2	8	-0.66	0.01	0.39	-0.32
10002	D	0	0	0	0.00	0.00	0.00	0.00
10003	*	-1	1870	99	1.53	0.03	0.00	0.05
10003	A	1	20	83	1.27	0.31	0.88	0.51
10003	B	0	0	0	0.00	0.00	0.00	0.00
10003	C	0	3	13	-0.66	0.74	0.58	-0.40
10003	D	0	1	4	-1.22	0.00	0.22	-0.30
10004	*	-1	1870	99	1.53	0.03	0.00	0.01
10004	A	1	23	96	1.52	0.29	0.98	0.25
10004	B	0	0	0	0.00	0.00	0.00	0.00
10004	C	0	1	4	-0.18	0.00	0.40	-0.25
10004	D	0	0	0	0.00	0.00	0.00	0.00
10005	*	-1	1870	99	1.53	0.03	0.00	0.02
10005	A	-1	24	100	1.25	0.35	0.00	0.00
10005	B	-1	0	0	0.00	0.00	0.00	0.00
10005	C	-1	0	0	0.00	0.00	0.00	0.00
10005	D	-1	0	0	0.00	0.00	0.00	0.00

ItemID	Response	Score	n	n %	Avg. Prsn Msr	SE	OUT.MSQ	PTME
10006	*	-1	1870	99	1.53	0.03	0.00	0.04
10006	A	1	21	88	1.40	0.38	0.81	0.47
10006	B	0	0	0	0.00	0.00	0.00	0.00
10006	C	0	1	4	-1.72	0.00	0.16	-0.32
10006	D	0	2	8	-0.93	0.01	0.36	-0.33
10007	*	-1	1253	66	1.65	0.04	0.00	0.13
10007	A	1	570	89	1.48	0.06	0.96	0.35
10007	B	0	31	5	0.07	0.31	2.39	-0.17
10007	C	0	27	4	-0.10	0.12	0.68	-0.18
10007	D	0	13	2	-1.82	0.43	0.22	-0.28
10008	*	-1	1873	99	1.54	0.03	0.00	0.09
10008	A	1	11	52	0.45	0.68	10.16	0.05
10008	B	0	6	29	0.58	0.22	1.31	0.08
10008	C	0	1	5	-0.64	0.00	0.34	-0.13
10008	D	0	3	14	-0.02	0.89	1.42	-0.09
10009	*	-1	1871	99	1.53	0.03	0.00	0.06
10009	A	1	14	61	1.22	0.52	3.65	0.32
10009	B	0	8	35	-0.21	0.38	0.94	-0.41
10009	C	0	0	0	0.00	0.00	0.00	0.00
10009	D	0	1	4	2.39	0.00	6.54	0.20
10010	*	-1	1873	99	1.53	0.03	0.00	0.02
10010	A	1	16	76	1.82	0.29	0.67	0.65
10010	B	0	4	19	0.10	0.25	0.50	-0.36
10010	C	0	0	0	0.00	0.00	0.00	0.00
10010	D	0	1	5	-3.21	0.00	0.02	-0.64

ItemID	Response	Score	n	n %	Avg. Prsn Msr	SE	OUT.MSQ	PTME
10011	*	-1	1870	99	1.52	0.03	0.00	0.00
10011	A	1	20	83	1.87	0.26	0.83	0.52
10011	B	0	3	13	-0.66	0.37	0.22	-0.63
10011	C	0	1	4	2.01	0.00	2.78	0.07
10011	D	0	0	0	0.00	0.00	0.00	0.00
10012	*	-1	1870	99	1.53	0.03	0.00	0.00
10012	A	1	19	79	1.79	0.37	0.99	0.34
10012	B	0	1	4	-0.66	0.00	0.20	-0.30
10012	C	0	2	8	0.48	0.07	0.64	-0.20
10012	D	0	2	8	1.12	0.42	1.32	-0.08
10013	*	-1	1870	99	1.53	0.03	0.00	0.04
10013	A	1	9	38	2.53	0.71	0.65	0.63
10013	B	0	10	42	0.24	0.26	0.92	-0.40
10013	C	0	1	4	1.64	0.00	2.77	0.07
10013	D	0	4	17	-0.23	0.30	0.48	-0.33
10014	*	-1	1870	99	1.53	0.03	0.00	0.04
10014	A	1	17	71	1.46	0.31	1.09	0.50
10014	B	0	2	8	-0.06	0.66	0.55	-0.26
10014	C	0	2	8	-0.21	0.54	0.44	-0.30
10014	D	0	3	13	0.32	0.29	0.70	-0.22
10015	*	-1	1870	99	1.53	0.03	0.00	0.02
10015	A	1	19	79	1.58	0.36	0.88	0.41
10015	B	0	0	0	0.00	0.00	0.00	0.00
10015	C	0	1	4	-0.61	0.00	0.31	-0.24
10015	D	0	4	17	0.06	0.79	1.21	-0.32

ItemID	Response	Score	n	n %	Avg. Prsn Msr	SE	OUT.MSQ	PTME
10016	*	-1	1871	99	1.53	0.03	0.00	0.02
10016	A	1	21	91	1.61	0.26	0.96	0.67
10016	B	0	0	0	0.00	0.00	0.00	0.00
10016	C	0	0	0	0.00	0.00	0.00	0.00
10016	D	0	2	9	-2.64	2.59	0.36	-0.67
10017	*	-1	1871	99	1.53	0.03	0.00	0.01
10017	A	1	16	70	2.06	0.35	0.69	0.63
10017	B	0	3	13	-0.15	0.49	0.46	-0.36
10017	C	0	1	4	0.37	0.00	0.61	-0.13
10017	D	0	3	13	-0.47	1.04	0.55	-0.43
10018	*	-1	1870	99	1.52	0.03	0.00	-0.04
10018	A	1	20	83	2.16	0.35	1.10	0.18
10018	B	0	2	8	2.61	0.41	4.00	0.11
10018	C	0	1	4	1.33	0.00	1.03	-0.09
10018	D	0	1	4	-0.92	0.00	0.11	-0.40
10019	*	-1	1871	99	1.53	0.03	0.00	0.05
10019	A	1	14	61	1.31	0.34	0.93	0.37
10019	B	0	4	17	0.46	1.19	7.27	-0.14
10019	C	0	0	0	0.00	0.00	0.00	0.00
10019	D	0	5	22	0.06	0.15	0.60	-0.31
10020	*	-1	1870	99	1.52	0.03	0.00	-0.01
10020	A	1	13	54	2.36	0.39	0.84	0.59
10020	B	0	4	17	0.55	0.45	0.58	-0.33
10020	C	0	2	8	0.58	0.39	0.49	-0.21
10020	D	0	5	21	0.82	0.51	1.12	-0.28

ItemID	Response	Score	n	n %	Avg. Prsn Msr	SE	OUT.MSQ	PTME
10021	*	-1	1871	99	1.53	0.03	0.00	0.04
10021	A	1	18	78	1.39	0.37	1.00	0.40
10021	B	0	1	4	0.32	0.00	0.84	-0.11
10021	C	0	2	9	-0.13	0.52	0.60	-0.25
10021	D	0	2	9	-0.14	0.13	0.53	-0.25
10022	*	-1	1726	91	1.52	0.03	0.00	-0.01
10022	A	1	147	88	1.77	0.10	0.86	0.45
10022	B	0	14	8	0.21	0.29	0.70	-0.31
10022	C	0	4	2	-0.49	0.50	0.30	-0.25
10022	D	0	3	2	-0.24	0.11	0.29	-0.19
10023	*	-1	1870	99	1.53	0.03	0.00	0.02
10023	A	1	19	79	1.76	0.36	1.12	0.54
10023	B	0	1	4	-1.21	0.00	0.16	-0.32
10023	C	0	4	17	-0.21	0.13	0.44	-0.42
10023	D	0	0	0	0.00	0.00	0.00	0.00
10024	*	-1	1870	99	1.52	0.03	0.00	0.00
10024	A	1	18	75	2.06	0.38	0.90	0.55
10024	B	0	4	17	-0.49	0.43	0.40	-0.53
10024	C	0	1	4	0.44	0.00	0.72	-0.13
10024	D	0	1	4	0.98	0.00	1.23	-0.07
10025	*	-1	1870	99	1.53	0.03	0.00	0.03
10025	A	1	16	67	1.37	0.39	1.76	0.20
10025	B	0	4	17	1.40	0.56	2.47	0.07
10025	C	0	4	17	0.12	0.52	0.73	-0.33
10025	D	0	0	0	0.00	0.00	0.00	0.00

ItemID	Response	Score	n	n %	Avg. Prsn Msr	SE	OUT.MSQ	PTME
10026	*	-1	1870	99	1.52	0.03	0.00	-0.01
10026	A	1	9	38	3.08	0.72	1.25	0.57
10026	B	0	8	33	0.87	0.39	1.09	-0.32
10026	C	0	6	25	1.02	0.58	1.85	-0.21
10026	D	0	1	4	0.18	0.00	0.34	-0.17
10027	*	-1	1872	99	1.53	0.03	0.00	0.03
10027	A	1	13	59	1.74	0.48	1.19	0.46
10027	B	0	5	23	0.48	0.29	0.92	-0.24
10027	C	0	2	9	0.72	0.36	1.06	-0.09
10027	D	0	2	9	-0.52	0.43	0.32	-0.35
10028	*	-1	1873	99	1.52	0.03	0.00	-0.01
10028	A	1	11	52	2.17	0.48	1.21	0.35
10028	B	0	1	5	0.84	0.00	0.51	-0.13
10028	C	0	7	33	1.18	0.56	2.21	-0.24
10028	D	0	2	10	1.20	0.37	0.78	-0.11
10029	*	-1	1873	99	1.52	0.03	0.00	0.00
10029	A	1	17	81	2.00	0.48	0.90	0.47
10029	B	0	0	0	0.00	0.00	0.00	0.00
10029	C	0	3	14	-0.62	0.30	0.34	-0.45
10029	D	0	1	5	0.55	0.00	1.01	-0.11
10030	*	-1	1870	99	1.53	0.03	0.00	0.03
10030	A	1	8	33	1.25	0.38	1.73	0.09
10030	B	0	6	25	2.10	0.40	3.19	0.53
10030	C	0	5	21	0.56	0.33	0.61	-0.26
10030	D	0	5	21	0.25	0.28	0.42	-0.41

ItemID	Response	Score	n	n %	Avg. Prsn Msr	SE	OUT.MSQ	PTME
10031	*	-1	1871	99	1.53	0.03	0.00	0.02
10031	A	1	14	61	2.19	0.54	1.02	0.56
10031	B	0	0	0	0.00	0.00	0.00	0.00
10031	C	0	6	26	-0.10	0.62	1.69	-0.37
10031	D	0	3	13	-0.57	0.92	0.70	-0.33
10032	*	-1	1872	99	1.53	0.03	0.00	0.03
10032	A	1	14	64	1.72	0.42	0.87	0.48
10032	B	0	1	5	-0.26	0.00	0.35	-0.20
10032	C	0	4	18	0.19	0.43	0.71	-0.29
10032	D	0	3	14	0.27	1.06	1.27	-0.22
10033	*	-1	1870	99	1.53	0.03	0.00	0.04
10033	A	1	14	58	2.07	0.42	0.58	0.67
10033	B	0	5	21	0.00	0.17	0.56	-0.27
10033	C	0	0	0	0.00	0.00	0.00	0.00
10033	D	0	5	21	-0.97	0.80	0.42	-0.54
10034	*	-1	1871	99	1.53	0.03	0.00	0.02
10034	A	1	16	70	1.67	0.36	1.01	0.45
10034	B	0	2	9	-0.38	0.02	0.29	-0.36
10034	C	0	3	13	0.38	0.63	0.95	-0.24
10034	D	0	2	9	0.90	0.37	1.12	-0.08
10035	*	-1	1870	99	1.53	0.03	0.00	0.02
10035	A	1	14	58	2.23	0.46	0.80	0.67
10035	B	0	2	8	-1.03	0.23	0.18	-0.38
10035	C	0	5	21	-0.07	0.17	0.48	-0.37
10035	D	0	3	13	0.20	0.39	0.68	-0.22

ItemID	Response	Score	n	n %	Avg. Prsn Msr	SE	OUT.MSQ	PTME
10036	*	-1	1870	99	1.53	0.03	0.00	0.03
10036	A	1	11	46	2.34	0.40	0.70	0.68
10036	B	0	2	8	-0.23	1.88	0.85	-0.27
10036	C	0	5	21	0.24	0.33	0.52	-0.31
10036	D	0	6	25	0.33	0.41	0.68	-0.32
10037	*	-1	1870	99	1.53	0.03	0.00	0.03
10037	A	1	14	58	1.94	0.47	1.46	0.52
10037	B	0	1	4	0.31	0.00	0.52	-0.11
10037	C	0	1	4	0.53	0.00	0.64	-0.08
10037	D	0	8	33	0.11	0.40	0.60	-0.46
10038	*	-1	1870	99	1.53	0.03	0.00	0.03
10038	A	1	17	71	1.46	0.43	1.28	0.27
10038	B	0	2	8	0.10	0.30	0.60	-0.21
10038	C	0	2	8	0.87	0.78	1.65	-0.06
10038	D	0	3	13	0.63	0.28	1.06	-0.14
10039	*	-1	1254	66	1.65	0.04	0.00	0.13
10039	A	1	430	67	1.91	0.07	0.97	0.56
10039	B	0	72	11	0.12	0.12	0.76	-0.26
10039	C	0	45	7	0.14	0.14	0.78	-0.20
10039	D	0	93	15	-0.15	0.13	0.62	-0.37
10040	*	-1	1870	99	1.53	0.03	0.00	0.04
10040	A	1	17	71	1.27	0.28	1.08	0.33
10040	B	0	1	4	0.78	0.00	0.95	-0.04
10040	C	0	2	8	0.96	0.41	1.24	-0.02
10040	D	0	4	17	0.05	0.81	0.79	-0.36

ItemID	Response	Score	n	n %	Avg. Prsn Msr	SE	OUT.MSQ	PTME
10041	*	-1	1870	99	1.53	0.03	0.00	0.02
10041	A	1	19	79	1.34	0.36	1.52	0.02
10041	B	0	2	8	1.18	2.73	12.36	-0.03
10041	C	0	3	13	1.31	0.70	2.76	0.00
10041	D	0	0	0	0.00	0.00	0.00	0.00
10042	*	-1	1871	99	1.53	0.03	0.00	0.02
10042	A	1	17	74	1.66	0.43	0.99	0.42
10042	B	0	0	0	0.00	0.00	0.00	0.00
10042	C	0	2	9	0.03	0.77	0.84	-0.21
10042	D	0	4	17	-0.01	0.66	1.05	-0.33
10043	*	-1	1870	99	1.53	0.03	0.00	0.00
10043	A	1	16	67	1.89	0.45	1.80	0.34
10043	B	0	2	8	-0.08	0.83	0.49	-0.26
10043	C	0	2	8	1.64	1.29	3.88	0.03
10043	D	0	4	17	0.44	0.90	1.48	-0.26
10044	*	-1	1872	99	1.53	0.03	0.00	0.01
10044	A	1	11	50	2.83	0.46	0.56	0.75
10044	B	0	2	9	-0.37	0.41	0.28	-0.29
10044	C	0	3	14	0.58	0.28	0.71	-0.16
10044	D	0	6	27	-0.30	0.56	0.52	-0.53
10045	*	-1	1873	99	1.52	0.03	0.00	0.00
10045	A	1	17	81	2.08	0.40	1.01	0.52
10045	B	0	1	5	0.68	0.00	0.63	-0.09
10045	C	0	0	0	0.00	0.00	0.00	0.00
10045	D	0	3	14	-1.25	1.99	0.67	-0.53

ItemID	Response	Score	n	n %	Avg. Prsn Msr	SE	OUT.MSQ	PTME
10046	*	-1	1870	99	1.54	0.03	0.00	0.06
10046	A	1	8	33	1.48	0.72	3.27	0.35
10046	B	0	4	17	0.24	0.47	0.75	-0.14
10046	C	0	4	17	0.88	0.64	2.06	0.05
10046	D	0	8	33	0.13	0.43	0.85	-0.27
10047	*	-1	1871	99	1.53	0.03	0.00	0.01
10047	A	1	11	48	2.24	0.49	1.18	0.48
10047	B	0	3	13	-0.19	0.92	0.51	-0.38
10047	C	0	2	9	1.31	1.71	2.77	-0.02
10047	D	0	7	30	0.87	0.40	1.00	-0.22
10048	*	-1	1870	99	1.53	0.03	0.00	0.04
10048	A	1	15	63	1.80	0.40	0.77	0.60
10048	B	0	2	8	-0.24	0.15	0.45	-0.24
10048	C	0	5	21	-0.06	0.50	0.99	-0.36
10048	D	0	2	8	-0.39	0.55	0.44	-0.27
10049	*	-1	1871	99	1.53	0.03	0.00	0.04
10049	A	1	13	57	1.85	0.45	0.79	0.61
10049	B	0	2	9	-0.91	0.16	0.21	-0.37
10049	C	0	6	26	-0.03	0.28	0.58	-0.38
10049	D	0	2	9	0.38	0.92	1.10	-0.12
10050	*	-1	1870	99	1.53	0.03	0.00	0.04
10050	A	1	5	21	2.45	0.57	0.58	0.56
10050	B	0	10	42	0.73	0.25	0.63	-0.18
10050	C	0	6	25	0.91	0.65	1.47	-0.05
10050	D	0	3	13	-0.19	0.45	0.25	-0.35

ItemID	Response	Score	n	n %	Avg. Prsn Msr	SE	OUT.MSQ	PTME
10051	*	-1	1871	99	1.53	0.03	0.00	0.03
10051	A	1	17	74	1.70	0.38	0.79	0.56
10051	B	0	2	9	-0.11	0.76	0.67	-0.22
10051	C	0	0	0	0.00	0.00	0.00	0.00
10051	D	0	4	17	-0.67	0.72	0.49	-0.48
10052	*	-1	1870	99	1.53	0.03	0.00	0.02
10052	A	1	15	63	1.69	0.48	1.19	0.37
10052	B	0	3	13	0.76	0.85	2.07	-0.11
10052	C	0	4	17	0.47	0.28	0.84	-0.21
10052	D	0	2	8	0.02	0.03	0.47	-0.23
10053	*	-1	1871	99	1.52	0.03	0.00	0.00
10053	A	1	12	52	2.76	0.54	0.73	0.67
10053	B	0	2	9	0.54	0.01	0.63	-0.17
10053	C	0	6	26	0.49	0.37	0.84	-0.34
10053	D	0	3	13	-0.45	0.24	0.25	-0.41
10054	*	-1	1870	99	1.53	0.03	0.00	0.01
10054	A	1	12	50	1.98	0.48	1.07	0.43
10054	B	0	3	13	0.73	0.41	0.84	-0.15
10054	C	0	2	8	0.15	0.50	0.46	-0.24
10054	D	0	7	29	0.84	0.54	1.95	-0.21
10055	*	-1	1871	99	1.52	0.03	0.00	-0.04
10055	A	1	7	30	4.39	0.34	0.21	0.85
10055	B	0	7	30	1.16	0.40	0.66	-0.34
10055	C	0	3	13	0.44	0.90	0.35	-0.35
10055	D	0	6	26	1.28	0.26	0.51	-0.26

ItemID	Response	Score	n	n %	Avg. Prsn Msr	SE	OUT.MSQ	PTME
10056	*	-1	1871	99	1.53	0.03	0.00	0.04
10056	A	1	7	30	1.97	0.59	1.84	0.47
10056	B	0	4	17	-0.36	0.57	0.34	-0.45
10056	C	0	4	17	0.80	0.31	0.70	-0.07
10056	D	0	8	35	0.91	0.43	1.59	-0.04
10057	*	-1	1871	99	1.53	0.03	0.00	0.04
10057	A	1	17	74	1.47	0.29	0.69	0.61
10057	B	0	0	0	0.00	0.00	0.00	0.00
10057	C	0	4	17	-0.10	0.26	0.55	-0.37
10057	D	0	2	9	-0.97	0.80	0.28	-0.45
10058	*	-1	1870	99	1.53	0.03	0.00	0.03
10058	A	1	16	67	1.53	0.46	1.24	0.31
10058	B	0	2	8	0.58	0.22	1.02	-0.11
10058	C	0	0	0	0.00	0.00	0.00	0.00
10058	D	0	6	25	0.39	0.57	2.16	-0.27
10059	*	-1	1716	91	1.51	0.03	0.00	-0.04
10059	A	1	150	84	1.94	0.10	0.93	0.42
10059	B	0	13	7	-0.19	0.32	0.40	-0.39
10059	C	0	14	8	0.99	0.24	1.16	-0.15
10059	D	0	1	1	-0.77	0.00	0.14	-0.14
10060	*	-1	1717	91	1.51	0.03	0.00	-0.02
10060	A	1	148	84	1.91	0.09	0.89	0.50
10060	B	0	13	7	0.38	0.29	0.79	-0.28
10060	C	0	13	7	0.10	0.24	0.45	-0.34
10060	D	0	3	2	-0.11	0.99	0.54	-0.18

ItemID	Response	Score	n	n %	Avg. Prsn Msr	SE	OUT.MSQ	PTME
10061	*	-1	1871	99	1.53	0.03	0.00	0.04
10061	A	1	14	61	1.43	0.32	1.04	0.44
10061	B	0	2	9	1.48	0.10	1.88	0.12
10061	C	0	2	9	-0.05	0.96	0.60	-0.28
10061	D	0	5	22	0.07	0.30	0.55	-0.42
10062	*	-1	1870	99	1.53	0.03	0.00	0.02
10062	A	1	17	71	1.81	0.46	1.07	0.47
10062	B	0	1	4	-0.95	0.00	0.23	-0.26
10062	C	0	6	25	0.13	0.18	0.75	-0.37
10062	D	0	0	0	0.00	0.00	0.00	0.00
10063	*	-1	1872	99	1.53	0.03	0.00	0.00
10063	A	1	19	86	1.78	0.48	1.03	0.34
10063	B	0	3	14	-0.21	0.35	0.71	-0.34
10063	C	0	0	0	0.00	0.00	0.00	0.00
10063	D	0	0	0	0.00	0.00	0.00	0.00
10064	*	-1	1872	99	1.53	0.03	0.00	0.02
10064	A	1	16	73	1.81	0.38	0.71	0.56
10064	B	0	2	9	0.33	0.62	0.83	-0.18
10064	C	0	1	5	-0.58	0.00	0.28	-0.25
10064	D	0	3	14	-0.44	0.65	0.45	-0.42
10065	*	-1	1725	91	1.55	0.03	0.00	0.06
10065	A	1	153	91	1.39	0.09	0.88	0.37
10065	B	0	5	3	-0.05	0.64	1.02	-0.18
10065	C	0	10	6	-0.35	0.37	0.66	-0.32
10065	D	0	1	1	0.96	0.00	1.31	-0.02

ItemID	Response	Score	n	n %	Avg. Prsn Msr	SE	OUT.MSQ	PTME
10066	*	-1	1870	99	1.53	0.03	0.00	0.06
10066	A	1	15	63	1.56	0.38	1.16	0.51
10066	B	0	6	25	0.45	0.44	1.10	-0.10
10066	C	0	0	0	0.00	0.00	0.00	0.00
10066	D	0	3	13	-2.36	1.57	0.32	-0.62
10067	*	-1	1870	99	1.53	0.03	0.00	0.05
10067	A	1	8	33	1.75	0.30	0.84	0.42
10067	B	0	8	33	1.42	0.42	2.13	0.24
10067	C	0	4	17	0.02	0.54	0.43	-0.32
10067	D	0	4	17	-0.56	0.64	0.25	-0.51
10068	*	-1	1713	90	1.52	0.03	0.00	-0.02
10068	A	1	73	40	2.39	0.13	0.84	0.57
10068	B	0	92	51	1.16	0.08	0.84	-0.40
10068	C	0	15	8	0.74	0.23	0.58	-0.23
10068	D	0	1	1	-1.77	0.00	0.03	-0.22
10069	*	-1	1722	91	1.50	0.03	0.00	-0.05
10069	A	1	148	86	1.99	0.11	0.87	0.43
10069	B	0	6	3	1.00	0.59	1.74	-0.10
10069	C	0	15	9	0.09	0.24	0.53	-0.37
10069	D	0	3	2	-0.56	0.73	0.31	-0.22
10070	*	-1	1870	99	1.53	0.03	0.00	0.00
10070	A	1	12	50	2.96	0.58	1.79	0.59
10070	B	0	1	4	-0.35	0.00	0.15	-0.16
10070	C	0	9	38	0.97	0.35	0.91	-0.17
10070	D	0	2	8	-3.86	1.37	0.02	-0.66

ItemID	Response	Score	n	n %	Avg. Prsn Msr	SE	OUT.MSQ	PTME
10071	*	-1	1872	99	1.53	0.03	0.00	0.01
10071	A	1	17	77	1.73	0.43	1.18	0.38
10071	B	0	1	5	-0.20	0.00	0.41	-0.21
10071	C	0	4	18	0.36	0.40	0.87	-0.30
10071	D	0	0	0	0.00	0.00	0.00	0.00
10072	*	-1	1871	99	1.53	0.03	0.00	0.03
10072	A	1	9	39	1.92	0.77	2.59	0.41
10072	B	0	8	35	0.77	0.22	0.96	-0.16
10072	C	0	1	4	-0.16	0.00	0.32	-0.17
10072	D	0	5	22	0.45	0.24	0.66	-0.22
10073	*	-1	1871	99	1.52	0.03	0.00	-0.01
10073	A	1	19	83	2.08	0.37	0.74	0.54
10073	B	0	3	13	-0.60	0.25	0.28	-0.50
10073	C	0	1	4	0.19	0.00	0.58	-0.18
10073	D	0	0	0	0.00	0.00	0.00	0.00
10074	*	-1	1872	99	1.53	0.03	0.00	0.02
10074	A	1	14	64	1.78	0.28	0.96	0.55
10074	B	0	4	18	1.08	0.51	1.33	-0.08
10074	C	0	1	5	0.26	0.00	0.42	-0.19
10074	D	0	3	14	-0.40	0.28	0.23	-0.57
10075	*	-1	1870	99	1.52	0.03	0.00	-0.02
10075	A	1	22	92	1.80	0.37	1.07	0.17
10075	B	0	0	0	0.00	0.00	0.00	0.00
10075	C	0	2	8	0.78	0.48	1.06	-0.17
10075	D	0	0	0	0.00	0.00	0.00	0.00

ItemID	Response	Score	n	n %	Avg. Prsn Msr	SE	OUT.MSQ	PTME
10076	*	-1	1869	99	1.53	0.03	0.00	0.01
10076	A	1	20	80	1.89	0.32	0.79	0.53
10076	B	0	3	12	0.46	0.90	1.56	-0.23
10076	C	0	0	0	0.00	0.00	0.00	0.00
10076	D	0	2	8	-1.31	0.39	0.13	-0.51
10077	*	-1	1870	99	1.52	0.03	0.00	-0.04
10077	A	1	20	83	2.59	0.32	0.48	0.71
10077	B	0	1	4	-0.25	0.00	0.31	-0.25
10077	C	0	1	4	-0.20	0.00	0.32	-0.24
10077	D	0	2	8	-1.79	0.90	0.09	-0.60
10078	*	-1	1871	99	1.53	0.03	0.00	0.01
10078	A	1	21	91	1.63	0.31	0.62	0.41
10078	B	0	1	4	1.97	0.00	5.17	0.07
10078	C	0	0	0	0.00	0.00	0.00	0.00
10078	D	0	1	4	-3.76	0.00	0.02	-0.64
10079	*	-1	1870	99	1.53	0.03	0.00	0.01
10079	A	1	20	83	1.67	0.38	1.13	0.30
10079	B	0	2	8	1.24	0.20	1.81	-0.04
10079	C	0	2	8	-0.57	0.39	0.32	-0.37
10079	D	0	0	0	0.00	0.00	0.00	0.00
10080	*	-1	1874	99	1.53	0.03	0.00	0.02
10080	A	-1	20	100	1.20	0.37	0.00	0.00
10080	B	-1	0	0	0.00	0.00	0.00	0.00
10080	C	-1	0	0	0.00	0.00	0.00	0.00
10080	D	-1	0	0	0.00	0.00	0.00	0.00

ItemID	Response	Score	n	n %	Avg. Prsn Msr	SE	OUT.MSQ	PTME
10081	*	-1	1870	99	1.53	0.03	0.00	0.03
10081	A	1	21	88	1.31	0.30	1.24	0.29
10081	B	0	1	4	1.32	0.00	2.21	0.02
10081	C	0	1	4	-0.91	0.00	0.24	-0.32
10081	D	0	1	4	-0.08	0.00	0.55	-0.19
10082	*	-1	1871	99	1.53	0.03	0.00	0.04
10082	A	1	21	91	1.14	0.27	0.88	0.43
10082	B	0	0	0	0.00	0.00	0.00	0.00
10082	C	0	1	4	0.31	0.00	1.05	-0.11
10082	D	0	1	4	-2.04	0.00	0.10	-0.49
10083	*	-1	1870	99	1.53	0.03	0.00	0.02
10083	A	1	21	88	1.41	0.36	1.10	0.21
10083	B	0	1	4	1.65	0.00	2.95	0.05
10083	C	0	2	8	-0.21	0.25	0.47	-0.29
10083	D	0	0	0	0.00	0.00	0.00	0.00
10084	*	-1	1870	99	1.52	0.03	0.00	-0.01
10084	A	1	22	92	1.69	0.30	1.01	0.23
10084	B	0	0	0	0.00	0.00	0.00	0.00
10084	C	0	2	8	0.56	0.73	0.87	-0.23
10084	D	0	0	0	0.00	0.00	0.00	0.00
10085	*	-1	1869	99	1.53	0.03	0.00	0.02
10085	A	1	9	36	2.46	0.47	0.83	0.61
10085	B	0	4	16	0.73	0.67	1.01	-0.18
10085	C	0	7	28	1.19	0.30	1.02	-0.05
10085	D	0	5	20	-0.11	0.32	0.28	-0.50

ItemID	Response	Score	n	n %	Avg. Prsn Msr	SE	OUT.MSQ	PTME
10086	*	-1	1871	99	1.53	0.03	0.00	0.02
10086	A	1	10	43	1.61	0.40	1.18	0.30
10086	B	0	7	30	0.66	0.21	0.62	-0.32
10086	C	0	3	13	1.29	0.83	1.73	0.02
10086	D	0	3	13	1.11	1.02	1.64	-0.03
10087	*	-1	1870	99	1.53	0.03	0.00	0.03
10087	A	1	15	63	2.03	0.30	0.78	0.58
10087	B	0	5	21	0.87	0.65	1.48	-0.10
10087	C	0	2	8	-0.62	1.72	0.50	-0.31
10087	D	0	2	8	-2.19	1.58	0.09	-0.56
10088	*	-1	1870	99	1.53	0.03	0.00	0.03
10088	A	1	18	75	1.44	0.36	1.09	0.33
10088	B	0	0	0	0.00	0.00	0.00	0.00
10088	C	0	3	13	1.07	1.11	5.16	-0.02
10088	D	0	3	13	-0.55	0.26	0.36	-0.41
10089	*	-1	1869	99	1.52	0.03	0.00	-0.01
10089	A	1	23	92	1.84	0.37	0.95	0.38
10089	B	0	0	0	0.00	0.00	0.00	0.00
10089	C	0	1	4	-0.94	0.00	0.24	-0.29
10089	D	0	1	4	-0.54	0.00	0.36	-0.24
10090	*	-1	1871	99	1.52	0.03	0.00	-0.02
10090	A	1	15	65	2.29	0.24	0.87	0.52
10090	B	0	7	30	1.01	0.55	1.57	-0.45
10090	C	0	0	0	0.00	0.00	0.00	0.00
10090	D	0	1	4	0.65	0.00	0.38	-0.21

ItemID	Response	Score	n	n %	Avg. Prsn Msr	SE	OUT.MSQ	PTME
10091	*	-1	1872	99	1.52	0.03	0.00	-0.01
10091	A	1	15	68	2.20	0.29	0.66	0.69
10091	B	0	0	0	0.00	0.00	0.00	0.00
10091	C	0	5	23	0.48	0.21	0.50	-0.47
10091	D	0	2	9	-0.13	0.41	0.27	-0.42
10092	*	-1	1871	99	1.53	0.03	0.00	0.02
10092	A	1	16	70	1.52	0.34	1.08	0.25
10092	B	0	2	9	0.08	0.43	0.45	-0.30
10092	C	0	3	13	0.85	0.90	1.69	-0.14
10092	D	0	2	9	1.52	0.64	2.12	0.05
10093	*	-1	1869	99	1.53	0.03	0.00	0.04
10093	A	1	11	44	2.15	0.58	1.47	0.48
10093	B	0	3	12	1.11	0.99	2.21	0.01
10093	C	0	11	44	-0.10	0.58	0.67	-0.48
10093	D	0	0	0	0.00	0.00	0.00	0.00
10094	*	-1	1254	66	1.65	0.04	0.00	0.13
10094	A	1	341	53	2.04	0.08	1.10	0.51
10094	B	0	109	17	0.72	0.12	1.38	-0.16
10094	C	0	110	17	0.52	0.10	1.07	-0.22
10094	D	0	80	13	-0.16	0.15	0.57	-0.34
10095	*	-1	1872	99	1.52	0.03	0.00	-0.04
10095	A	1	19	86	2.47	0.32	0.65	0.63
10095	B	0	1	5	-0.21	0.00	0.27	-0.31
10095	C	0	1	5	-0.66	0.00	0.17	-0.37
10095	D	0	1	5	-0.47	0.00	0.21	-0.35

ItemID	Response	Score	n	n %	Avg. Prsn Msr	SE	OUT.MSQ	PTME
10096	*	-1	1870	99	1.53	0.03	0.00	0.05
10096	A	1	18	75	1.52	0.37	0.70	0.58
10096	B	0	1	4	-0.59	0.00	0.43	-0.17
10096	C	0	2	8	-1.36	0.42	0.22	-0.37
10096	D	0	3	13	-0.80	1.32	1.15	-0.35
10097	*	-1	1870	99	1.53	0.03	0.00	0.01
10097	A	1	17	71	1.89	0.35	1.05	0.51
10097	B	0	4	17	0.18	0.46	0.63	-0.38
10097	C	0	3	13	0.34	0.49	0.69	-0.28
10097	D	0	0	0	0.00	0.00	0.00	0.00
10098	*	-1	1871	99	1.53	0.03	0.00	0.05
10098	A	1	16	70	1.43	0.33	0.87	0.56
10098	B	0	3	13	0.05	0.90	1.36	-0.24
10098	C	0	1	4	0.01	0.00	0.59	-0.14
10098	D	0	3	13	-0.70	0.23	0.31	-0.44
10099	*	-1	1870	99	1.53	0.03	0.00	0.02
10099	A	1	21	88	1.51	0.29	0.86	0.43
10099	B	0	0	0	0.00	0.00	0.00	0.00
10099	C	0	2	8	-0.55	0.10	0.27	-0.41
10099	D	0	1	4	0.35	0.00	0.66	-0.15
10100	*	-1	1872	99	1.53	0.03	0.00	0.01
10100	A	1	15	68	2.11	0.44	0.82	0.54
10100	B	0	2	9	-1.67	0.73	0.11	-0.50
10100	C	0	3	14	-0.47	0.68	0.41	-0.38
10100	D	0	2	9	1.85	0.82	3.91	0.07

ItemID	Response	Score	n	n %	Avg. Prsn Msr	SE	OUT.MSQ	PTME
10101	*	-1	1870	99	1.53	0.03	0.00	0.02
10101	A	1	17	71	1.86	0.31	0.68	0.60
10101	B	0	3	13	-0.27	0.10	0.33	-0.40
10101	C	0	2	8	0.86	1.20	1.81	-0.09
10101	D	0	2	8	-0.74	0.85	0.28	-0.42
10102	*	-1	1870	99	1.52	0.03	0.00	-0.05
10102	A	1	17	71	2.62	0.35	1.14	0.44
10102	B	0	5	21	1.90	0.34	1.60	-0.09
10102	C	0	1	4	-0.95	0.00	0.07	-0.42
10102	D	0	1	4	-0.85	0.00	0.08	-0.40
10103	*	-1	1701	90	1.54	0.03	0.00	0.04
10103	A	1	151	78	1.59	0.09	1.00	0.35
10103	B	0	20	10	0.39	0.17	0.71	-0.29
10103	C	0	22	11	0.82	0.23	1.40	-0.17
10103	D	0	0	0	0.00	0.00	0.00	0.00
10104	*	-1	1870	99	1.53	0.03	0.00	0.05
10104	A	1	14	58	1.34	0.31	1.14	0.44
10104	B	0	5	21	0.50	0.28	0.82	-0.17
10104	C	0	2	8	1.34	0.41	1.82	0.11
10104	D	0	3	13	-0.84	0.64	0.29	-0.54
10105	*	-1	1870	99	1.53	0.03	0.00	0.03
10105	A	1	16	67	2.00	0.37	0.85	0.60
10105	B	0	2	8	-0.33	0.93	0.43	-0.22
10105	C	0	3	13	0.27	0.38	0.61	-0.17
10105	D	0	3	13	-1.54	1.85	0.58	-0.51

ItemID	Response	Score	n	n %	Avg. Prsn Msr	SE	OUT.MSQ	PTME
10106	*	-1	1870	99	1.52	0.03	0.00	-0.01
10106	A	1	20	83	2.07	0.31	0.62	0.65
10106	B	0	0	0	0.00	0.00	0.00	0.00
10106	C	0	2	8	-0.66	0.55	0.27	-0.41
10106	D	0	2	8	-0.94	0.28	0.18	-0.46
10107	*	-1	1870	99	1.52	0.03	0.00	-0.01
10107	A	1	17	71	2.36	0.35	0.67	0.68
10107	B	0	0	0	0.00	0.00	0.00	0.00
10107	C	0	5	21	-0.20	0.30	0.35	-0.56
10107	D	0	2	8	-0.04	0.22	0.35	-0.30
10108	*	-1	1872	99	1.53	0.03	0.00	0.02
10108	A	1	16	73	1.86	0.28	0.63	0.67
10108	B	0	2	9	0.34	0.91	0.84	-0.19
10108	C	0	2	9	-0.54	1.57	0.60	-0.38
10108	D	0	2	9	-0.90	0.11	0.17	-0.46
10109	*	-1	1872	99	1.52	0.03	0.00	-0.01
10109	A	1	19	86	1.83	0.34	1.20	0.22
10109	B	0	1	5	1.31	0.00	1.26	-0.06
10109	C	0	1	5	0.07	0.00	0.36	-0.26
10109	D	0	1	5	1.47	0.00	1.47	-0.04
10110	*	-1	1870	99	1.53	0.03	0.00	0.05
10110	A	1	17	71	1.24	0.36	1.03	0.32
10110	B	0	5	21	0.82	0.33	1.59	-0.04
10110	C	0	0	0	0.00	0.00	0.00	0.00
10110	D	0	2	8	-1.33	1.07	0.24	-0.46

ItemID	Response	Score	n	n %	Avg. Prsn Msr	SE	OUT.MSQ	PTME
10111	*	-1	1871	99	1.53	0.03	0.00	0.04
10111	A	1	18	78	1.66	0.37	0.60	0.65
10111	B	0	0	0	0.00	0.00	0.00	0.00
10111	C	0	3	13	-1.14	0.58	0.35	-0.46
10111	D	0	2	9	-1.32	0.38	0.22	-0.40
10112	*	-1	1871	99	1.53	0.03	0.00	0.02
10112	A	1	10	43	2.40	0.31	0.53	0.75
10112	B	0	4	17	0.23	0.48	0.46	-0.37
10112	C	0	9	39	0.51	0.26	0.62	-0.48
10112	D	0	0	0	0.00	0.00	0.00	0.00
10113	*	-1	1870	99	1.53	0.03	0.00	0.02
10113	A	1	16	67	1.87	0.37	0.86	0.58
10113	B	0	3	13	-0.30	0.33	0.40	-0.38
10113	C	0	1	4	-0.54	0.00	0.28	-0.24
10113	D	0	4	17	0.34	0.44	0.96	-0.27
10114	*	-1	1871	99	1.53	0.03	0.00	0.06
10114	A	1	15	65	1.01	0.30	1.20	0.23
10114	B	0	3	13	-0.10	0.32	0.53	-0.32
10114	C	0	3	13	0.43	0.69	1.36	-0.13
10114	D	0	2	9	1.40	1.13	3.69	0.16
10115	*	-1	1874	99	1.54	0.03	0.00	0.09
10115	A	1	12	60	0.87	0.35	0.95	0.48
10115	B	0	0	0	0.00	0.00	0.00	0.00
10115	C	0	6	30	0.07	0.33	1.06	-0.16
10115	D	0	2	10	-1.66	0.74	0.19	-0.54

ItemID	Response	Score	n	n %	Avg. Prsn Msr	SE	OUT.MSQ	PTME
10116	*	-1	1870	99	1.53	0.03	0.00	0.03
10116	A	1	17	71	1.67	0.34	0.96	0.52
10116	B	0	1	4	-0.82	0.00	0.21	-0.29
10116	C	0	5	21	0.29	0.36	0.79	-0.32
10116	D	0	1	4	-0.47	0.00	0.29	-0.24
10117	*	-1	1870	99	1.53	0.03	0.00	0.00
10117	A	1	12	50	2.04	0.40	1.05	0.44
10117	B	0	4	17	1.20	0.45	1.20	-0.10
10117	C	0	5	21	1.19	0.39	1.08	-0.12
10117	D	0	3	13	0.11	0.53	0.38	-0.41
10118	*	-1	1870	99	1.54	0.03	0.00	0.07
10118	A	1	15	63	1.21	0.35	0.99	0.38
10118	B	0	3	13	1.13	1.57	10.46	0.09
10118	C	0	4	17	-0.20	0.59	0.82	-0.23
10118	D	0	2	8	-1.94	1.83	0.29	-0.46
10119	*	-1	1871	99	1.52	0.03	0.00	-0.01
10119	A	1	5	22	4.48	0.54	0.23	0.75
10119	B	0	6	26	0.26	0.74	0.90	-0.40
10119	C	0	8	35	1.38	0.46	0.86	-0.08
10119	D	0	4	17	0.48	0.38	0.26	-0.26
10120	*	-1	1872	99	1.53	0.03	0.00	0.05
10120	A	1	13	59	1.28	0.34	1.16	0.36
10120	B	0	2	9	1.09	0.55	1.58	0.05
10120	C	0	7	32	0.17	0.47	1.16	-0.41
10120	D	0	0	0	0.00	0.00	0.00	0.00

ItemID	Response	Score	n	n %	Avg. Prsn Msr	SE	OUT.MSQ	PTME
10121	*	-1	1871	99	1.53	0.03	0.00	0.03
10121	A	1	11	48	2.14	0.49	1.61	0.61
10121	B	0	2	9	0.00	0.03	0.34	-0.22
10121	C	0	7	30	0.50	0.35	0.79	-0.26
10121	D	0	3	13	-0.41	0.75	0.37	-0.37
10122	*	-1	1870	99	1.53	0.03	0.00	0.05
10122	A	1	12	50	1.72	0.42	0.87	0.54
10122	B	0	5	21	-1.17	0.44	0.19	-0.65
10122	C	0	2	8	0.69	0.22	0.90	-0.03
10122	D	0	5	21	0.88	0.46	1.59	0.01
10123	*	-1	1870	99	1.53	0.03	0.00	0.02
10123	A	1	13	54	1.96	0.37	1.10	0.57
10123	B	0	4	17	0.68	0.22	0.63	-0.22
10123	C	0	5	21	0.56	0.22	0.57	-0.31
10123	D	0	2	8	0.18	1.11	0.60	-0.27
10124	*	-1	1872	99	1.53	0.03	0.00	0.00
10124	A	1	18	82	1.79	0.28	0.96	0.48
10124	B	0	2	9	0.65	0.27	0.66	-0.22
10124	C	0	2	9	-0.11	0.47	0.33	-0.42
10124	D	0	0	0	0.00	0.00	0.00	0.00
10125	*	-1	1870	99	1.53	0.03	0.00	0.02
10125	A	1	15	63	1.75	0.30	0.86	0.49
10125	B	0	6	25	0.06	0.40	0.63	-0.50
10125	C	0	2	8	1.82	1.17	4.12	0.13
10125	D	0	1	4	-0.65	0.00	0.20	-0.29

ItemID	Response	Score	n	n %	Avg. Prsn Msr	SE	OUT.MSQ	PTME
10126	*	-1	1871	99	1.53	0.03	0.00	0.01
10126	A	1	14	61	2.25	0.45	0.76	0.59
10126	B	0	2	9	0.43	0.12	0.58	-0.17
10126	C	0	5	22	0.27	0.51	0.81	-0.34
10126	D	0	2	9	-0.62	0.96	0.30	-0.36
10127	*	-1	1872	99	1.53	0.03	0.00	0.03
10127	A	1	15	68	1.34	0.32	1.33	0.26
10127	B	0	3	14	0.43	0.68	0.96	-0.25
10127	C	0	2	9	1.77	0.24	2.39	0.17
10127	D	0	2	9	0.04	0.22	0.43	-0.30
10128	*	-1	1724	91	1.52	0.03	0.00	-0.01
10128	A	1	92	54	2.05	0.11	1.00	0.45
10128	B	0	40	24	1.14	0.15	0.98	-0.20
10128	C	0	35	21	0.91	0.17	0.92	-0.29
10128	D	0	3	2	0.36	0.73	0.53	-0.14
10129	*	-1	1870	99	1.53	0.03	0.00	0.05
10129	A	1	13	54	1.50	0.37	1.02	0.51
10129	B	0	4	17	-0.31	0.36	0.41	-0.41
10129	C	0	5	21	0.40	0.43	0.94	-0.19
10129	D	0	2	8	0.46	1.12	1.23	-0.10
10130	*	-1	1872	99	1.53	0.03	0.00	0.05
10130	A	1	11	50	2.10	0.32	0.47	0.76
10130	B	0	2	9	0.58	0.78	1.09	-0.05
10130	C	0	5	23	-0.54	0.30	0.32	-0.45
10130	D	0	4	18	-0.74	0.84	0.40	-0.45

ItemID	Response	Score	n	n %	Avg. Prsn Msr	SE	OUT.MSQ	PTME
10131	*	-1	1871	99	1.53	0.03	0.00	0.03
10131	A	1	11	48	1.48	0.54	1.82	0.26
10131	B	0	4	17	0.99	0.51	1.43	-0.04
10131	C	0	2	9	0.00	0.03	0.39	-0.24
10131	D	0	6	26	0.83	0.43	1.30	-0.11
10132	*	-1	1870	99	1.53	0.03	0.00	0.06
10132	A	1	10	42	1.28	0.57	1.52	0.31
10132	B	0	6	25	0.55	0.41	1.42	-0.09
10132	C	0	3	13	-0.49	0.62	0.42	-0.34
10132	D	0	5	21	0.74	0.36	1.35	-0.01
10133	*	-1	1692	89	1.51	0.03	0.00	-0.04
10133	A	1	146	72	2.00	0.10	1.14	0.43
10133	B	0	12	6	0.62	0.18	0.56	-0.21
10133	C	0	38	19	0.93	0.15	1.03	-0.29
10133	D	0	6	3	0.40	0.69	1.70	-0.18
10134	*	-1	1872	99	1.53	0.03	0.00	0.02
10134	A	1	15	68	1.77	0.43	0.97	0.49
10134	B	0	5	23	-0.17	0.54	0.85	-0.45
10134	C	0	1	5	-0.26	0.00	0.39	-0.19
10134	D	0	1	5	1.22	0.00	1.71	0.00
10135	*	-1	1705	90	1.52	0.03	0.00	-0.02
10135	A	1	119	63	2.09	0.11	0.88	0.49
10135	B	0	34	18	0.97	0.17	1.02	-0.22
10135	C	0	28	15	0.81	0.19	0.93	-0.25
10135	D	0	8	4	-0.44	0.28	0.22	-0.32

ItemID	Response	Score	n	n %	Avg. Prsn Msr	SE	OUT.MSQ	PTME
10136	*	-1	1726	91	1.50	0.03	0.00	-0.05
10136	A	1	96	57	2.26	0.13	1.11	0.47
10136	B	0	42	25	1.17	0.11	0.83	-0.26
10136	C	0	23	14	1.02	0.20	0.85	-0.23
10136	D	0	7	4	0.47	0.69	0.90	-0.21
10137	*	-1	1871	99	1.53	0.03	0.00	0.01
10137	A	1	12	52	2.19	0.41	0.87	0.54
10137	B	0	3	13	0.62	0.80	1.05	-0.20
10137	C	0	6	26	0.24	0.54	0.70	-0.46
10137	D	0	2	9	1.39	0.31	1.22	0.00
10138	*	-1	1871	99	1.53	0.03	0.00	0.03
10138	A	1	15	65	2.01	0.44	0.67	0.63
10138	B	0	0	0	0.00	0.00	0.00	0.00
10138	C	0	4	17	-0.56	0.44	0.42	-0.38
10138	D	0	4	17	-0.74	1.03	0.60	-0.42
10139	*	-1	1870	99	1.52	0.03	0.00	0.00
10139	A	1	19	79	2.02	0.34	0.73	0.57
10139	B	0	3	13	-0.09	0.83	0.76	-0.36
10139	C	0	2	8	-0.74	0.08	0.22	-0.41
10139	D	0	0	0	0.00	0.00	0.00	0.00
10140	*	-1	1870	99	1.53	0.03	0.00	0.05
10140	A	1	11	46	2.27	0.37	0.54	0.63
10140	B	0	8	33	0.32	0.31	0.69	-0.24
10140	C	0	3	13	-0.21	0.40	0.32	-0.23
10140	D	0	2	8	-1.87	3.36	1.48	-0.45

ItemID	Response	Score	n	n %	Avg. Prsn Msr	SE	OUT.MSQ	PTME
10141	*	-1	1871	99	1.53	0.03	0.00	0.00
10141	A	1	15	65	2.29	0.36	0.63	0.69
10141	B	0	4	17	-0.01	0.62	0.71	-0.41
10141	C	0	2	9	0.09	0.08	0.42	-0.26
10141	D	0	2	9	-0.39	0.45	0.29	-0.35
10142	*	-1	1721	91	1.50	0.03	0.00	-0.05
10142	A	1	134	77	2.08	0.10	1.03	0.48
10142	B	0	18	10	0.64	0.18	0.61	-0.31
10142	C	0	20	12	0.70	0.22	0.75	-0.31
10142	D	0	1	1	0.30	0.00	0.33	-0.09
10143	*	-1	1871	99	1.52	0.03	0.00	-0.01
10143	A	1	18	78	2.01	0.39	0.89	0.49
10143	B	0	4	17	-0.05	0.07	0.40	-0.46
10143	C	0	1	4	0.60	0.00	0.76	-0.13
10143	D	0	0	0	0.00	0.00	0.00	0.00
10144	*	-1	1871	99	1.53	0.03	0.00	0.04
10144	A	-1	23	100	1.06	0.26	0.00	0.00
10144	B	-1	0	0	0.00	0.00	0.00	0.00
10144	C	-1	0	0	0.00	0.00	0.00	0.00
10144	D	-1	0	0	0.00	0.00	0.00	0.00
10145	*	-1	1793	95	1.53	0.03	0.00	0.02
10145	A	1	89	88	1.64	0.13	0.98	0.40
10145	B	0	6	6	0.87	0.42	1.31	-0.10
10145	C	0	4	4	-1.23	1.42	0.68	-0.38
10145	D	0	2	2	-0.86	0.91	0.24	-0.23

ItemID	Response	Score	n	n %	Avg. Prsn Msr	SE	OUT.MSQ	PTME
10146	*	-1	1872	99	1.53	0.03	0.00	0.01
10146	A	1	20	91	1.65	0.30	0.85	0.49
10146	B	0	0	0	0.00	0.00	0.00	0.00
10146	C	0	0	0	0.00	0.00	0.00	0.00
10146	D	0	2	9	-0.86	0.35	0.23	-0.49
10147	*	-1	1869	99	1.53	0.03	0.00	0.03
10147	A	1	24	96	1.20	0.21	0.88	0.40
10147	B	0	1	4	-1.00	0.00	0.20	-0.40
10147	C	0	0	0	0.00	0.00	0.00	0.00
10147	D	0	0	0	0.00	0.00	0.00	0.00
10148	*	-1	1874	99	1.53	0.03	0.00	0.02
10148	A	1	16	80	1.64	0.39	0.99	0.42
10148	B	0	1	5	0.34	0.00	0.69	-0.15
10148	C	0	2	10	-0.05	0.68	0.57	-0.30
10148	D	0	1	5	-0.08	0.00	0.45	-0.21
10149	*	-1	1870	99	1.52	0.03	0.00	0.00
10149	A	1	18	75	2.08	0.39	0.98	0.55
10149	B	0	0	0	0.00	0.00	0.00	0.00
10149	C	0	5	21	-0.14	0.18	0.42	-0.51
10149	D	0	1	4	0.13	0.00	0.52	-0.17
10150	*	-1	1877	99	1.53	0.03	0.00	0.02
10150	A	1	10	59	1.67	0.44	1.04	0.47
10150	B	0	4	24	0.76	0.54	1.20	-0.18
10150	C	0	2	12	0.00	0.27	0.39	-0.33
10150	D	0	1	6	0.09	0.00	0.41	-0.21

ItemID	Response	Score	n	n %	Avg. Prsn Msr	SE	OUT.MSQ	PTME
10151	*	-1	1724	91	1.52	0.03	0.00	-0.01
10151	A	1	62	36	2.24	0.18	2.11	0.40
10151	B	0	30	18	1.01	0.17	0.81	-0.21
10151	C	0	71	42	1.32	0.11	0.98	-0.17
10151	D	0	7	4	0.77	0.61	0.85	-0.13
10152	*	-1	1723	91	1.51	0.03	0.00	-0.04
10152	A	1	93	54	2.05	0.13	1.40	0.29
10152	B	0	60	35	1.41	0.14	1.36	-0.19
10152	C	0	15	9	1.13	0.28	1.09	-0.15
10152	D	0	3	2	0.68	0.39	0.45	-0.11
10153	*	-1	1870	99	1.53	0.03	0.00	0.01
10153	A	1	8	33	2.40	0.82	2.04	0.41
10153	B	0	6	25	0.73	0.62	2.05	-0.20
10153	C	0	1	4	0.33	0.00	0.46	-0.12
10153	D	0	9	38	0.94	0.46	3.21	-0.18
10154	*	-1	1870	99	1.53	0.03	0.00	0.02
10154	A	1	10	42	1.87	0.61	2.53	0.23
10154	B	0	1	4	0.46	0.00	0.35	-0.07
10154	C	0	3	13	1.69	1.25	3.81	0.07
10154	D	0	10	42	0.51	0.95	2.88	-0.25
10155	*	-1	1870	99	1.53	0.03	0.00	0.05
10155	A	1	10	42	2.37	0.40	0.43	0.73
10155	B	0	4	17	0.53	0.21	0.71	-0.10
10155	C	0	2	8	-0.13	0.14	0.35	-0.18
10155	D	0	8	33	-0.49	0.52	0.54	-0.58

ItemID	Response	Score	n	n %	Avg. Prsn Msr	SE	OUT.MSQ	PTME
10156	*	-1	1871	99	1.53	0.03	0.00	0.00
10156	A	1	9	39	2.31	0.78	2.22	0.34
10156	B	0	7	30	1.20	0.52	1.74	-0.11
10156	C	0	3	13	-0.09	0.83	0.51	-0.33
10156	D	0	4	17	1.40	0.83	2.32	-0.02
10157	*	-1	1870	99	1.53	0.03	0.00	0.02
10157	A	1	11	46	1.52	0.44	2.53	0.15
10157	B	0	3	13	1.47	0.60	1.57	0.04
10157	C	0	3	13	0.58	0.59	0.63	-0.25
10157	D	0	7	29	1.31	0.35	1.35	-0.02
10158	*	-1	1870	99	1.53	0.03	0.00	0.02
10158	A	1	8	33	2.12	0.72	1.98	0.38
10158	B	0	11	46	0.94	0.26	0.89	-0.24
10158	C	0	2	8	-0.13	0.82	0.30	-0.30
10158	D	0	3	13	1.57	0.81	1.91	0.06
10159	*	-1	1870	99	1.53	0.03	0.00	0.00
10159	A	1	13	54	2.62	0.32	0.67	0.59
10159	B	0	5	21	0.20	0.48	0.40	-0.31
10159	C	0	5	21	1.15	0.87	2.27	-0.08
10159	D	0	1	4	-5.24	0.00	0.00	-0.67
10160	*	-1	1867	99	1.54	0.03	0.00	0.06
10160	A	1	11	41	1.03	0.32	1.55	0.11
10160	B	0	3	11	-1.92	1.66	0.27	-0.58
10160	C	0	9	33	1.48	0.46	4.06	0.29
10160	D	0	4	15	0.71	0.60	1.16	-0.02

ItemID	Response	Score	n	n %	Avg. Prsn Msr	SE	OUT.MSQ	PTME
10161	*	-1	1870	99	1.52	0.03	0.00	-0.02
10161	A	1	22	92	1.98	0.31	0.93	0.38
10161	B	0	0	0	0.00	0.00	0.00	0.00
10161	C	0	2	8	-0.09	0.27	0.34	-0.38
10161	D	0	0	0	0.00	0.00	0.00	0.00
10162	*	-1	1871	99	1.53	0.03	0.00	0.04
10162	A	1	17	74	1.47	0.41	0.90	0.44
10162	B	0	3	13	-0.43	0.27	0.44	-0.36
10162	C	0	2	9	0.38	0.58	1.08	-0.13
10162	D	0	1	4	-0.26	0.00	0.48	-0.18
10163	*	-1	1871	99	1.53	0.03	0.00	0.02
10163	A	1	19	83	1.46	0.32	1.11	0.25
10163	B	0	2	9	-0.19	0.10	0.39	-0.35
10163	C	0	2	9	1.36	0.16	1.86	0.01
10163	D	0	0	0	0.00	0.00	0.00	0.00
10164	*	-1	1871	99	1.53	0.03	0.00	0.04
10164	A	1	17	74	1.56	0.34	0.66	0.56
10164	B	0	0	0	0.00	0.00	0.00	0.00
10164	C	0	2	9	-1.32	0.06	0.16	-0.44
10164	D	0	4	17	-0.15	0.86	1.27	-0.32
10165	*	-1	1870	99	1.53	0.03	0.00	0.02
10165	A	1	14	58	2.03	0.54	0.96	0.52
10165	B	0	3	13	-0.07	0.83	0.83	-0.26
10165	C	0	7	29	0.14	0.29	0.81	-0.37
10165	D	0	0	0	0.00	0.00	0.00	0.00

ItemID	Response	Score	n	n %	Avg. Prsn Msr	SE	OUT.MSQ	PTME
10166	*	-1	1705	90	1.49	0.03	0.00	-0.08
10166	A	1	116	61	2.31	0.10	0.97	0.45
10166	B	0	40	21	1.36	0.14	1.04	-0.22
10166	C	0	29	15	1.06	0.23	1.00	-0.29
10166	D	0	4	2	0.49	0.55	0.44	-0.17
10167	*	-1	1870	99	1.53	0.03	0.00	0.05
10167	A	1	12	50	1.97	0.46	1.69	0.64
10167	B	0	7	29	-0.31	0.36	0.44	-0.49
10167	C	0	4	17	-0.24	0.23	0.37	-0.32
10167	D	0	1	4	1.91	0.00	2.92	0.12
10168	*	-1	1870	99	1.53	0.03	0.00	0.01
10168	A	1	12	50	2.18	0.59	1.31	0.46
10168	B	0	7	29	0.66	0.22	0.90	-0.29
10168	C	0	3	13	1.14	0.47	1.51	-0.06
10168	D	0	2	8	-0.11	0.93	0.52	-0.27
10169	*	-1	1870	99	1.53	0.03	0.00	0.03
10169	A	1	15	63	1.70	0.43	1.93	0.41
10169	B	0	4	17	0.13	0.61	0.64	-0.31
10169	C	0	2	8	-0.02	0.49	0.41	-0.24
10169	D	0	3	13	1.03	0.76	1.57	-0.04
10170	*	-1	1727	91	1.50	0.03	0.00	-0.06
10170	A	1	64	38	2.61	0.15	1.05	0.49
10170	B	0	68	41	1.20	0.12	0.88	-0.37
10170	C	0	29	17	1.43	0.25	1.56	-0.13
10170	D	0	6	4	1.47	0.43	1.05	-0.05

ItemID	Response	Score	n	n %	Avg. Prsn Msr	SE	OUT.MSQ	PTME
10171	*	-1	1870	99	1.52	0.03	0.00	-0.01
10171	A	1	15	63	2.28	0.44	1.03	0.51
10171	B	0	1	4	0.97	0.00	0.85	-0.07
10171	C	0	4	17	0.87	0.36	0.93	-0.18
10171	D	0	4	17	-0.13	0.95	0.84	-0.44
10172	*	-1	1871	99	1.53	0.03	0.00	0.06
10172	A	1	7	30	1.04	0.42	1.56	0.18
10172	B	0	8	35	0.41	0.33	0.89	-0.24
10172	C	0	5	22	0.76	0.63	1.69	0.00
10172	D	0	3	13	1.01	0.72	1.83	0.09
10173	*	-1	1707	90	1.51	0.03	0.00	-0.03
10173	A	1	93	50	2.20	0.14	1.06	0.42
10173	B	0	48	26	1.32	0.14	1.23	-0.16
10173	C	0	42	22	0.89	0.15	0.79	-0.32
10173	D	0	4	2	1.14	0.32	0.77	-0.06
10174	*	-1	1870	99	1.54	0.03	0.00	0.09
10174	A	1	11	46	1.14	0.48	1.82	0.36
10174	B	0	6	25	0.36	0.50	1.53	-0.03
10174	C	0	3	13	0.20	0.34	0.69	-0.06
10174	D	0	4	17	-1.05	1.41	0.81	-0.39
10175	*	-1	1871	99	1.53	0.03	0.00	0.02
10175	A	1	14	61	1.56	0.29	1.12	0.29
10175	B	0	3	13	0.91	0.89	1.27	-0.14
10175	C	0	5	22	1.26	0.37	1.29	-0.02
10175	D	0	1	4	-0.79	0.00	0.13	-0.40

ItemID	Response	Score	n	n %	Avg. Prsn Msr	SE	OUT.MSQ	PTME
10176	*	-1	1870	99	1.53	0.03	0.00	0.04
10176	A	1	11	46	2.20	0.53	0.92	0.59
10176	B	0	6	25	-0.03	0.59	0.66	-0.36
10176	C	0	2	8	1.09	1.02	1.79	0.00
10176	D	0	5	21	-0.13	0.38	0.43	-0.35
10177	*	-1	1870	99	1.53	0.03	0.00	0.00
10177	A	1	6	25	1.45	1.12	10.52	-0.02
10177	B	0	4	17	2.30	0.62	1.90	0.18
10177	C	0	4	17	0.90	1.20	1.90	-0.14
10177	D	0	10	42	1.49	0.56	1.50	-0.01
10178	*	-1	1870	99	1.53	0.03	0.00	0.02
10178	A	1	6	25	1.98	0.60	2.25	0.31
10178	B	0	7	29	1.51	0.51	1.91	0.13
10178	C	0	7	29	1.04	0.51	1.09	-0.08
10178	D	0	4	17	-0.10	0.52	0.23	-0.42
10179	*	-1	1872	99	1.53	0.03	0.00	0.01
10179	A	1	16	73	2.15	0.40	0.71	0.66
10179	B	0	1	5	-1.07	0.00	0.18	-0.27
10179	C	0	2	9	0.30	0.44	0.76	-0.17
10179	D	0	3	14	-1.36	0.94	0.23	-0.55
10180	*	-1	1871	99	1.52	0.03	0.00	-0.01
10180	A	1	21	91	1.88	0.26	0.95	0.45
10180	B	0	0	0	0.00	0.00	0.00	0.00
10180	C	0	1	4	-0.52	0.00	0.20	-0.39
10180	D	0	1	4	0.35	0.00	0.47	-0.23

ItemID	Response	Score	n	n %	Avg. Prsn Msr	SE	OUT.MSQ	PTME
10181	*	-1	1870	99	1.54	0.03	0.00	0.08
10181	A	1	10	42	1.13	0.48	1.25	0.40
10181	B	0	4	17	0.06	0.34	0.70	-0.15
10181	C	0	4	17	-0.26	0.24	0.49	-0.26
10181	D	0	6	25	0.27	0.61	1.42	-0.10
10182	*	-1	1872	99	1.53	0.03	0.00	0.03
10182	A	1	14	64	1.74	0.45	0.97	0.54
10182	B	0	0	0	0.00	0.00	0.00	0.00
10182	C	0	4	18	0.33	0.21	0.76	-0.22
10182	D	0	4	18	-0.44	0.39	0.42	-0.45
10183	*	-1	1873	99	1.54	0.03	0.00	0.09
10183	A	1	11	52	1.43	0.52	0.68	0.60
10183	B	0	3	14	0.19	0.15	1.09	-0.03
10183	C	0	3	14	-0.05	0.74	1.48	-0.09
10183	D	0	4	19	-2.19	0.55	0.14	-0.65
10184	*	-1	1872	99	1.53	0.03	0.00	0.04
10184	A	1	13	59	1.33	0.43	1.34	0.29
10184	B	0	4	18	0.94	0.57	1.85	-0.02
10184	C	0	2	9	0.82	0.80	1.46	-0.04
10184	D	0	3	14	-0.24	0.36	0.43	-0.36
10185	*	-1	1870	99	1.53	0.03	0.00	0.04
10185	A	1	17	71	1.58	0.31	0.62	0.58
10185	B	0	1	4	-0.68	0.00	0.29	-0.22
10185	C	0	2	8	1.10	1.68	4.81	0.02
10185	D	0	4	17	-1.11	0.45	0.24	-0.60

ItemID	Response	Score	n	n %	Avg. Prsn Msr	SE	OUT.MSQ	PTME
10186	*	-1	1872	99	1.53	0.03	0.00	0.04
10186	A	1	9	41	1.96	0.70	1.22	0.47
10186	B	0	7	32	-0.20	0.24	0.47	-0.49
10186	C	0	5	23	1.43	0.26	2.28	0.13
10186	D	0	1	5	-0.97	0.00	0.18	-0.26
10187	*	-1	1871	99	1.52	0.03	0.00	-0.02
10187	A	1	12	52	2.35	0.51	2.35	0.37
10187	B	0	5	22	1.88	0.45	2.08	0.04
10187	C	0	4	17	0.77	0.88	1.47	-0.28
10187	D	0	2	9	-0.03	0.76	0.26	-0.34
10188	*	-1	1871	99	1.53	0.03	0.00	0.00
10188	A	1	11	48	2.67	0.54	1.12	0.63
10188	B	0	5	22	0.65	0.48	0.88	-0.24
10188	C	0	6	26	0.05	0.49	0.59	-0.47
10188	D	0	1	4	1.08	0.00	0.87	-0.05
10189	*	-1	1870	99	1.53	0.03	0.00	0.04
10189	A	1	8	33	2.45	0.65	1.09	0.64
10189	B	0	4	17	0.15	0.41	0.51	-0.24
10189	C	0	10	42	0.41	0.32	0.72	-0.32
10189	D	0	2	8	-0.07	0.03	0.33	-0.21
10190	*	-1	1870	99	1.53	0.03	0.00	0.02
10190	A	1	10	42	2.33	0.36	0.78	0.58
10190	B	0	3	13	0.92	0.50	0.69	-0.10
10190	C	0	8	33	0.70	0.59	0.93	-0.29
10190	D	0	3	13	-0.12	0.17	0.20	-0.36

ItemID	Response	Score	n	n %	Avg. Prsn Msr	SE	OUT.MSQ	PTME
10191	*	-1	1872	99	1.52	0.03	0.00	-0.02
10191	A	1	13	59	2.58	0.31	0.58	0.73
10191	B	0	3	14	0.33	0.29	0.31	-0.43
10191	C	0	3	14	0.33	0.21	0.30	-0.43
10191	D	0	3	14	1.11	0.38	0.72	-0.19
10192	*	-1	1870	99	1.53	0.03	0.00	0.03
10192	A	1	7	29	2.51	0.40	0.69	0.63
10192	B	0	5	21	0.45	0.65	0.85	-0.26
10192	C	0	8	33	0.64	0.38	0.67	-0.26
10192	D	0	4	17	0.63	0.66	0.72	-0.16
10193	*	-1	1870	99	1.53	0.03	0.00	0.04
10193	A	1	17	71	1.53	0.27	0.79	0.63
10193	B	0	1	4	-0.26	0.00	0.37	-0.22
10193	C	0	0	0	0.00	0.00	0.00	0.00
10193	D	0	6	25	-0.17	0.26	0.48	-0.56
10194	*	-1	1870	99	1.53	0.03	0.00	0.01
10194	A	1	14	58	2.31	0.42	1.34	0.61
10194	B	0	3	13	0.94	0.40	0.93	-0.11
10194	C	0	5	21	-0.16	0.46	0.43	-0.48
10194	D	0	2	8	0.00	1.26	0.59	-0.25
10195	*	-1	1871	99	1.53	0.03	0.00	0.03
10195	A	1	17	74	1.57	0.23	0.79	0.53
10195	B	0	1	4	-0.77	0.00	0.19	-0.35
10195	C	0	3	13	0.99	0.91	2.05	-0.07
10195	D	0	2	9	-0.71	0.33	0.21	-0.49

ItemID	Response	Score	n	n %	Avg. Prsn Msr	SE	OUT.MSQ	PTME
10196	*	-1	1869	99	1.52	0.03	0.00	0.00
10196	A	1	19	76	2.22	0.35	0.77	0.62
10196	B	0	0	0	0.00	0.00	0.00	0.00
10196	C	0	4	16	-0.79	0.67	0.32	-0.56
10196	D	0	2	8	0.21	0.98	0.80	-0.22
10197	*	-1	1871	99	1.53	0.03	0.00	0.01
10197	A	1	19	83	1.69	0.41	1.14	0.35
10197	B	0	1	4	1.54	0.00	2.65	0.02
10197	C	0	1	4	0.07	0.00	0.61	-0.16
10197	D	0	2	9	-0.68	1.17	0.51	-0.37
10198	*	-1	1870	99	1.53	0.03	0.00	0.03
10198	A	1	13	54	2.11	0.45	0.75	0.59
10198	B	0	2	8	-1.68	0.81	0.10	-0.47
10198	C	0	5	21	0.64	0.51	1.36	-0.14
10198	D	0	4	17	-0.09	0.68	0.59	-0.30
10199	*	-1	1870	99	1.53	0.03	0.00	0.03
10199	A	1	15	63	1.47	0.33	1.18	0.39
10199	B	0	3	13	0.86	0.50	1.18	-0.09
10199	C	0	2	8	0.43	1.14	1.03	-0.18
10199	D	0	4	17	0.36	0.15	0.57	-0.29
10200	*	-1	1870	99	1.52	0.03	0.00	0.00
10200	A	1	16	67	2.61	0.30	0.49	0.83
10200	B	0	6	25	-0.62	0.23	0.22	-0.70
10200	C	0	1	4	0.13	0.00	0.40	-0.16
10200	D	0	1	4	-0.92	0.00	0.14	-0.29

ItemID	Response	Score	n	n %	Avg. Prsn Msr	SE	OUT.MSQ	PTME
10201	*	-1	1726	91	1.50	0.03	0.00	-0.05
10201	A	1	158	94	1.85	0.10	0.93	0.33
10201	B	0	5	3	-0.17	0.37	0.39	-0.26
10201	C	0	5	3	0.30	0.37	0.57	-0.20
10201	D	0	0	0	0.00	0.00	0.00	0.00
10202	*	-1	1870	99	1.53	0.03	0.00	0.02
10202	A	1	23	96	1.37	0.30	1.02	0.28
10202	B	0	1	4	-0.59	0.00	0.35	-0.28
10202	C	0	0	0	0.00	0.00	0.00	0.00
10202	D	0	0	0	0.00	0.00	0.00	0.00
10203	*	-1	1870	99	1.53	0.03	0.00	0.02
10203	A	1	22	92	1.54	0.31	0.67	0.54
10203	B	0	0	0	0.00	0.00	0.00	0.00
10203	C	0	0	0	0.00	0.00	0.00	0.00
10203	D	0	2	8	-1.63	0.71	0.17	-0.54
10204	*	-1	1870	99	1.53	0.03	0.00	0.01
10204	A	1	14	58	2.41	0.38	1.32	0.57
10204	B	0	4	17	1.20	0.68	1.30	-0.03
10204	C	0	2	8	-3.22	2.00	0.06	-0.63
10204	D	0	4	17	0.11	0.98	0.63	-0.25
10205	*	-1	1871	99	1.52	0.03	0.00	0.00
10205	A	1	22	96	1.72	0.34	0.74	0.42
10205	B	0	0	0	0.00	0.00	0.00	0.00
10205	C	0	0	0	0.00	0.00	0.00	0.00
10205	D	0	1	4	-1.78	0.00	0.11	-0.42

ItemID	Response	Score	n	n %	Avg. Prsn Msr	SE	OUT.MSQ	PTME
10206	*	-1	1870	99	1.54	0.03	0.00	0.06
10206	A	1	15	63	1.37	0.33	1.09	0.47
10206	B	0	0	0	0.00	0.00	0.00	0.00
10206	C	0	6	25	-0.55	1.05	1.68	-0.42
10206	D	0	3	13	0.06	0.60	0.72	-0.14
10207	*	-1	1870	99	1.52	0.03	0.00	-0.01
10207	A	1	13	54	2.34	0.37	0.76	0.55
10207	B	0	5	21	1.02	0.60	1.38	-0.23
10207	C	0	2	8	1.42	0.39	1.05	-0.05
10207	D	0	4	17	0.26	0.42	0.40	-0.44
10208	*	-1	1869	99	1.53	0.03	0.00	0.04
10208	A	1	19	76	1.48	0.34	0.82	0.50
10208	B	0	1	4	0.00	0.00	0.58	-0.12
10208	C	0	0	0	0.00	0.00	0.00	0.00
10208	D	0	5	20	-0.60	0.80	0.59	-0.48
10209	*	-1	1723	91	1.55	0.03	0.00	0.05
10209	A	1	155	91	1.46	0.10	0.92	0.36
10209	B	0	9	5	-0.45	0.31	0.46	-0.33
10209	C	0	6	4	0.43	0.51	1.13	-0.13
10209	D	0	1	1	-0.10	0.00	0.44	-0.09
10210	*	-1	1871	99	1.52	0.03	0.00	-0.01
10210	A	1	19	83	1.92	0.31	0.87	0.46
10210	B	0	2	9	-0.27	0.31	0.28	-0.43
10210	C	0	2	9	0.75	0.23	0.77	-0.20
10210	D	0	0	0	0.00	0.00	0.00	0.00

ItemID	Response	Score	n	n %	Avg. Prsn Msr	SE	OUT.MSQ	PTME
10211	*	-1	1873	99	1.53	0.03	0.00	0.04
10211	A	1	18	86	1.08	0.30	1.27	0.28
10211	B	0	3	14	0.09	0.39	0.77	-0.28
10211	C	0	0	0	0.00	0.00	0.00	0.00
10211	D	0	0	0	0.00	0.00	0.00	0.00
10212	*	-1	1872	99	1.52	0.03	0.00	-0.01
10212	A	1	17	77	1.92	0.42	1.26	0.28
10212	B	0	1	5	0.54	0.00	0.64	-0.16
10212	C	0	3	14	1.31	0.70	2.16	-0.09
10212	D	0	1	5	-0.14	0.00	0.33	-0.25
10213	*	-1	1871	99	1.52	0.03	0.00	-0.01
10213	A	1	19	83	2.09	0.41	0.86	0.49
10213	B	0	1	4	1.04	0.00	1.48	-0.07
10213	C	0	2	9	-0.68	0.42	0.29	-0.40
10213	D	0	1	4	-0.79	0.00	0.24	-0.29
10214	*	-1	1870	99	1.53	0.03	0.00	0.02
10214	A	1	22	92	1.50	0.34	0.95	0.36
10214	B	0	1	4	-0.27	0.00	0.48	-0.21
10214	C	0	0	0	0.00	0.00	0.00	0.00
10214	D	0	1	4	-0.92	0.00	0.25	-0.29
10215	*	-1	1871	99	1.53	0.03	0.00	0.01
10215	A	1	21	91	1.52	0.36	1.10	0.22
10215	B	0	2	9	0.30	0.89	1.13	-0.22
10215	C	0	0	0	0.00	0.00	0.00	0.00
10215	D	0	0	0	0.00	0.00	0.00	0.00

ItemID	Response	Score	n	n %	Avg. Prsn Msr	SE	OUT.MSQ	PTME
10216	*	-1	1725	91	1.50	0.03	0.00	-0.06
10216	A	1	137	81	2.00	0.11	1.09	0.37
10216	B	0	10	6	0.87	0.34	1.05	-0.18
10216	C	0	20	12	0.89	0.16	0.84	-0.26
10216	D	0	2	1	-0.18	0.52	0.25	-0.17
10217	*	-1	1870	99	1.53	0.03	0.00	0.00
10217	A	1	16	67	1.73	0.36	1.63	0.25
10217	B	0	4	17	1.26	0.56	1.58	-0.08
10217	C	0	4	17	0.82	0.42	0.90	-0.24
10217	D	0	0	0	0.00	0.00	0.00	0.00
10218	*	-1	1870	99	1.53	0.03	0.00	0.00
10218	A	1	18	75	2.13	0.34	0.69	0.61
10218	B	0	1	4	0.74	0.00	0.89	-0.08
10218	C	0	3	13	0.47	0.88	1.37	-0.21
10218	D	0	2	8	-2.52	0.18	0.03	-0.65
10219	*	-1	1871	99	1.53	0.03	0.00	0.05
10219	A	1	17	74	1.20	0.33	0.96	0.30
10219	B	0	2	9	2.16	0.61	6.11	0.27
10219	C	0	4	17	-0.72	0.22	0.30	-0.55
10219	D	0	0	0	0.00	0.00	0.00	0.00
10220	*	-1	1873	99	1.54	0.03	0.00	0.07
10220	A	1	17	81	1.13	0.29	1.02	0.63
10220	B	0	3	14	-2.11	1.56	0.40	-0.62
10220	C	0	1	5	-0.56	0.00	0.38	-0.14
10220	D	0	0	0	0.00	0.00	0.00	0.00

ItemID	Response	Score	n	n %	Avg. Prsn Msr	SE	OUT.MSQ	PTME
10221	*	-1	1870	99	1.53	0.03	0.00	0.01
10221	A	1	22	92	1.49	0.32	0.95	0.25
10221	B	0	1	4	1.98	0.00	4.84	0.08
10221	C	0	1	4	-1.85	0.00	0.11	-0.43
10221	D	0	0	0	0.00	0.00	0.00	0.00
10222	*	-1	1870	99	1.53	0.03	0.00	0.01
10222	A	1	16	67	2.15	0.41	0.75	0.62
10222	B	0	6	25	-0.19	0.23	0.48	-0.54
10222	C	0	0	0	0.00	0.00	0.00	0.00
10222	D	0	2	8	0.11	0.12	0.58	-0.23
10223	*	-1	1870	99	1.53	0.03	0.00	0.02
10223	A	1	18	75	1.66	0.30	0.84	0.55
10223	B	0	5	21	-0.10	0.23	0.42	-0.53
10223	C	0	1	4	0.54	0.00	0.72	-0.11
10223	D	0	0	0	0.00	0.00	0.00	0.00
10224	*	-1	1870	99	1.53	0.03	0.00	0.01
10224	A	1	18	75	1.59	0.34	1.49	0.25
10224	B	0	2	8	0.49	0.16	0.59	-0.22
10224	C	0	3	13	0.94	0.28	0.99	-0.14
10224	D	0	1	4	1.29	0.00	1.30	-0.02
10225	*	-1	1692	89	1.50	0.03	0.00	-0.05
10225	A	1	139	69	2.11	0.10	0.96	0.45
10225	B	0	21	10	0.76	0.16	0.63	-0.28
10225	C	0	41	20	1.04	0.18	1.07	-0.29
10225	D	0	1	0	-0.08	0.00	0.21	-0.11

ItemID	Response	Score	n	n %	Avg. Prsn Msr	SE	OUT.MSQ	PTME
10226	*	-1	1870	99	1.53	0.03	0.00	0.03
10226	A	1	14	58	2.11	0.34	0.94	0.73
10226	B	0	4	17	-0.04	0.37	0.42	-0.38
10226	C	0	2	8	-0.19	0.45	0.33	-0.29
10226	D	0	4	17	0.01	0.28	0.40	-0.37
10227	*	-1	1872	99	1.52	0.03	0.00	-0.03
10227	A	1	15	68	2.47	0.30	0.68	0.64
10227	B	0	2	9	0.73	0.46	0.52	-0.25
10227	C	0	3	14	0.50	1.01	0.86	-0.38
10227	D	0	2	9	0.35	0.17	0.32	-0.33
10228	*	-1	1870	99	1.53	0.03	0.00	0.00
10228	A	1	12	50	2.30	0.22	0.59	0.66
10228	B	0	4	17	-0.22	0.39	0.22	-0.62
10228	C	0	3	13	1.90	0.13	1.47	0.13
10228	D	0	5	21	0.62	0.48	0.59	-0.35
10229	*	-1	1868	99	1.52	0.03	0.00	-0.02
10229	A	1	18	69	2.36	0.33	0.94	0.62
10229	B	0	2	8	0.05	0.83	0.39	-0.31
10229	C	0	1	4	0.74	0.00	0.58	-0.13
10229	D	0	5	19	0.32	0.38	0.50	-0.45
10230	*	-1	1724	91	1.51	0.03	0.00	-0.04
10230	A	1	124	73	2.14	0.11	0.92	0.53
10230	B	0	22	13	0.83	0.22	0.87	-0.26
10230	C	0	16	9	0.42	0.20	0.50	-0.31
10230	D	0	8	5	0.09	0.30	0.36	-0.27

ItemID	Response	Score	n	n %	Avg. Prsn Msr	SE	OUT.MSQ	PTME
10231	*	-1	1871	99	1.53	0.03	0.00	0.03
10231	A	1	20	87	1.31	0.38	1.08	0.26
10231	B	0	1	4	-1.26	0.00	0.21	-0.31
10231	C	0	1	4	0.30	0.00	0.98	-0.11
10231	D	0	1	4	1.03	0.00	2.04	-0.01
10232	*	-1	1871	99	1.53	0.03	0.00	0.02
10232	A	1	14	61	2.04	0.54	1.14	0.51
10232	B	0	3	13	0.34	0.52	0.94	-0.19
10232	C	0	0	0	0.00	0.00	0.00	0.00
10232	D	0	6	26	-0.12	0.48	0.87	-0.43
10233	*	-1	1721	91	1.50	0.03	0.00	-0.05
10233	A	1	140	81	2.00	0.09	0.92	0.45
10233	B	0	9	5	0.83	0.28	0.77	-0.18
10233	C	0	18	10	0.71	0.15	0.63	-0.29
10233	D	0	6	3	0.02	0.41	0.44	-0.27
10234	*	-1	1871	99	1.53	0.03	0.00	0.04
10234	A	1	13	57	2.07	0.25	0.56	0.69
10234	B	0	3	13	-0.12	0.19	0.29	-0.25
10234	C	0	3	13	0.16	0.40	0.42	-0.19
10234	D	0	4	17	-0.95	1.44	0.53	-0.51
10235	*	-1	1870	99	1.53	0.03	0.00	0.05
10235	A	1	16	67	1.54	0.36	0.87	0.51
10235	B	0	1	4	1.04	0.00	1.51	0.01
10235	C	0	3	13	-1.76	1.02	0.18	-0.61
10235	D	0	4	17	0.53	0.43	1.23	-0.11

ItemID	Response	Score	n	n %	Avg. Prsn Msr	SE	OUT.MSQ	PTME
10236	*	-1	1872	99	1.52	0.03	0.00	-0.02
10236	A	1	13	59	2.99	0.44	0.48	0.74
10236	B	0	5	23	0.34	0.48	0.63	-0.43
10236	C	0	4	18	-0.02	0.31	0.34	-0.47
10236	D	0	0	0	0.00	0.00	0.00	0.00
10237	*	-1	1871	99	1.52	0.03	0.00	-0.01
10237	A	1	14	61	2.32	0.36	0.84	0.55
10237	B	0	3	13	1.61	0.78	1.95	-0.02
10237	C	0	5	22	0.28	0.24	0.36	-0.53
10237	D	0	1	4	0.35	0.00	0.35	-0.20
10238	*	-1	1718	91	1.51	0.03	0.00	-0.04
10238	A	1	158	90	1.82	0.09	1.09	0.26
10238	B	0	8	5	1.03	0.44	1.59	-0.12
10238	C	0	9	5	0.63	0.27	0.75	-0.21
10238	D	0	1	1	0.49	0.00	0.49	-0.08
10239	*	-1	1871	99	1.51	0.03	0.00	-0.07
10239	A	1	17	74	2.78	0.41	1.00	0.42
10239	B	0	4	17	0.79	0.93	1.45	-0.41
10239	C	0	1	4	1.96	0.00	1.52	-0.05
10239	D	0	1	4	1.51	0.00	0.97	-0.10
10240	*	-1	1870	99	1.52	0.03	0.00	-0.01
10240	A	1	18	75	1.89	0.41	1.40	0.25
10240	B	0	1	4	-0.10	0.00	0.33	-0.23
10240	C	0	3	13	1.86	0.52	3.08	0.05
10240	D	0	2	8	0.21	0.47	0.49	-0.28

ItemID	Response	Score	n	n %	Avg. Prsn Msr	SE	OUT.MSQ	PTME
10241	*	-1	1870	99	1.52	0.03	0.00	-0.05
10241	A	1	18	75	2.55	0.40	1.13	0.46
10241	B	0	3	13	1.13	0.71	1.37	-0.22
10241	C	0	3	13	0.37	0.13	0.38	-0.39
10241	D	0	0	0	0.00	0.00	0.00	0.00
10242	*	-1	1871	99	1.53	0.03	0.00	0.02
10242	A	1	17	74	1.70	0.37	0.92	0.46
10242	B	0	2	9	0.10	0.75	0.71	-0.23
10242	C	0	2	9	0.80	1.54	2.73	-0.09
10242	D	0	2	9	-0.80	0.27	0.23	-0.40
10243	*	-1	1870	99	1.53	0.03	0.00	0.05
10243	A	1	15	63	1.65	0.35	0.73	0.65
10243	B	0	4	17	-0.62	0.45	0.39	-0.46
10243	C	0	3	13	0.18	0.12	0.68	-0.19
10243	D	0	2	8	-0.53	0.39	0.35	-0.29
10244	*	-1	1870	99	1.54	0.03	0.00	0.07
10244	A	1	13	54	1.73	0.40	0.86	0.56
10244	B	0	5	21	0.72	0.46	1.33	0.01
10244	C	0	3	13	0.03	0.27	0.49	-0.12
10244	D	0	3	13	-3.17	1.08	0.06	-0.73
10245	*	-1	1870	99	1.52	0.03	0.00	-0.02
10245	A	1	13	54	2.97	0.45	0.63	0.69
10245	B	0	5	21	0.49	0.37	0.53	-0.36
10245	C	0	3	13	0.39	0.03	0.39	-0.29
10245	D	0	3	13	0.27	1.16	0.75	-0.31

ItemID	Response	Score	n	n %	Avg. Prsn Msr	SE	OUT.MSQ	PTME
10246	*	-1	1875	99	1.52	0.03	0.00	0.00
10246	A	1	15	79	2.14	0.48	0.75	0.54
10246	B	0	2	11	-0.90	0.82	0.30	-0.44
10246	C	0	1	5	-0.56	0.00	0.31	-0.26
10246	D	0	1	5	0.55	0.00	0.94	-0.13
10247	*	-1	1872	99	1.53	0.03	0.00	0.05
10247	A	1	12	55	1.69	0.41	0.76	0.56
10247	B	0	2	9	0.49	0.89	1.17	-0.07
10247	C	0	3	14	0.04	0.31	0.57	-0.20
10247	D	0	5	23	-0.50	0.85	0.87	-0.45
10248	*	-1	1871	99	1.52	0.03	0.00	-0.02
10248	A	1	16	70	2.04	0.44	1.59	0.26
10248	B	0	0	0	0.00	0.00	0.00	0.00
10248	C	0	4	17	1.40	0.45	1.66	-0.10
10248	D	0	3	13	0.74	0.97	1.38	-0.24
10249	*	-1	1871	99	1.53	0.03	0.00	0.01
10249	A	1	19	83	1.64	0.30	1.19	0.34
10249	B	0	1	4	1.53	0.00	1.86	0.02
10249	C	0	2	9	0.00	1.26	0.77	-0.33
10249	D	0	1	4	0.15	0.00	0.47	-0.20
10250	*	-1	1870	99	1.53	0.03	0.00	0.00
10250	A	1	17	71	2.25	0.39	0.61	0.60
10250	B	0	2	8	-1.31	0.42	0.13	-0.43
10250	C	0	2	8	1.66	1.12	3.86	0.02
10250	D	0	3	13	-0.99	0.85	0.26	-0.48

ItemID	Response	Score	n	n %	Avg. Prsn Msr	SE	OUT.MSQ	PTME
10251	*	-1	1871	99	1.53	0.03	0.00	0.05
10251	A	1	15	65	1.47	0.29	0.90	0.61
10251	B	0	7	30	0.05	0.26	0.62	-0.48
10251	C	0	0	0	0.00	0.00	0.00	0.00
10251	D	0	1	4	-1.01	0.00	0.18	-0.34
10252	*	-1	1870	99	1.53	0.03	0.00	0.01
10252	A	1	18	75	1.80	0.41	0.93	0.43
10252	B	0	3	13	0.73	0.40	1.22	-0.14
10252	C	0	1	4	-0.95	0.00	0.19	-0.29
10252	D	0	2	8	-0.29	0.11	0.38	-0.30
10253	*	-1	1870	99	1.53	0.03	0.00	0.04
10253	A	1	20	83	1.34	0.32	0.81	0.50
10253	B	0	3	13	-0.64	0.46	0.45	-0.42
10253	C	0	1	4	-0.64	0.00	0.36	-0.23
10253	D	0	0	0	0.00	0.00	0.00	0.00
10254	*	-1	1869	99	1.53	0.03	0.00	0.03
10254	A	1	19	76	1.92	0.38	0.68	0.61
10254	B	0	4	16	-0.06	0.43	0.89	-0.27
10254	C	0	0	0	0.00	0.00	0.00	0.00
10254	D	0	2	8	-2.90	0.86	0.05	-0.60
10255	*	-1	1872	99	1.52	0.03	0.00	-0.01
10255	A	1	18	82	1.94	0.36	0.95	0.40
10255	B	0	2	9	-0.30	0.92	0.47	-0.38
10255	C	0	1	5	-0.77	0.00	0.20	-0.32
10255	D	0	1	5	2.43	0.00	4.94	0.11

ItemID	Response	Score	n	n %	Avg. Prsn Msr	SE	OUT.MSQ	PTME
10256	*	-1	1871	99	1.53	0.03	0.00	0.06
10256	A	1	19	83	0.89	0.37	1.45	0.24
10256	B	0	0	0	0.00	0.00	0.00	0.00
10256	C	0	2	9	0.33	0.87	1.75	-0.08
10256	D	0	2	9	-0.40	0.53	0.69	-0.23
10257	*	-1	1872	99	1.52	0.03	0.00	-0.01
10257	A	1	17	77	2.28	0.38	0.69	0.65
10257	B	0	2	9	0.10	0.05	0.50	-0.27
10257	C	0	1	5	-1.07	0.00	0.15	-0.33
10257	D	0	2	9	-0.84	0.05	0.19	-0.44
10258	*	-1	1872	99	1.53	0.03	0.00	0.02
10258	A	1	21	95	1.33	0.39	0.97	0.30
10258	B	0	0	0	0.00	0.00	0.00	0.00
10258	C	0	0	0	0.00	0.00	0.00	0.00
10258	D	0	1	5	-1.23	0.00	0.29	-0.30
10259	*	-1	1871	99	1.53	0.03	0.00	0.02
10259	A	1	18	78	1.73	0.30	0.68	0.62
10259	B	0	2	9	-0.15	0.01	0.40	-0.32
10259	C	0	1	4	-0.56	0.00	0.26	-0.28
10259	D	0	2	9	-0.48	0.40	0.31	-0.39
10260	*	-1	1870	99	1.52	0.03	0.00	-0.01
10260	A	1	19	79	2.07	0.30	0.76	0.61
10260	B	0	4	17	0.03	0.41	0.45	-0.47
10260	C	0	0	0	0.00	0.00	0.00	0.00
10260	D	0	1	4	-0.97	0.00	0.14	-0.36

ItemID	Response	Score	n	n %	Avg. Prsn Msr	SE	OUT.MSQ	PTME
10261	*	-1	1870	99	1.53	0.03	0.00	0.03
10261	A	1	16	67	1.63	0.41	1.14	0.40
10261	B	0	1	4	0.53	0.00	0.79	-0.09
10261	C	0	5	21	0.48	0.40	1.05	-0.25
10261	D	0	2	8	-0.06	0.03	0.44	-0.26
10262	*	-1	1872	99	1.53	0.03	0.00	0.03
10262	A	1	19	86	1.40	0.29	0.70	0.58
10262	B	0	1	5	-0.31	0.00	0.46	-0.21
10262	C	0	2	9	-1.30	0.74	0.22	-0.53
10262	D	0	0	0	0.00	0.00	0.00	0.00
10263	*	-1	1871	99	1.53	0.03	0.00	0.02
10263	A	1	21	91	1.50	0.35	0.86	0.40
10263	B	0	1	4	-0.72	0.00	0.32	-0.26
10263	C	0	0	0	0.00	0.00	0.00	0.00
10263	D	0	1	4	-0.93	0.00	0.26	-0.29
10264	*	-1	1870	99	1.52	0.03	0.00	-0.01
10264	A	1	20	83	2.07	0.33	0.69	0.62
10264	B	0	1	4	-0.11	0.00	0.40	-0.21
10264	C	0	3	13	-0.93	0.01	0.18	-0.57
10264	D	0	0	0	0.00	0.00	0.00	0.00
10265	*	-1	1867	99	1.53	0.03	0.00	0.06
10265	A	1	13	48	1.90	0.44	0.96	0.64
10265	B	0	4	15	-0.21	0.34	0.46	-0.28
10265	C	0	4	15	0.38	0.48	0.95	-0.13
10265	D	0	6	22	-0.36	0.38	0.46	-0.42

ItemID	Response	Score	n	n %	Avg. Prsn Msr	SE	OUT.MSQ	PTME
10266	*	-1	1870	99	1.52	0.03	0.00	-0.01
10266	A	1	15	63	2.28	0.21	0.62	0.70
10266	B	0	2	8	1.05	1.15	1.10	-0.15
10266	C	0	3	13	0.90	0.49	0.67	-0.23
10266	D	0	4	17	0.05	0.36	0.29	-0.60
10267	*	-1	1870	99	1.52	0.03	0.00	-0.02
10267	A	1	19	79	2.26	0.31	0.83	0.63
10267	B	0	2	8	0.45	0.04	0.53	-0.24
10267	C	0	2	8	-0.19	0.32	0.29	-0.36
10267	D	0	1	4	-1.78	0.00	0.06	-0.45
10268	*	-1	1870	99	1.52	0.03	0.00	-0.01
10268	A	1	15	63	2.60	0.50	1.01	0.65
10268	B	0	4	17	-0.06	0.29	0.45	-0.38
10268	C	0	3	13	0.33	0.13	0.59	-0.25
10268	D	0	2	8	-0.42	0.24	0.28	-0.31
10269	*	-1	1869	99	1.53	0.03	0.00	0.00
10269	A	1	19	76	2.16	0.39	0.67	0.62
10269	B	0	0	0	0.00	0.00	0.00	0.00
10269	C	0	1	4	-0.27	0.00	0.42	-0.19
10269	D	0	5	20	-0.60	0.26	0.34	-0.56
10270	*	-1	1871	99	1.53	0.03	0.00	0.05
10270	A	1	15	65	1.59	0.37	0.75	0.62
10270	B	0	1	4	-0.18	0.00	0.50	-0.15
10270	C	0	2	9	-0.33	0.88	0.60	-0.26
10270	D	0	5	22	-0.41	0.33	0.47	-0.46

ItemID	Response	Score	n	n %	Avg. Prsn Msr	SE	OUT.MSQ	PTME
10271	*	-1	1870	99	1.53	0.03	0.00	0.04
10271	A	1	18	75	1.50	0.45	1.09	0.45
10271	B	0	0	0	0.00	0.00	0.00	0.00
10271	C	0	6	25	-0.40	0.15	0.55	-0.45
10271	D	0	0	0	0.00	0.00	0.00	0.00
10272	*	-1	1870	99	1.53	0.03	0.00	0.04
10272	A	1	21	88	1.42	0.31	0.66	0.60
10272	B	0	1	4	-0.73	0.00	0.42	-0.21
10272	C	0	0	0	0.00	0.00	0.00	0.00
10272	D	0	2	8	-2.28	1.49	0.20	-0.57
10273	*	-1	1703	90	1.48	0.03	0.00	-0.10
10273	A	1	172	90	2.10	0.08	0.95	0.37
10273	B	0	9	5	0.63	0.26	0.57	-0.26
10273	C	0	10	5	0.71	0.20	0.54	-0.25
10273	D	0	0	0	0.00	0.00	0.00	0.00
10274	*	-1	1871	99	1.53	0.03	0.00	0.03
10274	A	-1	23	100	1.20	0.31	0.00	0.00
10274	B	-1	0	0	0.00	0.00	0.00	0.00
10274	C	-1	0	0	0.00	0.00	0.00	0.00
10274	D	-1	0	0	0.00	0.00	0.00	0.00
10275	*	-1	1870	99	1.53	0.03	0.00	0.05
10275	A	-1	24	100	0.90	0.25	0.00	0.00
10275	B	-1	0	0	0.00	0.00	0.00	0.00
10275	C	-1	0	0	0.00	0.00	0.00	0.00
10275	D	-1	0	0	0.00	0.00	0.00	0.00

ItemID	Response	Score	n	n %	Avg. Prsn Msr	SE	OUT.MSQ	PTME
10276	*	-1	1871	99	1.52	0.03	0.00	-0.02
10276	A	1	19	83	2.22	0.34	0.69	0.60
10276	B	0	2	9	0.12	0.38	0.47	-0.30
10276	C	0	2	9	-0.95	0.77	0.20	-0.50
10276	D	0	0	0	0.00	0.00	0.00	0.00
10277	*	-1	1870	99	1.53	0.03	0.00	0.04
10277	A	1	18	75	1.35	0.29	0.85	0.46
10277	B	0	5	21	-0.36	0.41	0.53	-0.53
10277	C	0	1	4	1.58	0.00	2.65	0.09
10277	D	0	0	0	0.00	0.00	0.00	0.00
10278	*	-1	1872	99	1.53	0.03	0.00	0.04
10278	A	1	14	64	1.66	0.31	0.78	0.56
10278	B	0	2	9	0.86	1.12	1.75	-0.04
10278	C	0	1	5	-0.16	0.00	0.37	-0.18
10278	D	0	5	23	-0.36	0.68	0.81	-0.52
10279	*	-1	1870	99	1.53	0.03	0.00	0.02
10279	A	1	13	54	1.91	0.46	1.04	0.45
10279	B	0	8	33	0.46	0.40	1.07	-0.38
10279	C	0	1	4	2.01	0.00	2.91	0.10
10279	D	0	2	8	0.07	0.91	0.60	-0.24
10280	*	-1	1872	99	1.52	0.03	0.00	-0.02
10280	A	1	18	82	2.29	0.27	0.64	0.67
10280	B	0	2	9	-0.13	0.80	0.31	-0.45
10280	C	0	1	5	-0.54	0.00	0.16	-0.37
10280	D	0	1	5	0.26	0.00	0.35	-0.25

ItemID	Response	Score	n	n %	Avg. Prsn Msr	SE	OUT.MSQ	PTME
10281	*	-1	1871	99	1.52	0.03	0.00	-0.02
10281	A	1	10	43	2.61	0.31	0.73	0.52
10281	B	0	5	22	1.60	0.43	1.07	-0.06
10281	C	0	6	26	0.62	0.82	0.82	-0.47
10281	D	0	2	9	1.32	0.03	0.54	-0.09
10282	*	-1	1871	99	1.53	0.03	0.00	0.06
10282	A	1	17	74	1.04	0.28	1.07	0.31
10282	B	0	2	9	-0.23	0.31	0.51	-0.26
10282	C	0	3	13	0.80	1.12	3.36	-0.01
10282	D	0	1	4	-0.90	0.00	0.25	-0.29
10283	*	-1	1871	99	1.53	0.03	0.00	0.01
10283	A	1	21	91	1.62	0.25	0.73	0.51
10283	B	0	0	0	0.00	0.00	0.00	0.00
10283	C	0	2	9	-0.79	1.31	0.44	-0.51
10283	D	0	0	0	0.00	0.00	0.00	0.00
10284	*	-1	1871	99	1.53	0.03	0.00	0.00
10284	A	1	14	61	2.55	0.42	0.59	0.68
10284	B	0	3	13	0.30	0.72	0.83	-0.25
10284	C	0	2	9	-0.08	0.12	0.34	-0.26
10284	D	0	4	17	-0.45	0.79	0.69	-0.47
10285	*	-1	1871	99	1.53	0.03	0.00	0.04
10285	A	1	15	65	1.37	0.34	1.11	0.34
10285	B	0	2	9	1.18	0.11	1.42	0.03
10285	C	0	2	9	-0.14	0.04	0.38	-0.28
10285	D	0	4	17	0.39	0.85	1.46	-0.23

ItemID	Response	Score	n	n %	Avg. Prsn Msr	SE	OUT.MSQ	PTME
10286	*	-1	1870	99	1.53	0.03	0.00	0.02
10286	A	1	14	58	2.03	0.37	0.89	0.65
10286	B	0	4	17	0.28	0.51	0.73	-0.29
10286	C	0	0	0	0.00	0.00	0.00	0.00
10286	D	0	6	25	-0.02	0.24	0.43	-0.49
10287	*	-1	1870	99	1.53	0.03	0.00	0.01
10287	A	1	14	58	2.03	0.34	0.85	0.54
10287	B	0	4	17	0.92	0.30	0.88	-0.15
10287	C	0	1	4	-0.14	0.00	0.26	-0.23
10287	D	0	5	21	0.32	0.71	0.85	-0.40
10288	*	-1	1872	99	1.53	0.03	0.00	0.01
10288	A	1	9	41	1.83	0.29	0.82	0.43
10288	B	0	6	27	0.97	0.39	0.96	-0.23
10288	C	0	1	5	0.78	0.00	0.54	-0.12
10288	D	0	6	27	1.04	0.47	1.15	-0.18
10289	*	-1	1870	99	1.53	0.03	0.00	0.03
10289	A	1	12	50	2.18	0.47	0.65	0.64
10289	B	0	3	13	-0.55	0.54	0.32	-0.37
10289	C	0	3	13	0.19	0.59	0.73	-0.20
10289	D	0	6	25	0.21	0.47	0.81	-0.30
10290	*	-1	1871	99	1.53	0.03	0.00	0.06
10290	A	1	9	39	1.32	0.57	1.11	0.40
10290	B	0	5	22	0.48	0.43	1.22	-0.11
10290	C	0	4	17	0.45	0.11	0.90	-0.10
10290	D	0	5	22	0.11	0.07	0.63	-0.27

ItemID	Response	Score	n	n %	Avg. Prsn Msr	SE	OUT.MSQ	PTME
10291	*	-1	1870	99	1.53	0.03	0.00	0.05
10291	A	1	12	50	2.09	0.44	0.76	0.66
10291	B	0	4	17	-0.25	0.76	0.81	-0.29
10291	C	0	3	13	-0.07	0.96	1.08	-0.20
10291	D	0	5	21	-0.46	0.54	0.48	-0.39
10292	*	-1	1870	99	1.53	0.03	0.00	0.02
10292	A	1	19	79	1.48	0.35	1.31	0.22
10292	B	0	4	17	0.67	0.65	1.81	-0.20
10292	C	0	1	4	0.84	0.00	1.12	-0.07
10292	D	0	0	0	0.00	0.00	0.00	0.00
10293	*	-1	1871	99	1.53	0.03	0.00	0.02
10293	A	-1	23	100	1.28	0.34	0.00	0.00
10293	B	-1	0	0	0.00	0.00	0.00	0.00
10293	C	-1	0	0	0.00	0.00	0.00	0.00
10293	D	-1	0	0	0.00	0.00	0.00	0.00
10294	*	-1	1870	99	1.53	0.03	0.00	0.01
10294	A	-1	24	100	1.43	0.37	0.00	0.00
10294	B	-1	0	0	0.00	0.00	0.00	0.00
10294	C	-1	0	0	0.00	0.00	0.00	0.00
10294	D	-1	0	0	0.00	0.00	0.00	0.00
10295	*	-1	1871	99	1.53	0.03	0.00	0.01
10295	A	1	21	91	1.50	0.23	1.04	0.29
10295	B	0	2	9	0.44	0.10	0.58	-0.29
10295	C	0	0	0	0.00	0.00	0.00	0.00
10295	D	0	0	0	0.00	0.00	0.00	0.00

ItemID	Response	Score	n	n %	Avg. Prsn Msr	SE	OUT.MSQ	PTME
10296	*	-1	1870	99	1.52	0.03	0.00	-0.02
10296	A	-1	24	100	1.79	0.34	0.00	0.00
10296	B	-1	0	0	0.00	0.00	0.00	0.00
10296	C	-1	0	0	0.00	0.00	0.00	0.00
10296	D	-1	0	0	0.00	0.00	0.00	0.00
10297	*	-1	1871	99	1.53	0.03	0.00	0.04
10297	A	1	19	83	1.58	0.38	1.27	0.59
10297	B	0	1	4	1.06	0.00	2.27	0.01
10297	C	0	1	4	-0.35	0.00	0.55	-0.13
10297	D	0	2	9	-3.96	1.27	0.05	-0.70
10298	*	-1	1870	99	1.52	0.03	0.00	-0.02
10298	A	1	18	75	2.23	0.45	1.11	0.45
10298	B	0	1	4	0.38	0.00	0.61	-0.15
10298	C	0	5	21	0.22	0.58	0.92	-0.41
10298	D	0	0	0	0.00	0.00	0.00	0.00
10299	*	-1	1870	99	1.54	0.03	0.00	0.08
10299	A	1	22	92	0.82	0.35	0.69	0.52
10299	B	0	0	0	0.00	0.00	0.00	0.00
10299	C	0	0	0	0.00	0.00	0.00	0.00
10299	D	0	2	8	-2.53	0.68	0.18	-0.52
10300	*	-1	1870	99	1.53	0.03	0.00	0.04
10300	A	1	21	88	1.55	0.24	0.69	0.74
10300	B	0	1	4	-1.72	0.00	0.09	-0.32
10300	C	0	0	0	0.00	0.00	0.00	0.00
10300	D	0	2	8	-2.88	2.36	0.29	-0.65

ItemID	Response	Score	n	n %	Avg. Prsn Msr	SE	OUT.MSQ	PTME
10301	*	-1	1871	99	1.53	0.03	0.00	0.03
10301	A	1	21	91	1.49	0.40	1.07	0.53
10301	B	0	1	4	-5.21	0.00	0.00	-0.62
10301	C	0	1	4	-0.07	0.00	0.73	-0.12
10301	D	0	0	0	0.00	0.00	0.00	0.00
10302	*	-1	1871	99	1.53	0.03	0.00	0.01
10302	A	1	19	83	1.74	0.34	0.94	0.48
10302	B	0	4	17	-0.14	0.27	0.45	-0.48
10302	C	0	0	0	0.00	0.00	0.00	0.00
10302	D	0	0	0	0.00	0.00	0.00	0.00
10303	*	-1	1870	99	1.53	0.03	0.00	0.06
10303	A	1	15	63	1.66	0.59	1.48	0.53
10303	B	0	3	13	-1.10	0.65	0.45	-0.33
10303	C	0	3	13	-0.22	0.25	0.85	-0.18
10303	D	0	3	13	-0.71	0.54	0.63	-0.26
10304	*	-1	1871	99	1.53	0.03	0.00	0.03
10304	A	1	21	91	1.28	0.33	1.33	0.18
10304	B	0	1	4	-0.08	0.00	0.61	-0.19
10304	C	0	1	4	0.80	0.00	1.48	-0.06
10304	D	0	0	0	0.00	0.00	0.00	0.00
10305	*	-1	1872	99	1.53	0.03	0.00	0.03
10305	A	1	16	73	2.17	0.41	0.39	0.77
10305	B	0	3	14	-0.91	0.19	0.34	-0.35
10305	C	0	0	0	0.00	0.00	0.00	0.00
10305	D	0	3	14	-2.64	0.66	0.09	-0.65

ItemID	Response	Score	n	n %	Avg. Prsn Msr	SE	OUT.MSQ	PTME
10306	*	-1	1871	99	1.53	0.03	0.00	0.01
10306	A	1	22	96	1.50	0.32	0.92	0.29
10306	B	0	0	0	0.00	0.00	0.00	0.00
10306	C	0	1	4	-0.61	0.00	0.28	-0.29
10306	D	0	0	0	0.00	0.00	0.00	0.00
10307	*	-1	1871	99	1.53	0.03	0.00	0.06
10307	A	1	19	83	1.11	0.28	0.73	0.58
10307	B	0	1	4	0.37	0.00	1.19	-0.05
10307	C	0	1	4	-1.26	0.00	0.23	-0.30
10307	D	0	2	9	-1.71	0.79	0.20	-0.53
10308	*	-1	1870	99	1.53	0.03	0.00	0.04
10308	A	1	21	88	1.21	0.32	0.89	0.36
10308	B	0	0	0	0.00	0.00	0.00	0.00
10308	C	0	0	0	0.00	0.00	0.00	0.00
10308	D	0	3	13	-0.38	0.55	0.56	-0.36
10309	*	-1	1871	99	1.53	0.03	0.00	0.04
10309	A	1	19	83	1.67	0.44	0.80	0.59
10309	B	0	1	4	-0.20	0.00	0.65	-0.11
10309	C	0	2	9	-1.23	0.02	0.23	-0.30
10309	D	0	1	4	-5.24	0.00	0.00	-0.57
10310	*	-1	1870	99	1.52	0.03	0.00	-0.02
10310	A	1	21	88	2.07	0.43	1.01	0.39
10310	B	0	3	13	-0.35	1.03	1.31	-0.39
10310	C	0	0	0	0.00	0.00	0.00	0.00
10310	D	0	0	0	0.00	0.00	0.00	0.00

ItemID	Response	Score	n	n %	Avg. Prsn Msr	SE	OUT.MSQ	PTME
10311	*	-1	1871	99	1.52	0.03	0.00	-0.03
10311	A	1	21	91	1.84	0.46	1.19	-0.02
10311	B	0	1	4	0.41	0.00	0.96	-0.15
10311	C	0	1	4	3.50	0.00	21.08	0.17
10311	D	0	0	0	0.00	0.00	0.00	0.00
10312	*	-1	1871	99	1.53	0.03	0.00	0.04
10312	A	1	20	87	1.56	0.28	0.52	0.72
10312	B	0	1	4	-2.04	0.00	0.11	-0.39
10312	C	0	1	4	-1.00	0.00	0.31	-0.26
10312	D	0	1	4	-3.21	0.00	0.03	-0.54
10313	*	-1	1723	91	1.49	0.03	0.00	-0.07
10313	A	1	127	74	2.09	0.10	1.05	0.35
10313	B	0	19	11	1.63	0.24	1.91	-0.06
10313	C	0	24	14	0.69	0.15	0.55	-0.39
10313	D	0	1	1	2.07	0.00	1.72	0.01
10314	*	-1	1870	99	1.52	0.03	0.00	0.00
10314	A	1	12	50	2.29	0.55	1.15	0.45
10314	B	0	3	13	1.38	0.31	1.52	-0.03
10314	C	0	3	13	0.06	0.58	0.51	-0.33
10314	D	0	6	25	0.82	0.58	2.64	-0.24
10315	*	-1	1871	99	1.52	0.03	0.00	0.00
10315	A	1	15	65	2.56	0.47	1.11	0.56
10315	B	0	0	0	0.00	0.00	0.00	0.00
10315	C	0	3	13	0.89	0.83	1.26	-0.11
10315	D	0	5	22	-0.90	1.29	0.97	-0.55

ItemID	Response	Score	n	n %	Avg. Prsn Msr	SE	OUT.MSQ	PTME
10316	*	-1	1870	99	1.53	0.03	0.00	0.03
10316	A	1	14	58	1.88	0.38	1.17	0.61
10316	B	0	5	21	0.15	0.40	0.77	-0.35
10316	C	0	4	17	-0.06	0.45	0.56	-0.37
10316	D	0	1	4	0.30	0.00	0.59	-0.12
10317	*	-1	1871	99	1.53	0.03	0.00	0.03
10317	A	1	12	52	2.04	0.43	0.82	0.62
10317	B	0	2	9	0.09	0.09	0.48	-0.21
10317	C	0	5	22	0.57	0.56	1.36	-0.20
10317	D	0	4	17	-0.30	0.22	0.35	-0.44
10318	*	-1	1871	99	1.52	0.03	0.00	-0.01
10318	A	1	17	74	2.26	0.35	0.82	0.59
10318	B	0	3	13	0.79	0.46	0.89	-0.23
10318	C	0	2	9	-0.76	0.01	0.15	-0.48
10318	D	0	1	4	0.06	0.00	0.34	-0.22
10319	*	-1	1870	99	1.53	0.03	0.00	0.01
10319	A	1	10	42	2.48	0.29	0.61	0.57
10319	B	0	4	17	0.21	0.45	0.32	-0.37
10319	C	0	6	25	0.53	0.68	1.14	-0.36
10319	D	0	4	17	1.56	0.90	2.05	0.03
10320	*	-1	1717	91	1.52	0.03	0.00	-0.02
10320	A	1	141	80	1.82	0.09	0.89	0.40
10320	B	0	13	7	0.94	0.29	1.29	-0.17
10320	C	0	21	12	0.70	0.21	0.91	-0.30
10320	D	0	2	1	-0.32	0.34	0.22	-0.19

ItemID	Response	Score	n	n %	Avg. Prsn Msr	SE	OUT.MSQ	PTME
10321	*	-1	1871	99	1.53	0.03	0.00	0.01
10321	A	1	15	65	2.23	0.27	0.57	0.80
10321	B	0	3	13	0.03	0.19	0.36	-0.36
10321	C	0	3	13	0.00	0.42	0.39	-0.37
10321	D	0	2	9	-0.83	0.06	0.15	-0.47
10322	*	-1	1871	99	1.53	0.03	0.00	0.06
10322	A	1	16	70	1.42	0.45	1.00	0.52
10322	B	0	2	9	-0.49	0.89	0.77	-0.23
10322	C	0	2	9	-0.75	0.19	0.42	-0.28
10322	D	0	3	13	-0.49	0.14	0.54	-0.29
10323	*	-1	1702	90	1.53	0.03	0.00	0.01
10323	A	1	155	81	1.67	0.10	0.97	0.34
10323	B	0	17	9	0.70	0.27	1.23	-0.20
10323	C	0	20	10	0.55	0.20	0.95	-0.26
10323	D	0	0	0	0.00	0.00	0.00	0.00
10324	*	-1	1871	99	1.53	0.03	0.00	0.01
10324	A	1	17	74	1.73	0.34	0.95	0.42
10324	B	0	0	0	0.00	0.00	0.00	0.00
10324	C	0	6	26	0.42	0.32	0.76	-0.42
10324	D	0	0	0	0.00	0.00	0.00	0.00
10325	*	-1	1871	99	1.53	0.03	0.00	0.02
10325	A	1	12	52	2.30	0.45	0.76	0.64
10325	B	0	4	17	0.28	0.72	0.84	-0.28
10325	C	0	6	26	0.11	0.34	0.54	-0.43
10325	D	0	1	4	0.30	0.00	0.51	-0.13

ItemID	Response	Score	n	n %	Avg. Prsn Msr	SE	OUT.MSQ	PTME
10326	*	-1	1871	99	1.54	0.03	0.00	0.08
10326	A	1	15	65	1.16	0.35	0.97	0.51
10326	B	0	2	9	-0.04	0.31	0.62	-0.10
10326	C	0	4	17	0.32	0.44	1.15	-0.05
10326	D	0	2	9	-3.50	1.72	0.10	-0.69
10327	*	-1	1871	99	1.53	0.03	0.00	0.01
10327	A	1	17	74	1.50	0.37	1.61	0.06
10327	B	0	3	13	1.93	0.91	5.41	0.13
10327	C	0	3	13	0.66	0.72	1.14	-0.21
10327	D	0	0	0	0.00	0.00	0.00	0.00
10328	*	-1	1872	99	1.53	0.03	0.00	0.03
10328	A	1	15	68	1.62	0.36	1.31	0.48
10328	B	0	1	5	-0.70	0.00	0.22	-0.30
10328	C	0	3	14	0.19	0.40	0.63	-0.29
10328	D	0	3	14	0.58	0.41	0.91	-0.18
10329	*	-1	1870	99	1.53	0.03	0.00	0.04
10329	A	1	16	67	1.63	0.19	0.61	0.67
10329	B	0	2	8	-0.37	0.31	0.31	-0.30
10329	C	0	4	17	0.60	0.53	1.26	-0.13
10329	D	0	2	8	-2.07	1.13	0.09	-0.68
10330	*	-1	1870	99	1.53	0.03	0.00	0.06
10330	A	1	16	67	1.64	0.26	0.50	0.77
10330	B	0	0	0	0.00	0.00	0.00	0.00
10330	C	0	5	21	-0.61	0.34	0.38	-0.51
10330	D	0	3	13	-1.02	0.60	0.28	-0.48

ItemID	Response	Score	n	n %	Avg. Prsn Msr	SE	OUT.MSQ	PTME
10331	*	-1	1869	99	1.53	0.03	0.00	0.03
10331	A	1	22	88	1.34	0.33	0.98	0.33
10331	B	0	1	4	-1.21	0.00	0.20	-0.32
10331	C	0	2	8	0.26	0.21	0.90	-0.17
10331	D	0	0	0	0.00	0.00	0.00	0.00
10332	*	-1	1871	99	1.53	0.03	0.00	0.02
10332	A	1	15	65	2.03	0.42	1.10	0.57
10332	B	0	3	13	-0.60	0.74	0.39	-0.45
10332	C	0	5	22	0.40	0.34	0.75	-0.29
10332	D	0	0	0	0.00	0.00	0.00	0.00
10333	*	-1	1872	99	1.52	0.03	0.00	-0.01
10333	A	1	17	77	2.05	0.35	0.87	0.45
10333	B	0	2	9	1.06	0.41	1.04	-0.14
10333	C	0	3	14	0.06	0.63	0.54	-0.44
10333	D	0	0	0	0.00	0.00	0.00	0.00
10334	*	-1	1870	99	1.53	0.03	0.00	0.01
10334	A	1	22	92	1.48	0.37	1.12	0.15
10334	B	0	0	0	0.00	0.00	0.00	0.00
10334	C	0	0	0	0.00	0.00	0.00	0.00
10334	D	0	2	8	0.60	0.31	1.15	-0.15
10335	*	-1	1715	91	1.50	0.03	0.00	-0.05
10335	A	1	172	96	1.81	0.09	1.00	0.28
10335	B	0	2	1	-0.21	1.12	0.49	-0.16
10335	C	0	5	3	0.07	0.30	0.45	-0.22
10335	D	0	0	0	0.00	0.00	0.00	0.00

ItemID	Response	Score	n	n %	Avg. Prsn Msr	SE	OUT.MSQ	PTME
10336	*	-1	1871	99	1.53	0.03	0.00	0.03
10336	A	1	20	87	1.24	0.28	1.19	0.26
10336	B	0	1	4	0.95	0.00	1.29	-0.03
10336	C	0	0	0	0.00	0.00	0.00	0.00
10336	D	0	2	9	0.05	0.14	0.53	-0.28
10337	*	-1	1873	99	1.53	0.03	0.00	0.05
10337	A	1	15	71	1.32	0.48	0.95	0.43
10337	B	0	2	10	0.46	0.56	1.61	-0.06
10337	C	0	1	5	-0.95	0.00	0.34	-0.22
10337	D	0	3	14	-0.80	0.99	0.89	-0.36
10338	*	-1	1873	99	1.52	0.03	0.00	-0.02
10338	A	1	20	95	1.88	0.25	0.98	0.27
10338	B	0	1	5	0.50	0.00	0.42	-0.27
10338	C	0	0	0	0.00	0.00	0.00	0.00
10338	D	0	0	0	0.00	0.00	0.00	0.00
10339	*	-1	1871	99	1.53	0.03	0.00	0.02
10339	A	1	20	87	1.56	0.39	0.97	0.46
10339	B	0	3	13	-0.88	0.35	0.36	-0.46
10339	C	0	0	0	0.00	0.00	0.00	0.00
10339	D	0	0	0	0.00	0.00	0.00	0.00
10340	*	-1	1872	99	1.53	0.03	0.00	0.01
10340	A	1	21	95	1.48	0.26	0.96	0.36
10340	B	0	1	5	-0.64	0.00	0.26	-0.36
10340	C	0	0	0	0.00	0.00	0.00	0.00
10340	D	0	0	0	0.00	0.00	0.00	0.00

ItemID	Response	Score	n	n %	Avg. Prsn Msr	SE	OUT.MSQ	PTME
10341	*	-1	1872	99	1.52	0.03	0.00	-0.01
10341	A	1	16	73	2.13	0.34	1.09	0.56
10341	B	0	3	14	0.38	0.38	0.49	-0.35
10341	C	0	2	9	-0.29	0.43	0.24	-0.42
10341	D	0	1	5	1.44	0.00	1.22	-0.03
10342	*	-1	1871	99	1.53	0.03	0.00	0.04
10342	A	1	19	83	1.35	0.34	1.20	0.48
10342	B	0	2	9	-0.02	0.09	0.62	-0.21
10342	C	0	1	4	-0.91	0.00	0.26	-0.27
10342	D	0	1	4	-1.26	0.00	0.18	-0.32
10343	*	-1	1870	99	1.54	0.03	0.00	0.07
10343	A	1	21	88	1.03	0.25	0.66	0.61
10343	B	0	0	0	0.00	0.00	0.00	0.00
10343	C	0	2	8	-0.72	0.39	0.50	-0.28
10343	D	0	1	4	-3.76	0.00	0.02	-0.62
10344	*	-1	1871	99	1.54	0.03	0.00	0.07
10344	A	1	18	78	1.13	0.32	0.71	0.58
10344	B	0	2	9	-0.17	0.24	0.75	-0.17
10344	C	0	1	4	-1.21	0.00	0.26	-0.27
10344	D	0	2	9	-1.71	0.78	0.21	-0.49
10345	*	-1	1870	99	1.52	0.03	0.00	-0.03
10345	A	1	21	88	2.08	0.36	1.10	0.35
10345	B	0	1	4	-0.10	0.00	0.34	-0.26
10345	C	0	2	8	0.60	0.46	0.75	-0.24
10345	D	0	0	0	0.00	0.00	0.00	0.00

ItemID	Response	Score	n	n %	Avg. Prsn Msr	SE	OUT.MSQ	PTME
10346	*	-1	1870	99	1.53	0.03	0.00	0.00
10346	A	1	22	92	1.63	0.40	1.07	0.24
10346	B	0	1	4	0.73	0.00	1.40	-0.09
10346	C	0	1	4	-0.56	0.00	0.38	-0.24
10346	D	0	0	0	0.00	0.00	0.00	0.00
10347	*	-1	1870	99	1.53	0.03	0.00	0.00
10347	A	1	20	83	1.86	0.35	0.78	0.51
10347	B	0	0	0	0.00	0.00	0.00	0.00
10347	C	0	0	0	0.00	0.00	0.00	0.00
10347	D	0	4	17	-0.49	0.60	0.57	-0.51
10348	*	-1	1701	90	1.53	0.03	0.00	0.02
10348	A	1	180	93	1.57	0.09	0.93	0.36
10348	B	0	10	5	-0.06	0.21	0.50	-0.28
10348	C	0	3	2	-0.97	0.62	0.23	-0.24
10348	D	0	0	0	0.00	0.00	0.00	0.00
10349	*	-1	1873	99	1.53	0.03	0.00	0.06
10349	A	1	17	81	1.01	0.42	1.07	0.36
10349	B	0	1	5	-0.40	0.00	0.65	-0.15
10349	C	0	3	14	-0.53	0.34	0.63	-0.31
10349	D	0	0	0	0.00	0.00	0.00	0.00
10350	*	-1	1872	99	1.53	0.03	0.00	0.05
10350	A	1	20	91	1.10	0.30	0.90	0.40
10350	B	0	1	5	-0.97	0.00	0.28	-0.30
10350	C	0	1	5	-0.68	0.00	0.37	-0.26
10350	D	0	0	0	0.00	0.00	0.00	0.00

ItemID	Response	Score	n	n %	Avg. Prsn Msr	SE	OUT.MSQ	PTME
10351	*	-1	1870	99	1.53	0.03	0.00	0.06
10351	A	1	22	92	0.84	0.27	1.00	0.24
10351	B	0	0	0	0.00	0.00	0.00	0.00
10351	C	0	1	4	0.21	0.00	0.91	-0.09
10351	D	0	1	4	-0.70	0.00	0.37	-0.24
10352	*	-1	1870	99	1.53	0.03	0.00	0.03
10352	A	1	22	92	1.33	0.37	0.87	0.38
10352	B	0	1	4	-1.26	0.00	0.24	-0.28
10352	C	0	0	0	0.00	0.00	0.00	0.00
10352	D	0	1	4	-0.93	0.00	0.33	-0.25
10353	*	-1	1871	99	1.53	0.03	0.00	0.01
10353	A	1	21	91	1.51	0.33	1.15	0.24
10353	B	0	0	0	0.00	0.00	0.00	0.00
10353	C	0	1	4	-0.73	0.00	0.27	-0.31
10353	D	0	1	4	1.22	0.00	1.88	-0.03
10354	*	-1	1871	99	1.53	0.03	0.00	0.05
10354	A	1	16	70	1.54	0.36	0.77	0.65
10354	B	0	3	13	-0.53	0.62	0.52	-0.33
10354	C	0	3	13	-1.21	0.22	0.21	-0.49
10354	D	0	1	4	-0.08	0.00	0.62	-0.12
10355	*	-1	1870	99	1.52	0.03	0.00	-0.02
10355	A	1	20	83	1.85	0.36	1.24	0.12
10355	B	0	0	0	0.00	0.00	0.00	0.00
10355	C	0	3	13	0.82	0.76	1.17	-0.23
10355	D	0	1	4	3.01	0.00	6.93	0.16

ItemID	Response	Score	n	n %	Avg. Prsn Msr	SE	OUT.MSQ	PTME
10356	*	-1	1870	99	1.53	0.03	0.00	0.06
10356	A	1	20	83	1.05	0.25	1.13	0.41
10356	B	0	0	0	0.00	0.00	0.00	0.00
10356	C	0	3	13	-0.69	0.54	0.45	-0.48
10356	D	0	1	4	1.05	0.00	1.93	0.04
10357	*	-1	1870	99	1.52	0.03	0.00	-0.04
10357	A	1	20	83	2.44	0.27	0.70	0.62
10357	B	0	2	8	0.46	0.12	0.38	-0.36
10357	C	0	2	8	-0.10	0.25	0.22	-0.48
10357	D	0	0	0	0.00	0.00	0.00	0.00
10358	*	-1	1870	99	1.53	0.03	0.00	0.03
10358	A	1	15	63	2.01	0.29	0.53	0.75
10358	B	0	6	25	-0.18	0.29	0.42	-0.56
10358	C	0	2	8	0.01	0.41	0.46	-0.25
10358	D	0	1	4	-0.67	0.00	0.21	-0.27
10359	*	-1	1870	99	1.53	0.03	0.00	0.01
10359	A	1	18	75	2.03	0.23	0.54	0.72
10359	B	0	2	8	-0.29	0.68	0.32	-0.39
10359	C	0	2	8	0.40	1.22	0.96	-0.23
10359	D	0	2	8	-0.84	0.06	0.15	-0.51
10360	*	-1	1872	99	1.53	0.03	0.00	0.01
10360	A	1	12	55	2.10	0.38	0.85	0.55
10360	B	0	7	32	0.51	0.60	1.22	-0.37
10360	C	0	1	5	0.68	0.00	0.62	-0.09
10360	D	0	2	9	-0.05	0.43	0.32	-0.29

ItemID	Response	Score	n	n %	Avg. Prsn Msr	SE	OUT.MSQ	PTME
10361	*	-1	1871	99	1.53	0.03	0.00	0.02
10361	A	1	17	74	1.78	0.46	1.19	0.48
10361	B	0	2	9	-0.48	0.63	0.46	-0.29
10361	C	0	2	9	0.22	0.04	0.77	-0.18
10361	D	0	2	9	-0.42	0.24	0.42	-0.28
10362	*	-1	1870	99	1.52	0.03	0.00	-0.02
10362	A	1	19	79	2.23	0.29	0.78	0.64
10362	B	0	2	8	-0.70	0.85	0.23	-0.47
10362	C	0	3	13	0.12	0.53	0.47	-0.39
10362	D	0	0	0	0.00	0.00	0.00	0.00
10363	*	-1	1870	99	1.53	0.03	0.00	0.03
10363	A	1	20	83	1.62	0.36	1.02	0.51
10363	B	0	1	4	-0.75	0.00	0.24	-0.20
10363	C	0	3	13	-1.27	2.02	1.34	-0.45
10363	D	0	0	0	0.00	0.00	0.00	0.00
10364	*	-1	1872	99	1.53	0.03	0.00	0.02
10364	A	1	16	73	1.89	0.44	0.78	0.53
10364	B	0	0	0	0.00	0.00	0.00	0.00
10364	C	0	5	23	0.05	0.38	0.79	-0.37
10364	D	0	1	5	-1.78	0.00	0.09	-0.37
10365	*	-1	1868	99	1.53	0.03	0.00	0.03
10365	A	1	19	73	1.76	0.33	0.77	0.57
10365	B	0	2	8	-0.73	0.53	0.28	-0.34
10365	C	0	2	8	0.52	0.61	1.02	-0.12
10365	D	0	3	12	-0.70	1.01	0.48	-0.42

ItemID	Response	Score	n	n %	Avg. Prsn Msr	SE	OUT.MSQ	PTME
10366	*	-1	1871	99	1.53	0.03	0.00	0.03
10366	A	1	18	78	1.48	0.30	0.84	0.46
10366	B	0	0	0	0.00	0.00	0.00	0.00
10366	C	0	1	4	2.80	0.00	9.54	0.22
10366	D	0	4	17	-1.10	0.87	0.52	-0.62
10367	*	-1	1873	99	1.53	0.03	0.00	0.07
10367	A	1	14	67	1.12	0.30	0.73	0.57
10367	B	0	2	10	-0.57	0.64	0.45	-0.33
10367	C	0	2	10	-0.54	0.84	0.52	-0.32
10367	D	0	3	14	0.00	0.50	0.84	-0.22
10368	*	-1	1869	99	1.53	0.03	0.00	0.05
10368	A	1	6	24	2.28	0.53	0.57	0.60
10368	B	0	2	8	0.61	0.61	0.76	-0.07
10368	C	0	10	40	0.51	0.33	0.97	-0.27
10368	D	0	7	28	0.45	0.41	0.87	-0.23
10369	*	-1	1870	99	1.52	0.03	0.00	0.00
10369	A	1	21	88	1.67	0.37	1.14	0.16
10369	B	0	1	4	2.14	0.00	4.11	0.07
10369	C	0	1	4	0.31	0.00	0.66	-0.16
10369	D	0	1	4	0.27	0.00	0.64	-0.17
10370	*	-1	1871	99	1.53	0.03	0.00	0.03
10370	A	1	11	48	2.10	0.42	0.76	0.69
10370	B	0	5	22	0.34	0.20	0.56	-0.29
10370	C	0	3	13	0.27	0.28	0.52	-0.23
10370	D	0	4	17	-0.09	0.32	0.39	-0.39

ItemID	Response	Score	n	n %	Avg. Prsn Msr	SE	OUT.MSQ	PTME
10371	*	-1	1870	99	1.53	0.03	0.00	0.05
10371	A	1	8	33	1.90	0.52	1.50	0.51
10371	B	0	7	29	0.89	0.56	1.75	0.02
10371	C	0	4	17	0.09	0.25	0.38	-0.24
10371	D	0	5	21	-0.27	0.46	0.41	-0.40
10372	*	-1	1874	99	1.53	0.03	0.00	0.04
10372	A	1	14	70	1.52	0.56	1.84	0.43
10372	B	0	0	0	0.00	0.00	0.00	0.00
10372	C	0	3	15	-0.40	0.48	0.63	-0.27
10372	D	0	3	15	-0.46	1.43	1.53	-0.28
10373	*	-1	1870	99	1.53	0.03	0.00	0.05
10373	A	1	20	83	1.45	0.28	0.55	0.69
10373	B	0	0	0	0.00	0.00	0.00	0.00
10373	C	0	0	0	0.00	0.00	0.00	0.00
10373	D	0	4	17	-1.57	0.57	0.25	-0.69
10374	*	-1	1871	99	1.52	0.03	0.00	-0.01
10374	A	1	18	78	2.01	0.32	0.93	0.42
10374	B	0	1	4	1.96	0.00	2.13	0.04
10374	C	0	1	4	0.26	0.00	0.39	-0.22
10374	D	0	3	13	0.24	0.61	0.53	-0.41
10375	*	-1	1870	99	1.53	0.03	0.00	0.06
10375	A	1	19	79	1.31	0.35	0.91	0.51
10375	B	0	2	8	-3.47	1.75	0.13	-0.65
10375	C	0	0	0	0.00	0.00	0.00	0.00
10375	D	0	3	13	0.34	0.80	1.58	-0.09

ItemID	Response	Score	n	n %	Avg. Prsn Msr	SE	OUT.MSQ	PTME
10376	*	-1	1870	99	1.53	0.03	0.00	0.03
10376	A	1	18	75	1.71	0.35	0.66	0.62
10376	B	0	2	8	-0.22	0.25	0.49	-0.24
10376	C	0	3	13	-0.37	0.21	0.43	-0.33
10376	D	0	1	4	-2.69	0.00	0.04	-0.47
10377	*	-1	1870	99	1.53	0.03	0.00	0.03
10377	A	1	19	79	1.56	0.33	0.89	0.50
10377	B	0	2	8	0.89	0.37	1.53	-0.05
10377	C	0	1	4	-0.94	0.00	0.23	-0.28
10377	D	0	2	8	-1.32	0.40	0.17	-0.48
10378	*	-1	1715	91	1.51	0.03	0.00	-0.03
10378	A	1	160	89	1.86	0.09	0.82	0.46
10378	B	0	12	7	-0.57	0.25	0.28	-0.45
10378	C	0	6	3	0.85	0.30	0.99	-0.11
10378	D	0	1	1	-0.41	0.00	0.23	-0.12
10379	*	-1	1870	99	1.53	0.03	0.00	0.06
10379	A	1	18	75	1.53	0.21	0.41	0.85
10379	B	0	3	13	-1.42	0.17	0.19	-0.53
10379	C	0	0	0	0.00	0.00	0.00	0.00
10379	D	0	3	13	-1.66	0.50	0.18	-0.59
10380	*	-1	1871	99	1.53	0.03	0.00	0.00
10380	A	1	19	83	1.62	0.37	1.45	0.20
10380	B	0	0	0	0.00	0.00	0.00	0.00
10380	C	0	1	4	-0.40	0.00	0.29	-0.27
10380	D	0	3	13	1.22	0.03	1.49	-0.07

ItemID	Response	Score	n	n %	Avg. Prsn Msr	SE	OUT.MSQ	PTME
10381	*	-1	1872	99	1.53	0.03	0.00	0.01
10381	A	1	14	64	2.09	0.43	0.99	0.56
10381	B	0	3	14	0.72	0.83	1.74	-0.15
10381	C	0	1	5	0.11	0.00	0.46	-0.16
10381	D	0	4	18	-0.32	0.57	0.44	-0.47
10382	*	-1	1870	99	1.53	0.03	0.00	0.04
10382	A	1	14	58	1.98	0.37	0.55	0.73
10382	B	0	3	13	-0.39	0.52	0.45	-0.35
10382	C	0	3	13	-0.69	0.26	0.28	-0.42
10382	D	0	4	17	0.05	0.11	0.57	-0.28
10383	*	-1	1870	99	1.53	0.03	0.00	0.05
10383	A	1	12	50	1.49	0.41	1.02	0.44
10383	B	0	7	29	0.54	0.30	1.04	-0.16
10383	C	0	3	13	-0.95	0.72	0.27	-0.50
10383	D	0	2	8	1.15	0.55	1.71	0.06
10384	*	-1	1871	99	1.52	0.03	0.00	-0.01
10384	A	1	15	65	2.33	0.38	0.70	0.63
10384	B	0	2	9	0.63	0.28	0.63	-0.20
10384	C	0	3	13	-0.25	0.16	0.26	-0.47
10384	D	0	3	13	0.65	0.42	0.75	-0.25
10385	*	-1	1873	99	1.53	0.03	0.00	0.01
10385	A	1	13	62	2.18	0.26	0.60	0.72
10385	B	0	6	29	0.69	0.21	0.58	-0.36
10385	C	0	1	5	-0.35	0.00	0.19	-0.31
10385	D	0	1	5	-1.85	0.00	0.04	-0.56

ItemID	Response	Score	n	n %	Avg. Prsn Msr	SE	OUT.MSQ	PTME
10386	*	-1	1870	99	1.53	0.03	0.00	0.03
10386	A	1	12	50	1.87	0.39	0.96	0.52
10386	B	0	3	13	1.69	0.36	2.01	0.15
10386	C	0	6	25	-0.10	0.48	0.48	-0.51
10386	D	0	3	13	0.20	0.25	0.42	-0.26
10387	*	-1	1870	99	1.53	0.03	0.00	0.04
10387	A	1	18	75	1.32	0.24	0.91	0.51
10387	B	0	1	4	-0.40	0.00	0.31	-0.29
10387	C	0	4	17	0.36	0.17	0.70	-0.28
10387	D	0	1	4	-0.47	0.00	0.29	-0.30
10388	*	-1	1873	99	1.53	0.03	0.00	0.05
10388	A	1	17	81	1.03	0.27	1.04	0.29
10388	B	0	2	10	0.32	0.59	0.97	-0.16
10388	C	0	1	5	-1.21	0.00	0.18	-0.42
10388	D	0	1	5	1.35	0.00	2.31	0.10
10389	*	-1	1872	99	1.53	0.03	0.00	0.05
10389	A	1	14	64	1.59	0.24	0.69	0.65
10389	B	0	2	9	-0.35	0.33	0.33	-0.29
10389	C	0	3	14	0.95	0.28	1.23	0.01
10389	D	0	3	14	-1.46	0.89	0.18	-0.68
10390	*	-1	1870	99	1.53	0.03	0.00	0.04
10390	A	1	16	67	1.70	0.41	0.87	0.54
10390	B	0	1	4	-1.21	0.00	0.16	-0.29
10390	C	0	7	29	-0.03	0.35	0.76	-0.43
10390	D	0	0	0	0.00	0.00	0.00	0.00

ItemID	Response	Score	n	n %	Avg. Prsn Msr	SE	OUT.MSQ	PTME
10391	*	-1	1870	99	1.52	0.03	0.00	-0.01
10391	A	1	16	67	1.90	0.33	1.29	0.27
10391	B	0	5	21	1.15	0.43	1.18	-0.21
10391	C	0	2	8	0.85	1.26	1.06	-0.20
10391	D	0	1	4	2.01	0.00	1.79	0.06
10392	*	-1	1870	99	1.53	0.03	0.00	0.05
10392	A	1	17	71	1.25	0.34	0.99	0.35
10392	B	0	5	21	0.38	0.45	1.24	-0.23
10392	C	0	2	8	-0.05	0.35	0.57	-0.23
10392	D	0	0	0	0.00	0.00	0.00	0.00
10393	*	-1	1871	99	1.53	0.03	0.00	0.03
10393	A	1	11	48	2.34	0.57	0.98	0.52
10393	B	0	5	22	-0.04	0.45	0.53	-0.29
10393	C	0	5	22	1.13	0.52	2.25	-0.01
10393	D	0	2	9	-2.28	2.94	0.75	-0.49
10394	*	-1	1870	99	1.52	0.03	0.00	-0.01
10394	A	1	21	88	2.04	0.31	0.67	0.62
10394	B	0	1	4	-0.82	0.00	0.22	-0.31
10394	C	0	1	4	-0.64	0.00	0.26	-0.29
10394	D	0	1	4	-1.59	0.00	0.10	-0.41
10395	*	-1	1870	99	1.53	0.03	0.00	0.06
10395	A	1	20	83	1.29	0.34	0.66	0.59
10395	B	0	1	4	-1.11	0.00	0.31	-0.22
10395	C	0	0	0	0.00	0.00	0.00	0.00
10395	D	0	3	13	-1.76	1.01	0.30	-0.54

ItemID	Response	Score	n	n %	Avg. Prsn Msr	SE	OUT.MSQ	PTME
10396	*	-1	1870	99	1.52	0.03	0.00	0.00
10396	A	1	21	88	1.93	0.31	0.64	0.58
10396	B	0	1	4	-0.25	0.00	0.38	-0.22
10396	C	0	1	4	-0.17	0.00	0.40	-0.21
10396	D	0	1	4	-2.69	0.00	0.03	-0.52
10397	*	-1	1869	99	1.53	0.03	0.00	0.01
10397	A	1	19	76	1.79	0.20	0.80	0.55
10397	B	0	0	0	0.00	0.00	0.00	0.00
10397	C	0	5	20	0.62	0.52	1.02	-0.38
10397	D	0	1	4	-0.85	0.00	0.13	-0.42
10398	*	-1	1873	99	1.53	0.03	0.00	0.03
10398	A	1	15	71	1.71	0.41	1.14	0.45
10398	B	0	1	5	-5.21	0.00	0.00	-0.68
10398	C	0	3	14	-0.01	0.32	0.50	-0.22
10398	D	0	2	10	1.51	1.75	6.13	0.06
10399	*	-1	1870	99	1.53	0.03	0.00	0.00
10399	A	1	19	79	2.06	0.37	0.67	0.59
10399	B	0	1	4	0.00	0.00	0.47	-0.16
10399	C	0	3	13	0.00	0.32	0.52	-0.29
10399	D	0	1	4	-3.76	0.00	0.01	-0.57
10400	*	-1	1870	99	1.53	0.03	0.00	0.02
10400	A	1	21	88	1.31	0.30	1.03	0.17
10400	B	0	0	0	0.00	0.00	0.00	0.00
10400	C	0	2	8	0.79	1.37	2.31	-0.10
10400	D	0	1	4	0.30	0.00	0.67	-0.14

ItemID	Response	Score	n	n %	Avg. Prsn Msr	SE	OUT.MSQ	PTME
10401	*	-1	1870	99	1.53	0.03	0.00	0.01
10401	A	1	23	96	1.32	0.34	1.09	-0.11
10401	B	0	0	0	0.00	0.00	0.00	0.00
10401	C	0	1	4	2.24	0.00	6.02	0.11
10401	D	0	0	0	0.00	0.00	0.00	0.00
10402	*	-1	1870	99	1.53	0.03	0.00	0.02
10402	A	1	20	83	1.30	0.28	1.14	0.13
10402	B	0	2	8	0.15	0.82	0.76	-0.27
10402	C	0	0	0	0.00	0.00	0.00	0.00
10402	D	0	2	8	1.63	0.57	2.87	0.10
10403	*	-1	1870	99	1.53	0.03	0.00	0.03
10403	A	1	19	79	1.53	0.29	0.81	0.54
10403	B	0	1	4	0.49	0.00	0.86	-0.10
10403	C	0	3	13	-0.50	0.87	0.67	-0.45
10403	D	0	1	4	-0.59	0.00	0.29	-0.26
10404	*	-1	1871	99	1.52	0.03	0.00	0.00
10404	A	1	15	65	1.98	0.41	1.11	0.37
10404	B	0	4	17	1.04	0.72	1.59	-0.14
10404	C	0	1	4	-0.18	0.00	0.27	-0.23
10404	D	0	3	13	0.59	1.19	1.35	-0.23
10405	*	-1	1870	99	1.53	0.03	0.00	0.01
10405	A	1	2	8	1.22	0.09	2.88	-0.05
10405	B	0	5	21	1.94	0.93	2.71	0.18
10405	C	0	14	58	1.42	0.35	1.24	-0.02
10405	D	0	3	13	0.88	0.78	0.45	-0.16

ItemID	Response	Score	n	n %	Avg. Prsn Msr	SE	OUT.MSQ	PTME
10406	*	-1	1870	99	1.53	0.03	0.00	0.05
10406	A	1	7	29	-0.10	0.40	5.59	-0.48
10406	B	0	0	0	0.00	0.00	0.00	0.00
10406	C	0	5	21	0.53	0.59	0.97	-0.14
10406	D	0	12	50	1.66	0.35	2.51	0.55
10407	*	-1	1871	99	1.54	0.03	0.00	0.07
10407	A	-1	23	100	0.67	0.23	0.00	0.00
10407	B	-1	0	0	0.00	0.00	0.00	0.00
10407	C	-1	0	0	0.00	0.00	0.00	0.00
10407	D	-1	0	0	0.00	0.00	0.00	0.00
10408	*	-1	1870	99	1.52	0.03	0.00	-0.02
10408	A	1	23	96	1.80	0.35	1.12	0.14
10408	B	0	0	0	0.00	0.00	0.00	0.00
10408	C	0	0	0	0.00	0.00	0.00	0.00
10408	D	0	1	4	0.68	0.00	1.12	-0.14
10409	*	-1	1870	99	1.52	0.03	0.00	0.00
10409	A	1	22	92	1.74	0.34	0.80	0.44
10409	B	0	1	4	-0.96	0.00	0.22	-0.31
10409	C	0	0	0	0.00	0.00	0.00	0.00
10409	D	0	1	4	-0.85	0.00	0.24	-0.30
10410	*	-1	1874	99	1.53	0.03	0.00	0.04
10410	A	1	8	40	2.78	0.71	0.74	0.69
10410	B	0	0	0	0.00	0.00	0.00	0.00
10410	C	0	9	45	0.37	0.31	0.91	-0.29
10410	D	0	3	15	-1.61	0.55	0.11	-0.54

ItemID	Response	Score	n	n %	Avg. Prsn Msr	SE	OUT.MSQ	PTME
10411	*	-1	1871	99	1.52	0.03	0.00	-0.05
10411	A	1	11	48	3.13	0.38	0.78	0.68
10411	B	0	2	9	2.07	0.58	1.32	-0.02
10411	C	0	3	13	0.10	0.31	0.17	-0.57
10411	D	0	7	30	1.50	0.08	0.65	-0.31
10412	*	-1	1871	99	1.53	0.03	0.00	0.02
10412	A	1	16	70	1.44	0.34	1.32	0.15
10412	B	0	2	9	1.14	0.65	1.39	-0.04
10412	C	0	3	13	1.90	0.70	3.91	0.17
10412	D	0	2	9	-0.46	0.48	0.26	-0.42
10413	*	-1	1870	99	1.52	0.03	0.00	0.00
10413	A	1	16	67	2.16	0.43	1.03	0.49
10413	B	0	3	13	0.27	0.86	0.90	-0.28
10413	C	0	2	8	-0.35	0.17	0.27	-0.34
10413	D	0	3	13	0.92	0.59	1.33	-0.14
10414	*	-1	1870	99	1.53	0.03	0.00	0.02
10414	A	1	19	79	1.50	0.39	1.24	0.30
10414	B	0	1	4	-0.54	0.00	0.32	-0.23
10414	C	0	2	8	-0.21	0.53	0.52	-0.27
10414	D	0	2	8	1.28	0.02	2.00	0.00
10415	*	-1	1871	99	1.53	0.03	0.00	0.03
10415	A	1	14	61	1.98	0.51	1.07	0.56
10415	B	0	2	9	-0.66	0.71	0.34	-0.31
10415	C	0	7	30	0.05	0.25	0.68	-0.41
10415	D	0	0	0	0.00	0.00	0.00	0.00

ItemID	Response	Score	n	n %	Avg. Prsn Msr	SE	OUT.MSQ	PTME
10416	*	-1	1872	99	1.53	0.03	0.00	0.01
10416	A	1	19	86	1.49	0.42	1.16	0.22
10416	B	0	0	0	0.00	0.00	0.00	0.00
10416	C	0	3	14	0.41	0.63	1.34	-0.22
10416	D	0	0	0	0.00	0.00	0.00	0.00
10417	*	-1	1871	99	1.53	0.03	0.00	0.01
10417	A	1	16	70	1.80	0.31	0.97	0.45
10417	B	0	5	22	-0.34	0.33	0.34	-0.60
10417	C	0	2	9	2.04	1.93	10.10	0.14
10417	D	0	0	0	0.00	0.00	0.00	0.00
10418	*	-1	1871	99	1.53	0.03	0.00	0.01
10418	A	1	22	96	1.50	0.30	0.86	0.36
10418	B	0	1	4	-1.11	0.00	0.18	-0.36
10418	C	0	0	0	0.00	0.00	0.00	0.00
10418	D	0	0	0	0.00	0.00	0.00	0.00
10419	*	-1	1869	99	1.53	0.03	0.00	0.04
10419	A	1	23	92	1.09	0.29	1.08	0.08
10419	B	0	2	8	0.68	1.66	3.76	-0.08
10419	C	0	0	0	0.00	0.00	0.00	0.00
10419	D	0	0	0	0.00	0.00	0.00	0.00
10420	*	-1	1870	99	1.53	0.03	0.00	0.02
10420	A	1	9	38	2.68	0.67	1.33	0.59
10420	B	0	4	17	0.08	0.15	0.35	-0.28
10420	C	0	8	33	0.96	0.49	1.77	-0.11
10420	D	0	3	13	-0.73	0.55	0.19	-0.40

ItemID	Response	Score	n	n %	Avg. Prsn Msr	SE	OUT.MSQ	PTME
10421	*	-1	1871	99	1.52	0.03	0.00	0.00
10421	A	1	21	91	1.76	0.39	0.79	0.40
10421	B	0	0	0	0.00	0.00	0.00	0.00
10421	C	0	1	4	0.00	0.00	0.65	-0.18
10421	D	0	1	4	-1.72	0.00	0.12	-0.37
10422	*	-1	1871	99	1.53	0.03	0.00	0.04
10422	A	1	21	91	1.02	0.25	1.09	0.06
10422	B	0	0	0	0.00	0.00	0.00	0.00
10422	C	0	2	9	0.80	0.21	1.21	-0.06
10422	D	0	0	0	0.00	0.00	0.00	0.00
10423	*	-1	1872	99	1.52	0.03	0.00	0.00
10423	A	1	17	77	2.05	0.37	0.72	0.57
10423	B	0	3	14	0.21	0.56	0.71	-0.32
10423	C	0	2	9	-0.89	0.30	0.19	-0.46
10423	D	0	0	0	0.00	0.00	0.00	0.00
10424	*	-1	1870	99	1.53	0.03	0.00	0.03
10424	A	1	18	75	1.72	0.33	0.80	0.58
10424	B	0	1	4	0.00	0.00	0.50	-0.16
10424	C	0	3	13	0.14	0.30	0.62	-0.26
10424	D	0	2	8	-1.32	0.78	0.18	-0.49
10425	*	-1	1870	99	1.53	0.03	0.00	0.03
10425	A	1	18	75	1.66	0.40	0.80	0.48
10425	B	0	1	4	1.03	0.00	1.68	-0.02
10425	C	0	2	8	-0.41	1.17	0.70	-0.28
10425	D	0	3	13	-0.62	0.72	0.54	-0.39

ItemID	Response	Score	n	n %	Avg. Prsn Msr	SE	OUT.MSQ	PTME
10426	*	-1	1872	99	1.53	0.03	0.00	0.02
10426	A	1	13	59	2.09	0.37	0.78	0.58
10426	B	0	5	23	0.83	0.49	1.11	-0.15
10426	C	0	2	9	0.52	0.01	0.52	-0.15
10426	D	0	2	9	-2.00	1.21	0.08	-0.63
10427	*	-1	1872	99	1.54	0.03	0.00	0.10
10427	A	1	9	41	0.69	0.33	0.98	0.41
10427	B	0	3	14	-0.45	0.51	0.64	-0.28
10427	C	0	6	27	-0.08	0.41	1.09	-0.20
10427	D	0	4	18	0.12	0.35	1.02	-0.05
10428	*	-1	1870	99	1.54	0.03	0.00	0.07
10428	A	1	13	54	0.82	0.33	1.59	0.17
10428	B	0	7	29	0.45	0.32	1.04	-0.13
10428	C	0	2	8	0.82	0.27	1.25	0.05
10428	D	0	2	8	0.17	1.02	0.98	-0.14
10429	*	-1	1871	99	1.53	0.03	0.00	0.01
10429	A	1	21	91	1.38	0.30	1.27	0.04
10429	B	0	0	0	0.00	0.00	0.00	0.00
10429	C	0	0	0	0.00	0.00	0.00	0.00
10429	D	0	2	9	1.20	1.79	5.39	-0.04
10430	*	-1	1871	99	1.53	0.03	0.00	0.02
10430	A	1	22	96	1.33	0.25	1.05	0.22
10430	B	0	0	0	0.00	0.00	0.00	0.00
10430	C	0	0	0	0.00	0.00	0.00	0.00
10430	D	0	1	4	0.12	0.00	0.59	-0.22

ItemID	Response	Score	n	n %	Avg. Prsn Msr	SE	OUT.MSQ	PTME
10431	*	-1	1872	99	1.53	0.03	0.00	0.05
10431	A	1	20	91	1.16	0.32	1.07	0.54
10431	B	0	1	5	0.46	0.00	1.04	-0.04
10431	C	0	1	5	-5.21	0.00	0.00	-0.70
10431	D	0	0	0	0.00	0.00	0.00	0.00
10432	*	-1	1723	91	1.50	0.03	0.00	-0.05
10432	A	1	144	84	1.90	0.10	1.08	0.26
10432	B	0	10	6	0.90	0.31	0.94	-0.18
10432	C	0	14	8	1.36	0.25	1.65	-0.10
10432	D	0	3	2	-0.02	0.31	0.29	-0.20
10433	*	-1	1871	99	1.53	0.03	0.00	0.00
10433	A	1	12	52	2.43	0.50	1.35	0.50
10433	B	0	7	30	0.26	0.43	0.79	-0.42
10433	C	0	0	0	0.00	0.00	0.00	0.00
10433	D	0	4	17	0.86	1.35	5.00	-0.15
10434	*	-1	1872	99	1.53	0.03	0.00	0.02
10434	A	1	14	64	1.79	0.44	0.99	0.45
10434	B	0	1	5	-0.56	0.00	0.27	-0.25
10434	C	0	2	9	0.03	0.00	0.48	-0.25
10434	D	0	5	23	0.61	0.55	1.71	-0.22
10435	*	-1	1870	99	1.52	0.03	0.00	-0.04
10435	A	1	10	42	2.56	0.50	1.34	0.39
10435	B	0	6	25	0.97	0.23	0.44	-0.43
10435	C	0	8	33	1.95	0.37	1.72	-0.01
10435	D	0	0	0	0.00	0.00	0.00	0.00

ItemID	Response	Score	n	n %	Avg. Prsn Msr	SE	OUT.MSQ	PTME
10436	*	-1	1870	99	1.53	0.03	0.00	0.01
10436	A	1	14	58	2.14	0.32	0.69	0.60
10436	B	0	1	4	1.46	0.00	1.34	0.01
10436	C	0	7	29	0.16	0.65	1.24	-0.48
10436	D	0	2	8	-0.13	0.68	0.34	-0.28
10437	*	-1	1872	99	1.53	0.03	0.00	0.05
10437	A	1	18	82	1.28	0.42	1.09	0.51
10437	B	0	1	5	-1.85	0.00	0.17	-0.31
10437	C	0	1	5	-0.40	0.00	0.71	-0.14
10437	D	0	2	9	-1.27	0.32	0.32	-0.36
10438	*	-1	1870	99	1.53	0.03	0.00	0.03
10438	A	1	22	92	1.28	0.24	0.81	0.50
10438	B	0	2	8	-0.94	0.01	0.22	-0.50
10438	C	0	0	0	0.00	0.00	0.00	0.00
10438	D	0	0	0	0.00	0.00	0.00	0.00
10439	*	-1	1869	99	1.53	0.03	0.00	0.03
10439	A	1	18	72	1.48	0.40	0.97	0.38
10439	B	0	3	12	0.13	0.54	0.86	-0.23
10439	C	0	2	8	0.05	1.12	1.02	-0.20
10439	D	0	2	8	0.29	0.20	0.77	-0.15
10440	*	-1	1872	99	1.53	0.03	0.00	0.05
10440	A	1	15	68	1.47	0.46	1.01	0.46
10440	B	0	3	14	0.12	0.13	0.74	-0.18
10440	C	0	1	5	0.35	0.00	0.91	-0.07
10440	D	0	3	14	-0.86	1.18	0.60	-0.40

ItemID	Response	Score	n	n %	Avg. Prsn Msr	SE	OUT.MSQ	PTME
10441	*	-1	1871	99	1.53	0.03	0.00	0.03
10441	A	1	18	78	1.74	0.40	1.73	0.54
10441	B	0	2	9	1.36	1.03	3.55	0.04
10441	C	0	1	4	-0.45	0.00	0.37	-0.14
10441	D	0	2	9	-4.22	1.01	0.02	-0.72
10442	*	-1	1872	99	1.52	0.03	0.00	-0.02
10442	A	1	13	59	2.49	0.54	1.44	0.46
10442	B	0	2	9	1.01	0.84	1.11	-0.14
10442	C	0	6	27	0.79	0.50	1.30	-0.36
10442	D	0	1	5	0.90	0.00	0.72	-0.11
10443	*	-1	1872	99	1.53	0.03	0.00	0.01
10443	A	1	10	45	2.21	0.47	1.01	0.52
10443	B	0	3	14	0.42	0.78	0.73	-0.26
10443	C	0	8	36	0.71	0.43	0.90	-0.34
10443	D	0	1	5	1.17	0.00	0.87	-0.03
10444	*	-1	1872	99	1.53	0.03	0.00	0.05
10444	A	1	15	68	1.24	0.25	0.86	0.51
10444	B	0	1	5	0.50	0.00	0.79	-0.09
10444	C	0	3	14	0.18	0.60	0.76	-0.29
10444	D	0	3	14	0.00	0.43	0.58	-0.36
10445	*	-1	1873	99	1.52	0.03	0.00	0.00
10445	A	1	18	86	1.70	0.43	0.99	0.20
10445	B	0	0	0	0.00	0.00	0.00	0.00
10445	C	0	2	10	0.83	1.83	4.08	-0.13
10445	D	0	1	5	0.32	0.00	0.77	-0.15

ItemID	Response	Score	n	n %	Avg. Prsn Msr	SE	OUT.MSQ	PTME
10446	*	-1	1871	99	1.52	0.03	0.00	-0.01
10446	A	1	19	83	2.07	0.30	0.65	0.62
10446	B	0	3	13	-0.33	0.73	0.41	-0.49
10446	C	0	1	4	-0.73	0.00	0.19	-0.33
10446	D	0	0	0	0.00	0.00	0.00	0.00
10447	*	-1	1872	99	1.52	0.03	0.00	-0.03
10447	A	1	13	59	2.89	0.46	0.65	0.67
10447	B	0	2	9	0.47	0.92	0.64	-0.25
10447	C	0	5	23	0.59	0.52	0.76	-0.39
10447	D	0	2	9	0.02	0.21	0.28	-0.33
10448	*	-1	1871	99	1.52	0.03	0.00	-0.01
10448	A	1	19	83	2.20	0.40	0.65	0.58
10448	B	0	0	0	0.00	0.00	0.00	0.00
10448	C	0	1	4	0.44	0.00	0.74	-0.13
10448	D	0	3	13	-1.40	1.25	0.33	-0.57
10449	*	-1	1870	99	1.53	0.03	0.00	0.01
10449	A	1	16	67	1.93	0.42	1.16	0.42
10449	B	0	6	25	0.50	0.24	0.76	-0.33
10449	C	0	2	8	0.37	2.10	2.39	-0.20
10449	D	0	0	0	0.00	0.00	0.00	0.00
10450	*	-1	1870	99	1.52	0.03	0.00	-0.02
10450	A	1	20	83	2.02	0.29	0.94	0.44
10450	B	0	1	4	0.48	0.00	0.49	-0.20
10450	C	0	3	13	0.47	0.50	0.61	-0.37
10450	D	0	0	0	0.00	0.00	0.00	0.00

ItemID	Response	Score	n	n %	Avg. Prsn Msr	SE	OUT.MSQ	PTME
30006	*	-1	1877	99	1.53	0.03	0.00	0.02
30006	A	1	7	41	1.39	0.53	2.20	0.12
30006	B	0	1	6	2.39	0.00	2.82	0.25
30006	C	0	6	35	1.11	0.48	1.23	-0.08
30006	D	0	3	18	0.70	0.57	0.74	-0.21
30011	*	-1	1873	99	1.53	0.03	0.00	0.05
30011	A	1	10	48	1.13	0.39	1.38	0.24
30011	B	0	4	19	0.38	0.50	0.97	-0.25
30011	C	0	2	10	-0.05	0.02	0.43	-0.30
30011	D	0	5	24	1.17	0.14	1.51	0.16
30104	*	-1	1879	99	1.53	0.03	0.00	0.01
30104	A	1	6	40	1.88	0.85	1.61	0.26
30104	B	0	2	13	1.57	0.60	1.63	0.05
30104	C	0	3	20	1.31	0.88	2.33	-0.01
30104	D	0	4	27	0.40	1.05	1.41	-0.32
30105	*	-1	1869	99	1.53	0.03	0.00	0.01
30105	A	1	18	72	1.96	0.34	0.68	0.56
30105	B	0	2	8	-0.38	0.30	0.31	-0.31
30105	C	0	2	8	1.72	0.69	3.03	0.06
30105	D	0	3	12	-1.14	0.60	0.18	-0.56
30106	*	-1	1871	99	1.53	0.03	0.00	0.02
30106	A	1	21	91	1.67	0.31	0.40	0.69
30106	B	0	0	0	0.00	0.00	0.00	0.00
30106	C	0	0	0	0.00	0.00	0.00	0.00
30106	D	0	2	9	-2.85	0.36	0.07	-0.69

ItemID	Response	Score	n	n %	Avg. Prsn Msr	SE	OUT.MSQ	PTME
30108	*	-1	1870	99	1.53	0.03	0.00	0.01
30108	A	1	21	88	1.65	0.23	0.74	0.48
30108	B	0	1	4	1.54	0.00	1.85	0.02
30108	C	0	1	4	0.44	0.00	0.61	-0.16
30108	D	0	1	4	-2.69	0.00	0.03	-0.65
30110	*	-1	1874	99	1.53	0.03	0.00	0.03
30110	A	1	18	90	1.31	0.36	0.93	0.33
30110	B	0	1	5	-0.20	0.00	0.50	-0.21
30110	C	0	0	0	0.00	0.00	0.00	0.00
30110	D	0	1	5	-0.44	0.00	0.40	-0.24
30111	*	-1	1872	99	1.53	0.03	0.00	0.01
30111	A	1	19	86	1.68	0.30	0.92	0.45
30111	B	0	0	0	0.00	0.00	0.00	0.00
30111	C	0	1	5	-0.45	0.00	0.28	-0.30
30111	D	0	2	9	0.07	0.71	0.59	-0.32
30112	*	-1	1871	99	1.53	0.03	0.00	0.01
30112	A	1	20	87	1.68	0.25	0.77	0.53
30112	B	0	3	13	-0.32	0.70	0.51	-0.53
30112	C	0	0	0	0.00	0.00	0.00	0.00
30112	D	0	0	0	0.00	0.00	0.00	0.00
30114	*	-1	1728	91	1.52	0.03	0.00	-0.02
30114	A	1	128	77	1.80	0.10	1.00	0.31
30114	B	0	8	5	0.00	0.43	0.48	-0.30
30114	C	0	28	17	1.27	0.22	2.10	-0.12
30114	D	0	2	1	-0.37	0.29	0.20	-0.18

ItemID	Response	Score	n	n %	Avg. Prsn Msr	SE	OUT.MSQ	PTME
30115	*	-1	1877	99	1.52	0.03	0.00	-0.01
30115	A	-1	17	100	1.70	0.30	0.00	0.00
30115	B	-1	0	0	0.00	0.00	0.00	0.00
30115	C	-1	0	0	0.00	0.00	0.00	0.00
30115	D	-1	0	0	0.00	0.00	0.00	0.00
30116	*	-1	1875	99	1.52	0.03	0.00	-0.01
30116	A	1	17	89	1.74	0.37	1.16	0.06
30116	B	0	1	5	1.21	0.00	1.10	-0.09
30116	C	0	1	5	1.77	0.00	1.94	0.01
30116	D	0	0	0	0.00	0.00	0.00	0.00
30117	*	-1	1870	99	1.53	0.03	0.00	0.05
30117	A	1	18	75	1.12	0.31	1.22	0.29
30117	B	0	2	8	0.69	0.22	1.14	-0.06
30117	C	0	2	8	-0.16	0.78	0.63	-0.27
30117	D	0	2	8	0.38	0.52	0.93	-0.13
30118	*	-1	1873	99	1.52	0.03	0.00	-0.01
30118	A	1	17	81	2.01	0.44	0.85	0.47
30118	B	0	0	0	0.00	0.00	0.00	0.00
30118	C	0	2	10	-0.35	0.21	0.37	-0.35
30118	D	0	2	10	0.07	0.26	0.57	-0.28
30123	*	-1	1873	99	1.53	0.03	0.00	0.01
30123	A	1	15	71	1.38	0.41	1.68	0.04
30123	B	0	1	5	0.50	0.00	0.60	-0.14
30123	C	0	5	24	1.43	0.31	1.88	0.03
30123	D	0	0	0	0.00	0.00	0.00	0.00

ItemID	Response	Score	n	n %	Avg. Prsn Msr	SE	OUT.MSQ	PTME
30124	*	-1	1875	99	1.52	0.03	0.00	0.00
30124	A	1	15	79	1.86	0.37	1.15	0.41
30124	B	0	3	16	0.76	0.74	1.18	-0.24
30124	C	0	1	5	-0.58	0.00	0.21	-0.35
30124	D	0	0	0	0.00	0.00	0.00	0.00
30125	*	-1	1872	99	1.53	0.03	0.00	0.05
30125	A	1	19	86	1.34	0.43	1.06	0.49
30125	B	0	1	5	-0.45	0.00	0.50	-0.14
30125	C	0	1	5	0.30	0.00	1.05	-0.06
30125	D	0	1	5	-5.24	0.00	0.00	-0.61
30126	*	-1	1871	99	1.53	0.03	0.00	0.01
30126	A	1	7	30	3.45	0.55	0.52	0.72
30126	B	0	3	13	0.88	0.56	0.65	-0.10
30126	C	0	8	35	0.97	0.39	0.86	-0.15
30126	D	0	5	22	-0.59	0.68	0.29	-0.54
30129	*	-1	1872	99	1.53	0.03	0.00	0.02
30129	A	1	10	45	2.12	0.50	1.14	0.48
30129	B	0	7	32	0.55	0.54	2.15	-0.29
30129	C	0	4	18	0.47	1.00	1.97	-0.22
30129	D	0	1	5	0.49	0.00	0.52	-0.10
30134	*	-1	1872	99	1.53	0.03	0.00	0.01
30134	A	-1	21	95	1.66	0.24	0.00	0.81
30134	B	-1	1	5	-5.21	0.00	0.00	-0.81
30134	C	-1	0	0	0.00	0.00	0.00	0.00
30134	D	-1	0	0	0.00	0.00	0.00	0.00

ItemID	Response	Score	n	n %	Avg. Prsn Msr	SE	OUT.MSQ	PTME
30135	*	-1	1869	99	1.53	0.03	0.00	0.03
30135	A	1	24	96	1.23	0.38	1.05	0.11
30135	B	0	0	0	0.00	0.00	0.00	0.00
30135	C	0	1	4	0.26	0.00	1.06	-0.11
30135	D	0	0	0	0.00	0.00	0.00	0.00
30148	*	-1	1879	99	1.52	0.03	0.00	0.00
30148	A	1	11	73	1.94	0.48	1.14	0.37
30148	B	0	1	7	-1.26	0.00	0.10	-0.47
30148	C	0	2	13	1.96	0.47	2.72	0.09
30148	D	0	1	7	-0.26	0.00	0.27	-0.31
30149	*	-1	1868	99	1.52	0.03	0.00	-0.01
30149	A	1	13	50	2.48	0.29	0.74	0.61
30149	B	0	8	31	0.28	0.48	0.54	-0.64
30149	C	0	3	12	1.83	0.33	1.31	0.05
30149	D	0	2	8	1.21	0.11	0.63	-0.09
30251	*	-1	1873	99	1.52	0.03	0.00	-0.02
30251	A	1	20	95	1.98	0.36	0.83	0.38
30251	B	0	0	0	0.00	0.00	0.00	0.00
30251	C	0	1	5	-0.97	0.00	0.19	-0.38
30251	D	0	0	0	0.00	0.00	0.00	0.00
30253	*	-1	1880	99	1.52	0.03	0.00	-0.07
30253	A	-1	14	100	2.66	0.36	0.00	0.00
30253	B	-1	0	0	0.00	0.00	0.00	0.00
30253	C	-1	0	0	0.00	0.00	0.00	0.00
30253	D	-1	0	0	0.00	0.00	0.00	0.00

ItemID	Response	Score	n	n %	Avg. Prsn Msr	SE	OUT.MSQ	PTME
30256	*	-1	1864	98	1.54	0.03	0.00	0.06
30256	A	1	24	80	1.29	0.26	0.67	0.61
30256	B	0	1	3	0.33	0.00	1.09	-0.06
30256	C	0	3	10	-0.79	0.28	0.39	-0.37
30256	D	0	2	7	-1.88	0.16	0.12	-0.49
30257	*	-1	1877	99	1.53	0.03	0.00	0.00
30257	A	1	12	71	1.89	0.48	1.40	0.43
30257	B	0	4	24	0.54	0.45	0.97	-0.34
30257	C	0	0	0	0.00	0.00	0.00	0.00
30257	D	0	1	6	0.17	0.00	0.48	-0.21
30258	*	-1	1872	99	1.53	0.03	0.00	0.02
30258	A	1	16	73	1.71	0.39	1.08	0.48
30258	B	0	1	5	0.88	0.00	1.15	-0.05
30258	C	0	4	18	-0.25	0.63	0.65	-0.45
30258	D	0	1	5	0.17	0.00	0.57	-0.15
30259	*	-1	1868	99	1.53	0.03	0.00	0.02
30259	A	1	21	81	1.79	0.42	0.83	0.50
30259	B	0	1	4	-0.46	0.00	0.46	-0.18
30259	C	0	3	12	-0.46	0.19	0.48	-0.32
30259	D	0	1	4	-1.78	0.00	0.12	-0.31
30261	*	-1	1872	99	1.53	0.03	0.00	0.05
30261	A	1	20	91	1.11	0.29	0.74	0.57
30261	B	0	0	0	0.00	0.00	0.00	0.00
30261	C	0	1	5	-1.07	0.00	0.35	-0.28
30261	D	0	1	5	-2.69	0.00	0.07	-0.51

ItemID	Response	Score	n	n %	Avg. Prsn Msr	SE	OUT.MSQ	PTME
30265	*	-1	1878	99	1.53	0.03	0.00	0.04
30265	A	1	15	94	1.01	0.27	1.04	0.25
30265	B	0	1	6	-0.05	0.00	0.56	-0.25
30265	C	0	0	0	0.00	0.00	0.00	0.00
30265	D	0	0	0	0.00	0.00	0.00	0.00
30266	*	-1	1871	99	1.53	0.03	0.00	0.00
30266	A	1	19	83	1.78	0.38	0.92	0.40
30266	B	0	2	9	-0.12	1.10	0.70	-0.30
30266	C	0	1	4	0.53	0.00	0.80	-0.12
30266	D	0	1	4	-0.25	0.00	0.37	-0.22
30267	*	-1	1874	99	1.53	0.03	0.00	0.01
30267	A	-1	20	100	1.41	0.43	0.00	0.00
30267	B	-1	0	0	0.00	0.00	0.00	0.00
30267	C	-1	0	0	0.00	0.00	0.00	0.00
30267	D	-1	0	0	0.00	0.00	0.00	0.00
30268	*	-1	1879	99	1.53	0.03	0.00	0.06
30268	A	1	12	80	0.82	0.44	1.12	0.31
30268	B	0	1	7	0.61	0.00	1.69	0.00
30268	C	0	1	7	-0.54	0.00	0.53	-0.22
30268	D	0	1	7	-0.92	0.00	0.37	-0.29
30269	*	-1	1867	99	1.52	0.03	0.00	0.00
30269	A	1	23	85	1.78	0.35	1.39	0.35
30269	B	0	1	4	1.24	0.00	1.80	-0.03
30269	C	0	1	4	1.23	0.00	1.77	-0.04
30269	D	0	2	7	-0.98	0.79	0.26	-0.42

ItemID	Response	Score	n	n %	Avg. Prsn Msr	SE	OUT.MSQ	PTME
30271	*	-1	1869	99	1.53	0.03	0.00	0.01
30271	A	1	24	96	1.45	0.34	0.91	0.31
30271	B	0	0	0	0.00	0.00	0.00	0.00
30271	C	0	0	0	0.00	0.00	0.00	0.00
30271	D	0	1	4	-1.20	0.00	0.22	-0.31
30275	*	-1	1257	66	1.65	0.04	0.00	0.12
30275	A	1	239	38	2.35	0.10	1.26	0.51
30275	B	0	114	18	0.65	0.10	0.83	-0.18
30275	C	0	173	27	0.77	0.10	1.15	-0.20
30275	D	0	111	17	0.46	0.14	0.97	-0.24
30308	*	-1	1258	66	1.65	0.04	0.00	0.12
30308	A	1	391	61	1.96	0.07	1.04	0.53
30308	B	0	147	23	0.53	0.09	1.15	-0.26
30308	C	0	66	10	-0.04	0.11	0.53	-0.28
30308	D	0	32	5	-0.74	0.31	0.45	-0.29
30401	*	-1	1874	99	1.53	0.03	0.00	0.03
30401	A	1	15	75	1.99	0.39	0.76	0.61
30401	B	0	1	5	0.60	0.00	0.87	-0.05
30401	C	0	1	5	2.52	0.00	5.91	0.13
30401	D	0	3	15	-3.22	1.16	0.08	-0.78
30402	*	-1	1871	99	1.53	0.03	0.00	0.04
30402	A	1	21	91	1.11	0.31	1.05	0.08
30402	B	0	1	4	-0.70	0.00	0.32	-0.27
30402	C	0	1	4	2.14	0.00	5.54	0.16
30402	D	0	0	0	0.00	0.00	0.00	0.00

ItemID	Response	Score	n	n %	Avg. Prsn Msr	SE	OUT.MSQ	PTME
30403	*	-1	1874	99	1.53	0.03	0.00	0.02
30403	A	1	19	95	1.30	0.28	0.97	0.30
30403	B	0	0	0	0.00	0.00	0.00	0.00
30403	C	0	0	0	0.00	0.00	0.00	0.00
30403	D	0	1	5	-0.33	0.00	0.37	-0.30
30404	*	-1	1861	98	1.52	0.03	0.00	-0.02
30404	A	1	31	94	1.89	0.27	0.91	0.35
30404	B	0	1	3	-0.66	0.00	0.22	-0.27
30404	C	0	1	3	-0.17	0.00	0.37	-0.22
30404	D	0	0	0	0.00	0.00	0.00	0.00
30405	*	-1	1874	99	1.53	0.03	0.00	0.02
30405	A	1	12	60	2.07	0.49	1.00	0.51
30405	B	0	4	20	0.08	0.38	0.51	-0.33
30405	C	0	3	15	1.14	1.03	3.23	-0.04
30405	D	0	1	5	-2.49	0.00	0.03	-0.47
30406	*	-1	1862	98	1.53	0.03	0.00	0.01
30406	A	1	26	81	1.83	0.30	0.87	0.47
30406	B	0	0	0	0.00	0.00	0.00	0.00
30406	C	0	2	6	0.01	0.12	0.48	-0.22
30406	D	0	4	13	-0.33	1.00	0.76	-0.40
30410	*	-1	1882	99	1.53	0.03	0.00	0.04
30410	A	1	9	75	1.05	0.26	0.93	0.30
30410	B	0	1	8	1.79	0.00	2.86	0.32
30410	C	0	2	17	-0.20	0.24	0.41	-0.59
30410	D	0	0	0	0.00	0.00	0.00	0.00

ItemID	Response	Score	n	n %	Avg. Prsn Msr	SE	OUT.MSQ	PTME
30413	*	-1	1870	99	1.53	0.03	0.00	0.03
30413	A	1	17	71	1.63	0.33	1.16	0.44
30413	B	0	1	4	2.25	0.00	3.40	0.13
30413	C	0	3	13	0.57	0.18	0.66	-0.12
30413	D	0	3	13	-1.55	1.86	0.52	-0.56
30416	*	-1	1859	98	1.53	0.03	0.00	0.04
30416	A	1	29	83	1.32	0.22	1.11	0.29
30416	B	0	1	3	0.04	0.00	0.48	-0.17
30416	C	0	4	11	0.47	0.36	0.89	-0.22
30416	D	0	1	3	0.62	0.00	0.87	-0.08
30417	*	-1	1866	99	1.53	0.03	0.00	0.01
30417	A	1	16	57	2.40	0.39	0.81	0.57
30417	B	0	10	36	0.65	0.40	1.41	-0.32
30417	C	0	1	4	-0.03	0.00	0.33	-0.15
30417	D	0	1	4	-3.76	0.00	0.01	-0.53
30419	*	-1	1869	99	1.52	0.03	0.00	0.00
30419	A	1	21	84	2.01	0.26	0.60	0.70
30419	B	0	2	8	-1.04	0.65	0.19	-0.50
30419	C	0	2	8	-0.75	0.21	0.21	-0.45
30419	D	0	0	0	0.00	0.00	0.00	0.00
30421	*	-1	1870	99	1.53	0.03	0.00	0.00
30421	A	1	20	83	1.85	0.40	0.86	0.47
30421	B	0	1	4	0.27	0.00	0.80	-0.14
30421	C	0	2	8	-0.57	0.17	0.35	-0.34
30421	D	0	1	4	-0.92	0.00	0.24	-0.27

ItemID	Response	Score	n	n %	Avg. Prsn Msr	SE	OUT.MSQ	PTME
30422	*	-1	1869	99	1.53	0.03	0.00	0.05
30422	A	1	18	72	1.16	0.36	1.10	0.30
30422	B	0	4	16	0.33	1.15	3.41	-0.15
30422	C	0	1	4	-0.45	0.00	0.45	-0.17
30422	D	0	2	8	-0.02	0.15	0.69	-0.17
30424	*	-1	1860	98	1.53	0.03	0.00	0.04
30424	A	1	23	68	1.39	0.21	0.97	0.39
30424	B	0	4	12	0.40	0.48	0.84	-0.24
30424	C	0	5	15	0.60	0.57	1.48	-0.19
30424	D	0	2	6	0.37	1.01	0.90	-0.17
30457	*	-1	1867	99	1.52	0.03	0.00	0.00
30457	A	1	24	89	1.64	0.29	1.14	0.19
30457	B	0	1	4	1.42	0.00	1.73	-0.02
30457	C	0	1	4	0.37	0.00	0.61	-0.17
30457	D	0	1	4	0.68	0.00	0.83	-0.13
30458	*	-1	1873	99	1.53	0.03	0.00	0.05
30458	A	1	17	81	1.11	0.41	1.51	0.25
30458	B	0	3	14	-0.40	1.06	1.05	-0.32
30458	C	0	0	0	0.00	0.00	0.00	0.00
30458	D	0	1	5	1.50	0.00	3.45	0.08
30459	*	-1	1869	99	1.53	0.03	0.00	0.01
30459	A	1	10	40	2.57	0.39	0.59	0.65
30459	B	0	2	8	1.94	0.43	1.83	0.11
30459	C	0	5	20	0.03	0.53	0.38	-0.43
30459	D	0	8	32	0.53	0.41	0.69	-0.37

ItemID	Response	Score	n	n %	Avg. Prsn Msr	SE	OUT.MSQ	PTME
30511	*	-1	1875	99	1.53	0.03	0.00	0.03
30511	A	1	15	79	1.36	0.39	1.02	0.37
30511	B	0	2	11	0.78	0.67	1.61	-0.07
30511	C	0	2	11	-0.75	0.19	0.29	-0.42
30511	D	0	0	0	0.00	0.00	0.00	0.00
30512	*	-1	1877	99	1.53	0.03	0.00	0.05
30512	A	1	14	82	1.02	0.25	0.88	0.53
30512	B	0	2	12	-0.38	0.55	0.48	-0.43
30512	C	0	0	0	0.00	0.00	0.00	0.00
30512	D	0	1	6	-0.26	0.00	0.47	-0.27
30513	*	-1	1875	99	1.53	0.03	0.00	0.02
30513	A	1	13	68	1.79	0.62	1.84	0.36
30513	B	0	1	5	-1.07	0.00	0.20	-0.29
30513	C	0	1	5	0.46	0.00	0.93	-0.10
30513	D	0	4	21	0.57	0.38	1.29	-0.20
30514	*	-1	1873	99	1.53	0.03	0.00	0.04
30514	A	1	16	76	1.35	0.47	1.00	0.37
30514	B	0	1	5	2.16	0.00	7.34	0.14
30514	C	0	1	5	-1.58	0.00	0.18	-0.29
30514	D	0	3	14	-0.80	1.20	0.86	-0.36
30515	*	-1	1874	99	1.53	0.03	0.00	0.04
30515	A	1	14	70	1.24	0.39	1.16	0.30
30515	B	0	1	5	-1.26	0.00	0.17	-0.38
30515	C	0	4	20	0.82	0.33	1.55	-0.06
30515	D	0	1	5	0.10	0.00	0.64	-0.15

ItemID	Response	Score	n	n %	Avg. Prsn Msr	SE	OUT.MSQ	PTME
30517	*	-1	1876	99	1.53	0.03	0.00	0.00
30517	A	1	12	67	1.80	0.45	1.47	0.31
30517	B	0	1	6	-0.87	0.00	0.14	-0.37
30517	C	0	1	6	-0.09	0.00	0.31	-0.25
30517	D	0	4	22	1.45	0.68	2.73	-0.01
30518	*	-1	1862	98	1.54	0.03	0.00	0.07
30518	A	1	28	88	0.96	0.26	0.97	0.30
30518	B	0	1	3	1.07	0.00	2.30	0.03
30518	C	0	1	3	-1.38	0.00	0.20	-0.28
30518	D	0	2	6	-0.48	0.19	0.50	-0.24
30519	*	-1	1879	99	1.52	0.03	0.00	-0.01
30519	A	1	9	60	2.51	0.55	0.85	0.65
30519	B	0	4	27	0.28	0.56	0.64	-0.47
30519	C	0	1	7	-0.11	0.00	0.28	-0.27
30519	D	0	1	7	0.55	0.00	0.54	-0.17
30520	*	-1	1873	99	1.53	0.03	0.00	0.06
30520	A	1	15	71	0.81	0.36	1.43	0.13
30520	B	0	1	5	-0.33	0.00	0.47	-0.19
30520	C	0	1	5	0.21	0.00	0.81	-0.09
30520	D	0	4	19	0.72	0.43	1.81	0.00
30555	*	-1	1876	99	1.53	0.03	0.00	0.01
30555	A	1	12	67	1.70	0.49	1.25	0.25
30555	B	0	0	0	0.00	0.00	0.00	0.00
30555	C	0	5	28	0.84	0.69	1.77	-0.23
30555	D	0	1	6	1.07	0.00	1.17	-0.06

ItemID	Response	Score	n	n %	Avg. Prsn Msr	SE	OUT.MSQ	PTME
30557	*	-1	1871	99	1.53	0.03	0.00	0.00
30557	A	1	19	83	1.77	0.31	0.86	0.43
30557	B	0	3	13	0.43	0.69	1.00	-0.29
30557	C	0	0	0	0.00	0.00	0.00	0.00
30557	D	0	1	4	-0.59	0.00	0.22	-0.31
30559	*	-1	1879	99	1.53	0.03	0.00	0.01
30559	A	1	14	93	1.37	0.42	1.13	-0.08
30559	B	0	1	7	1.84	0.00	3.20	0.08
30559	C	0	0	0	0.00	0.00	0.00	0.00
30559	D	0	0	0	0.00	0.00	0.00	0.00
30560	*	-1	1874	99	1.53	0.03	0.00	0.06
30560	A	1	16	80	1.22	0.45	1.39	0.51
30560	B	0	0	0	0.00	0.00	0.00	0.00
30560	C	0	3	15	-0.81	0.38	0.54	-0.36
30560	D	0	1	5	-2.04	0.00	0.14	-0.35
30561	*	-1	1871	99	1.53	0.03	0.00	0.03
30561	A	1	13	57	1.83	0.29	0.68	0.71
30561	B	0	6	26	0.08	0.25	0.47	-0.51
30561	C	0	4	17	0.21	0.21	0.50	-0.34
30561	D	0	0	0	0.00	0.00	0.00	0.00
30564	*	-1	1880	99	1.53	0.03	0.00	0.01
30564	A	1	9	64	1.63	0.44	1.43	0.23
30564	B	0	1	7	0.99	0.00	0.76	-0.11
30564	C	0	0	0	0.00	0.00	0.00	0.00
30564	D	0	4	29	1.10	0.56	1.34	-0.18

ItemID	Response	Score	n	n %	Avg. Prsn Msr	SE	OUT.MSQ	PTME
30579	*	-1	1871	99	1.53	0.03	0.00	0.00
30579	A	1	17	74	1.78	0.39	1.35	0.33
30579	B	0	1	4	1.96	0.00	2.68	0.07
30579	C	0	1	4	0.61	0.00	0.70	-0.13
30579	D	0	4	17	0.35	0.45	0.67	-0.35
30583	*	-1	1875	99	1.53	0.03	0.00	0.01
30583	A	1	16	84	1.58	0.40	0.98	0.38
30583	B	0	1	5	0.00	0.00	0.51	-0.20
30583	C	0	0	0	0.00	0.00	0.00	0.00
30583	D	0	2	11	-0.04	0.07	0.49	-0.31
30589	*	-1	1867	99	1.53	0.03	0.00	0.04
30589	A	1	21	78	1.39	0.42	0.98	0.33
30589	B	0	1	4	0.55	0.00	1.40	-0.05
30589	C	0	2	7	0.35	0.20	1.18	-0.10
30589	D	0	3	11	-0.68	1.36	2.09	-0.32
30590	*	-1	1881	99	1.53	0.03	0.00	0.02
30590	A	-1	12	92	1.75	0.33	0.00	0.87
30590	B	-1	0	0	0.00	0.00	0.00	0.00
30590	C	-1	1	8	-5.21	0.00	0.00	-0.87
30590	D	-1	0	0	0.00	0.00	0.00	0.00
30591	*	-1	1875	99	1.52	0.03	0.00	-0.01
30591	A	1	17	89	1.85	0.32	1.01	0.35
30591	B	0	2	11	0.36	0.01	0.46	-0.35
30591	C	0	0	0	0.00	0.00	0.00	0.00
30591	D	0	0	0	0.00	0.00	0.00	0.00

ItemID	Response	Score	n	n %	Avg. Prsn Msr	SE	OUT.MSQ	PTME
30594	*	-1	1725	91	1.50	0.03	0.00	-0.06
30594	A	1	161	95	1.86	0.10	0.98	0.28
30594	B	0	2	1	-0.44	0.66	0.28	-0.18
30594	C	0	5	3	0.50	0.37	0.78	-0.16
30594	D	0	1	1	-0.91	0.00	0.14	-0.15
30595	*	-1	1868	99	1.53	0.03	0.00	0.02
30595	A	1	23	88	1.49	0.35	1.12	0.33
30595	B	0	0	0	0.00	0.00	0.00	0.00
30595	C	0	0	0	0.00	0.00	0.00	0.00
30595	D	0	3	12	-0.20	0.54	0.79	-0.33
30598	*	-1	1871	99	1.52	0.03	0.00	-0.02
30598	A	1	20	87	1.85	0.38	1.16	0.15
30598	B	0	2	9	0.97	1.76	3.25	-0.15
30598	C	0	0	0	0.00	0.00	0.00	0.00
30598	D	0	1	4	1.37	0.00	1.61	-0.05
30600	*	-1	1874	99	1.52	0.03	0.00	-0.01
30600	A	1	15	75	2.12	0.47	0.82	0.47
30600	B	0	1	5	-1.00	0.00	0.18	-0.33
30600	C	0	0	0	0.00	0.00	0.00	0.00
30600	D	0	4	20	0.40	0.58	1.26	-0.33
30601	*	-1	1865	98	1.53	0.03	0.00	0.02
30601	A	1	22	76	1.86	0.29	0.62	0.61
30601	B	0	3	10	-1.15	0.21	0.16	-0.51
30601	C	0	3	10	-0.72	0.32	0.27	-0.42
30601	D	0	1	3	2.47	0.00	5.93	0.14

ItemID	Response	Score	n	n %	Avg. Prsn Msr	SE	OUT.MSQ	PTME
30602	*	-1	1872	99	1.53	0.03	0.00	0.03
30602	A	1	13	59	1.67	0.26	0.73	0.59
30602	B	0	0	0	0.00	0.00	0.00	0.00
30602	C	0	7	32	0.41	0.42	1.01	-0.42
30602	D	0	2	9	-0.03	0.05	0.36	-0.32
30605	*	-1	1868	99	1.52	0.03	0.00	0.00
30605	A	1	12	46	2.57	0.44	0.93	0.59
30605	B	0	8	31	0.46	0.30	0.49	-0.47
30605	C	0	2	8	1.28	1.82	2.77	-0.05
30605	D	0	4	15	0.88	0.58	0.84	-0.18
30606	*	-1	1878	99	1.53	0.03	0.00	0.00
30606	A	1	10	63	2.09	0.38	0.77	0.55
30606	B	0	1	6	0.24	0.00	0.34	-0.24
30606	C	0	3	19	1.02	0.98	1.36	-0.17
30606	D	0	2	13	0.00	0.26	0.27	-0.42
30608	*	-1	1874	99	1.53	0.03	0.00	0.02
30608	A	1	11	55	1.92	0.39	1.00	0.56
30608	B	0	3	15	0.12	0.40	0.39	-0.38
30608	C	0	3	15	0.80	0.41	0.79	-0.16
30608	D	0	3	15	0.54	0.75	0.80	-0.24
30609	*	-1	1872	99	1.53	0.03	0.00	0.03
30609	A	1	12	55	2.17	0.47	0.97	0.64
30609	B	0	3	14	0.18	0.20	0.51	-0.24
30609	C	0	2	9	0.53	0.07	0.69	-0.12
30609	D	0	5	23	-0.32	0.50	0.43	-0.49

ItemID	Response	Score	n	n %	Avg. Prsn Msr	SE	OUT.MSQ	PTME
30613	*	-1	1872	99	1.52	0.03	0.00	-0.03
30613	A	1	18	82	2.14	0.34	0.93	0.32
30613	B	0	3	14	1.10	1.23	3.59	-0.22
30613	C	0	0	0	0.00	0.00	0.00	0.00
30613	D	0	1	5	0.35	0.00	0.42	-0.23
30618	*	-1	1875	99	1.53	0.03	0.00	0.03
30618	A	1	9	47	1.96	0.34	0.95	0.60
30618	B	0	4	21	0.78	0.54	0.90	-0.16
30618	C	0	3	16	0.66	0.23	0.58	-0.17
30618	D	0	3	16	-0.21	0.92	0.40	-0.47
30619	*	-1	1871	99	1.52	0.03	0.00	-0.01
30619	A	1	13	57	2.60	0.39	0.67	0.62
30619	B	0	2	9	1.18	1.28	1.57	-0.07
30619	C	0	4	17	-1.13	0.26	0.09	-0.69
30619	D	0	4	17	1.31	0.65	1.67	-0.07
30701	*	-1	1873	99	1.53	0.03	0.00	0.07
30701	A	1	18	86	0.90	0.25	0.88	0.52
30701	B	0	1	5	-0.97	0.00	0.30	-0.33
30701	C	0	2	10	-0.65	0.09	0.41	-0.38
30701	D	0	0	0	0.00	0.00	0.00	0.00
30702	*	-1	1875	99	1.52	0.03	0.00	-0.01
30702	A	-1	19	100	1.69	0.32	0.00	0.00
30702	B	-1	0	0	0.00	0.00	0.00	0.00
30702	C	-1	0	0	0.00	0.00	0.00	0.00
30702	D	-1	0	0	0.00	0.00	0.00	0.00

ItemID	Response	Score	n	n %	Avg. Prsn Msr	SE	OUT.MSQ	PTME
30703	*	-1	1879	99	1.52	0.03	0.00	0.00
30703	A	1	14	93	1.60	0.41	1.20	0.03
30703	B	0	0	0	0.00	0.00	0.00	0.00
30703	C	0	0	0	0.00	0.00	0.00	0.00
30703	D	0	1	7	1.41	0.00	1.93	-0.03
30705	*	-1	1878	99	1.53	0.03	0.00	0.04
30705	A	1	15	94	1.00	0.41	0.96	0.30
30705	B	0	1	6	-0.94	0.00	0.38	-0.30
30705	C	0	0	0	0.00	0.00	0.00	0.00
30705	D	0	0	0	0.00	0.00	0.00	0.00
30706	*	-1	1880	99	1.52	0.03	0.00	-0.02
30706	A	1	13	93	2.15	0.45	0.48	0.62
30706	B	0	0	0	0.00	0.00	0.00	0.00
30706	C	0	0	0	0.00	0.00	0.00	0.00
30706	D	0	1	7	-2.49	0.00	0.06	-0.62
30707	*	-1	1871	99	1.52	0.03	0.00	0.00
30707	A	1	17	74	2.39	0.38	0.89	0.62
30707	B	0	2	9	-2.80	2.41	0.22	-0.62
30707	C	0	4	17	0.34	0.53	0.61	-0.26
30707	D	0	0	0	0.00	0.00	0.00	0.00
30708	*	-1	1871	99	1.53	0.03	0.00	0.00
30708	A	1	20	87	1.68	0.45	1.17	0.23
30708	B	0	1	4	0.84	0.00	1.56	-0.08
30708	C	0	2	9	0.16	0.45	0.87	-0.22
30708	D	0	0	0	0.00	0.00	0.00	0.00

ItemID	Response	Score	n	n %	Avg. Prsn Msr	SE	OUT.MSQ	PTME
30709	*	-1	1876	99	1.53	0.03	0.00	0.02
30709	A	1	15	83	1.53	0.44	1.04	0.31
30709	B	0	2	11	0.27	1.09	1.24	-0.22
30709	C	0	0	0	0.00	0.00	0.00	0.00
30709	D	0	1	6	0.01	0.00	0.58	-0.19
30710	*	-1	1863	98	1.54	0.03	0.00	0.07
30710	A	1	21	68	1.11	0.35	1.52	0.29
30710	B	0	6	19	-0.41	0.45	0.69	-0.38
30710	C	0	3	10	1.66	0.27	3.75	0.18
30710	D	0	1	3	-1.04	0.00	0.23	-0.21
30711	*	-1	1877	99	1.52	0.03	0.00	-0.01
30711	A	1	16	94	1.83	0.40	0.91	0.37
30711	B	0	0	0	0.00	0.00	0.00	0.00
30711	C	0	0	0	0.00	0.00	0.00	0.00
30711	D	0	1	6	-0.70	0.00	0.27	-0.37
30715	*	-1	1864	98	1.53	0.03	0.00	0.05
30715	A	1	25	83	1.31	0.33	1.51	0.40
30715	B	0	2	7	-0.45	0.22	0.46	-0.24
30715	C	0	3	10	-0.43	0.45	0.55	-0.30
30715	D	0	0	0	0.00	0.00	0.00	0.00
30716	*	-1	1872	99	1.53	0.03	0.00	0.05
30716	A	1	21	95	0.87	0.28	1.07	-0.01
30716	B	0	1	5	0.95	0.00	1.89	0.01
30716	C	0	0	0	0.00	0.00	0.00	0.00
30716	D	0	0	0	0.00	0.00	0.00	0.00

ItemID	Response	Score	n	n %	Avg. Prsn Msr	SE	OUT.MSQ	PTME
30717	*	-1	1882	99	1.53	0.03	0.00	0.02
30717	A	-1	12	100	1.19	0.50	0.00	0.00
30717	B	-1	0	0	0.00	0.00	0.00	0.00
30717	C	-1	0	0	0.00	0.00	0.00	0.00
30717	D	-1	0	0	0.00	0.00	0.00	0.00
30718	*	-1	1874	99	1.52	0.03	0.00	0.00
30718	A	1	17	85	1.81	0.29	0.84	0.47
30718	B	0	0	0	0.00	0.00	0.00	0.00
30718	C	0	2	10	0.33	0.99	0.77	-0.32
30718	D	0	1	5	-0.26	0.00	0.28	-0.33
30724	*	-1	1876	99	1.53	0.03	0.00	0.03
30724	A	1	13	72	1.98	0.39	0.70	0.67
30724	B	0	1	6	-1.21	0.00	0.13	-0.26
30724	C	0	1	6	-5.21	0.00	0.00	-0.70
30724	D	0	3	17	0.04	0.52	0.56	-0.21
30725	*	-1	1872	99	1.52	0.03	0.00	-0.03
30725	A	1	17	77	2.56	0.41	0.90	0.55
30725	B	0	0	0	0.00	0.00	0.00	0.00
30725	C	0	0	0	0.00	0.00	0.00	0.00
30725	D	0	5	23	-0.45	1.32	1.20	-0.55
30735	*	-1	1876	99	1.53	0.03	0.00	0.06
30735	A	1	5	28	1.76	0.34	0.49	0.63
30735	B	0	5	28	-0.13	0.36	0.47	-0.41
30735	C	0	2	11	-0.23	0.99	0.51	-0.27
30735	D	0	6	33	0.56	0.41	1.10	-0.03

ItemID	Response	Score	n	n %	Avg. Prsn Msr	SE	OUT.MSQ	PTME
30736	*	-1	1875	99	1.53	0.03	0.00	0.05
30736	A	1	7	37	1.85	0.54	0.92	0.53
30736	B	0	2	11	-0.51	0.44	0.24	-0.32
30736	C	0	7	37	0.52	0.54	1.21	-0.17
30736	D	0	3	16	0.11	0.58	0.58	-0.22
30738	*	-1	1874	99	1.53	0.03	0.00	0.02
30738	A	1	13	65	1.97	0.35	0.77	0.64
30738	B	0	4	20	-0.39	0.80	0.52	-0.53
30738	C	0	1	5	1.04	0.00	1.10	-0.03
30738	D	0	2	10	-0.12	0.13	0.35	-0.29
30741	*	-1	1870	99	1.53	0.03	0.00	0.05
30741	A	-1	24	100	0.88	0.28	0.00	0.00
30741	B	-1	0	0	0.00	0.00	0.00	0.00
30741	C	-1	0	0	0.00	0.00	0.00	0.00
30741	D	-1	0	0	0.00	0.00	0.00	0.00
30742	*	-1	1877	99	1.53	0.03	0.00	0.03
30742	A	1	13	76	1.34	0.43	1.21	0.23
30742	B	0	1	6	0.84	0.00	1.30	-0.04
30742	C	0	0	0	0.00	0.00	0.00	0.00
30742	D	0	3	18	0.30	1.72	5.19	-0.22
30743	*	-1	1875	99	1.53	0.03	0.00	0.04
30743	A	1	12	63	1.52	0.50	1.10	0.45
30743	B	0	4	21	0.21	0.50	1.00	-0.22
30743	C	0	1	5	0.04	0.00	0.58	-0.13
30743	D	0	2	11	-0.68	1.67	0.78	-0.33

ItemID	Response	Score	n	n %	Avg. Prsn Msr	SE	OUT.MSQ	PTME
30745	*	-1	1880	99	1.52	0.03	0.00	-0.01
30745	A	1	11	79	1.99	0.32	0.91	0.40
30745	B	0	0	0	0.00	0.00	0.00	0.00
30745	C	0	1	7	2.63	0.00	3.51	0.20
30745	D	0	2	14	-0.13	0.91	0.32	-0.61
30746	*	-1	1866	99	1.52	0.03	0.00	-0.02
30746	A	1	26	93	1.88	0.30	0.85	0.42
30746	B	0	1	4	-0.31	0.00	0.37	-0.24
30746	C	0	1	4	-1.11	0.00	0.17	-0.34
30746	D	0	0	0	0.00	0.00	0.00	0.00
30747	*	-1	1876	99	1.53	0.03	0.00	0.00
30747	A	1	6	33	2.49	0.70	1.31	0.42
30747	B	0	4	22	0.99	0.74	0.99	-0.17
30747	C	0	5	28	1.22	0.40	0.83	-0.10
30747	D	0	3	17	0.67	1.58	1.42	-0.23
30754	*	-1	1872	99	1.53	0.03	0.00	0.06
30754	A	1	7	32	1.28	0.51	1.12	0.38
30754	B	0	1	5	0.30	0.00	0.60	-0.08
30754	C	0	6	27	0.89	0.35	1.45	0.12
30754	D	0	8	36	0.08	0.25	0.58	-0.44
30756	*	-1	1877	99	1.53	0.03	0.00	0.02
30756	A	1	11	65	1.72	0.64	1.47	0.33
30756	B	0	2	12	-0.38	0.87	0.54	-0.33
30756	C	0	1	6	2.21	0.00	5.12	0.13
30756	D	0	3	18	0.38	0.20	0.85	-0.22

ItemID	Response	Score	n	n %	Avg. Prsn Msr	SE	OUT.MSQ	PTME
30757	*	-1	1878	99	1.53	0.03	0.00	0.04
30757	A	1	8	50	1.30	0.58	1.20	0.25
30757	B	0	5	31	0.59	0.62	1.56	-0.16
30757	C	0	2	13	0.51	1.42	1.77	-0.11
30757	D	0	1	6	0.61	0.00	0.89	-0.06
30760	*	-1	1874	99	1.53	0.03	0.00	0.03
30760	A	1	15	75	1.50	0.38	1.28	0.50
30760	B	0	0	0	0.00	0.00	0.00	0.00
30760	C	0	3	15	0.19	0.26	0.70	-0.25
30760	D	0	2	10	-0.78	0.13	0.25	-0.42
30761	*	-1	1876	99	1.53	0.03	0.00	0.05
30761	A	-1	17	94	1.17	0.30	0.00	0.78
30761	B	-1	0	0	0.00	0.00	0.00	0.00
30761	C	-1	1	6	-5.21	0.00	0.00	-0.78
30761	D	-1	0	0	0.00	0.00	0.00	0.00
30852	*	-1	1884	99	1.52	0.03	0.00	-0.01
30852	A	1	7	70	2.28	0.39	0.59	0.77
30852	B	0	0	0	0.00	0.00	0.00	0.00
30852	C	0	2	20	0.20	0.55	0.38	-0.55
30852	D	0	1	10	-0.11	0.00	0.24	-0.44
30856	*	-1	1867	99	1.53	0.03	0.00	0.01
30856	A	1	11	41	2.18	0.52	1.44	0.42
30856	B	0	5	19	0.37	1.04	2.61	-0.29
30856	C	0	6	22	1.28	0.41	1.46	-0.02
30856	D	0	5	19	0.62	0.31	0.56	-0.21

ItemID	Response	Score	n	n %	Avg. Prsn Msr	SE	OUT.MSQ	PTME
30864	*	-1	1876	99	1.53	0.03	0.00	0.03
30864	A	1	12	67	1.68	0.42	1.22	0.54
30864	B	0	6	33	0.03	0.37	0.64	-0.54
30864	C	0	0	0	0.00	0.00	0.00	0.00
30864	D	0	0	0	0.00	0.00	0.00	0.00
30871	*	-1	1875	99	1.54	0.03	0.00	0.08
30871	A	1	10	53	0.64	0.55	1.90	0.13
30871	B	0	5	26	0.13	0.50	1.17	-0.14
30871	C	0	2	11	-0.20	0.53	0.67	-0.16
30871	D	0	2	11	1.06	1.36	4.27	0.14
30873	*	-1	1875	99	1.53	0.03	0.00	0.05
30873	A	-1	19	100	0.79	0.34	0.00	0.00
30873	B	-1	0	0	0.00	0.00	0.00	0.00
30873	C	-1	0	0	0.00	0.00	0.00	0.00
30873	D	-1	0	0	0.00	0.00	0.00	0.00
30875	*	-1	1873	99	1.53	0.03	0.00	0.07
30875	A	1	20	95	0.70	0.31	1.05	0.18
30875	B	0	0	0	0.00	0.00	0.00	0.00
30875	C	0	1	5	-0.46	0.00	0.67	-0.18
30875	D	0	0	0	0.00	0.00	0.00	0.00
30884	*	-1	1885	100	1.53	0.03	0.00	0.07
30884	A	1	7	78	0.81	0.24	1.10	0.58
30884	B	0	0	0	0.00	0.00	0.00	0.00
30884	C	0	1	11	1.31	0.00	1.73	0.20
30884	D	0	1	11	-5.21	0.00	0.00	-0.96

ItemID	Response	Score	n	n %	Avg. Prsn Msr	SE	OUT.MSQ	PTME
30889	*	-1	1877	99	1.53	0.03	0.00	0.04
30889	A	1	15	88	0.97	0.32	1.24	0.14
30889	B	0	2	12	0.47	0.05	1.00	-0.14
30889	C	0	0	0	0.00	0.00	0.00	0.00
30889	D	0	0	0	0.00	0.00	0.00	0.00
30890	*	-1	1867	99	1.54	0.03	0.00	0.07
30890	A	1	16	59	1.08	0.40	1.37	0.28
30890	B	0	2	7	0.36	0.29	0.86	-0.09
30890	C	0	7	26	0.13	0.28	0.80	-0.29
30890	D	0	2	7	0.95	0.63	1.77	0.04
30907	*	-1	1878	99	1.52	0.03	0.00	-0.01
30907	A	1	12	75	2.24	0.37	0.64	0.67
30907	B	0	2	13	0.11	1.06	0.61	-0.37
30907	C	0	1	6	0.07	0.00	0.36	-0.26
30907	D	0	1	6	-0.93	0.00	0.13	-0.43
30912	*	-1	1867	99	1.53	0.03	0.00	0.04
30912	A	1	11	41	1.95	0.68	2.59	0.38
30912	B	0	4	15	0.91	0.53	1.26	-0.04
30912	C	0	7	26	0.85	0.62	2.45	-0.07
30912	D	0	5	19	-0.38	0.66	0.44	-0.37
30945	*	-1	1869	99	1.53	0.03	0.00	0.02
30945	A	1	9	36	2.51	0.70	2.50	0.52
30945	B	0	1	4	-0.40	0.00	0.16	-0.20
30945	C	0	8	32	0.83	0.36	0.83	-0.19
30945	D	0	7	28	0.54	0.55	0.71	-0.27

ItemID	Response	Score	n	n %	Avg. Prsn Msr	SE	OUT.MSQ	PTME
31001	*	-1	1865	98	1.53	0.03	0.00	0.04
31001	A	1	26	90	1.29	0.20	0.89	0.43
31001	B	0	1	3	1.27	0.00	1.88	0.02
31001	C	0	1	3	-0.97	0.00	0.20	-0.35
31001	D	0	1	3	-1.20	0.00	0.16	-0.39
31003	*	-1	1882	99	1.53	0.03	0.00	0.07
31003	A	1	9	75	0.77	0.48	0.85	0.46
31003	B	0	1	8	0.61	0.00	1.97	0.05
31003	C	0	1	8	-1.07	0.00	0.37	-0.30
31003	D	0	1	8	-1.85	0.00	0.17	-0.47
31012	*	-1	1864	98	1.53	0.03	0.00	0.02
31012	A	1	21	70	1.85	0.32	0.92	0.53
31012	B	0	3	10	-0.51	0.52	0.32	-0.39
31012	C	0	4	13	0.34	0.36	0.71	-0.25
31012	D	0	2	7	0.37	1.41	1.37	-0.16
31013	*	-1	1877	99	1.53	0.03	0.00	0.02
31013	A	1	16	94	1.39	0.41	0.60	0.50
31013	B	0	1	6	-2.40	0.00	0.08	-0.50
31013	C	0	0	0	0.00	0.00	0.00	0.00
31013	D	0	0	0	0.00	0.00	0.00	0.00
31014	*	-1	1870	99	1.53	0.03	0.00	0.05
31014	A	1	16	67	1.40	0.29	0.88	0.50
31014	B	0	3	13	0.11	0.25	0.57	-0.26
31014	C	0	4	17	0.11	0.76	1.06	-0.31
31014	D	0	1	4	-0.18	0.00	0.40	-0.19

ItemID	Response	Score	n	n %	Avg. Prsn Msr	SE	OUT.MSQ	PTME
31015	*	-1	1875	99	1.52	0.03	0.00	0.00
31015	A	1	18	95	1.68	0.38	0.86	0.36
31015	B	0	0	0	0.00	0.00	0.00	0.00
31015	C	0	1	5	-0.91	0.00	0.22	-0.36
31015	D	0	0	0	0.00	0.00	0.00	0.00
31016	*	-1	1871	99	1.53	0.03	0.00	0.02
31016	A	1	11	48	1.51	0.43	2.26	0.15
31016	B	0	3	13	0.59	0.52	0.59	-0.24
31016	C	0	7	30	1.42	0.46	1.62	0.05
31016	D	0	2	9	1.05	0.19	0.72	-0.07
31018	*	-1	1877	99	1.53	0.03	0.00	0.06
31018	A	1	12	71	1.01	0.37	1.07	0.39
31018	B	0	4	24	-0.31	0.41	0.65	-0.46
31018	C	0	0	0	0.00	0.00	0.00	0.00
31018	D	0	1	6	1.07	0.00	1.93	0.07
31019	*	-1	1874	99	1.53	0.03	0.00	0.01
31019	A	1	15	75	1.90	0.53	1.20	0.43
31019	B	0	4	20	0.25	0.24	0.81	-0.30
31019	C	0	1	5	-1.18	0.00	0.18	-0.31
31019	D	0	0	0	0.00	0.00	0.00	0.00
31020	*	-1	1869	99	1.52	0.03	0.00	-0.01
31020	A	1	12	48	2.83	0.47	1.32	0.62
31020	B	0	2	8	0.34	0.26	0.29	-0.22
31020	C	0	8	32	1.22	0.41	1.13	-0.17
31020	D	0	3	12	-0.88	0.53	0.11	-0.52

ItemID	Response	Score	n	n %	Avg. Prsn Msr	SE	OUT.MSQ	PTME
31021	*	-1	1880	99	1.52	0.03	0.00	-0.01
31021	A	1	12	86	2.07	0.45	0.68	0.55
31021	B	0	0	0	0.00	0.00	0.00	0.00
31021	C	0	1	7	-0.14	0.00	0.40	-0.30
31021	D	0	1	7	-1.04	0.00	0.16	-0.45
31022	*	-1	1872	99	1.53	0.03	0.00	0.02
31022	A	1	18	82	1.35	0.35	1.12	0.13
31022	B	0	1	5	0.78	0.00	1.17	-0.07
31022	C	0	2	9	-0.52	0.43	0.35	-0.37
31022	D	0	1	5	3.67	0.00	20.91	0.35
31025	*	-1	1868	99	1.53	0.03	0.00	0.04
31025	A	1	11	42	1.88	0.68	2.48	0.42
31025	B	0	3	12	-0.22	0.41	0.40	-0.25
31025	C	0	8	31	0.46	0.30	0.99	-0.21
31025	D	0	4	15	0.63	0.79	1.41	-0.09
31156	*	-1	1879	99	1.52	0.03	0.00	0.00
31156	A	1	11	73	2.06	0.53	1.08	0.46
31156	B	0	3	20	0.42	0.99	1.73	-0.33
31156	C	0	1	7	-0.33	0.00	0.31	-0.29
31156	D	0	0	0	0.00	0.00	0.00	0.00
31159	*	-1	1865	98	1.53	0.03	0.00	0.04
31159	A	1	15	52	1.82	0.44	1.20	0.48
31159	B	0	10	34	0.55	0.28	1.02	-0.22
31159	C	0	1	3	0.37	0.00	0.62	-0.08
31159	D	0	3	10	-0.84	1.24	0.49	-0.39

ItemID	Response	Score	n	n %	Avg. Prsn Msr	SE	OUT.MSQ	PTME
31160	*	-1	1873	99	1.52	0.03	0.00	0.00
31160	A	1	20	95	1.69	0.40	0.97	0.30
31160	B	0	0	0	0.00	0.00	0.00	0.00
31160	C	0	0	0	0.00	0.00	0.00	0.00
31160	D	0	1	5	-0.77	0.00	0.31	-0.30
31162	*	-1	1871	99	1.53	0.03	0.00	0.04
31162	A	1	21	91	1.05	0.36	1.11	0.16
31162	B	0	0	0	0.00	0.00	0.00	0.00
31162	C	0	0	0	0.00	0.00	0.00	0.00
31162	D	0	2	9	0.16	0.18	0.97	-0.16
31163	*	-1	1554	82	1.45	0.04	0.00	-0.11
31163	A	1	238	70	2.11	0.08	1.17	0.32
31163	B	0	15	4	1.19	0.32	1.33	-0.12
31163	C	0	87	26	1.28	0.11	1.26	-0.28
31163	D	0	0	0	0.00	0.00	0.00	0.00
31180	*	-1	1866	99	1.53	0.03	0.00	0.01
31180	A	1	23	82	1.62	0.24	1.05	0.28
31180	B	0	3	11	0.64	0.67	0.91	-0.24
31180	C	0	1	4	2.39	0.00	3.74	0.15
31180	D	0	1	4	-0.52	0.00	0.20	-0.32
31181	*	-1	1879	99	1.52	0.03	0.00	-0.02
31181	A	-1	15	100	1.89	0.44	0.00	0.00
31181	B	-1	0	0	0.00	0.00	0.00	0.00
31181	C	-1	0	0	0.00	0.00	0.00	0.00
31181	D	-1	0	0	0.00	0.00	0.00	0.00

ItemID	Response	Score	n	n %	Avg. Prsn Msr	SE	OUT.MSQ	PTME
31182	*	-1	1873	99	1.53	0.03	0.00	0.06
31182	A	1	14	67	1.23	0.38	0.93	0.47
31182	B	0	0	0	0.00	0.00	0.00	0.00
31182	C	0	3	14	-0.02	0.27	0.65	-0.19
31182	D	0	4	19	-0.57	1.09	0.85	-0.39
31186	*	-1	1876	99	1.53	0.03	0.00	0.04
31186	A	1	16	89	1.31	0.43	1.21	0.38
31186	B	0	0	0	0.00	0.00	0.00	0.00
31186	C	0	1	6	2.54	0.00	10.26	0.17
31186	D	0	1	6	-5.24	0.00	0.00	-0.69
31193	*	-1	1872	99	1.53	0.03	0.00	0.04
31193	A	1	19	86	1.19	0.33	0.75	0.31
31193	B	0	1	5	-0.94	0.00	0.31	-0.26
31193	C	0	0	0	0.00	0.00	0.00	0.00
31193	D	0	2	9	0.01	2.70	5.88	-0.19
31200	*	-1	1866	99	1.53	0.03	0.00	0.04
31200	A	1	26	93	1.22	0.33	0.89	0.26
31200	B	0	2	7	-0.45	1.65	1.51	-0.26
31200	C	0	0	0	0.00	0.00	0.00	0.00
31200	D	0	0	0	0.00	0.00	0.00	0.00
31201	*	-1	1875	99	1.53	0.03	0.00	0.03
31201	A	1	17	89	1.31	0.31	0.92	0.40
31201	B	0	1	5	-0.11	0.00	0.49	-0.23
31201	C	0	1	5	-0.58	0.00	0.30	-0.32
31201	D	0	0	0	0.00	0.00	0.00	0.00

ItemID	Response	Score	n	n %	Avg. Prsn Msr	SE	OUT.MSQ	PTME
31203	*	-1	1718	91	1.54	0.03	0.00	0.03
31203	A	1	151	86	1.58	0.10	1.00	0.35
31203	B	0	9	5	0.26	0.30	0.71	-0.21
31203	C	0	14	8	0.37	0.33	0.99	-0.24
31203	D	0	2	1	0.38	1.17	1.03	-0.09
31205	*	-1	1865	98	1.53	0.03	0.00	0.04
31205	A	1	17	59	1.77	0.37	1.76	0.50
31205	B	0	8	28	0.51	0.40	1.14	-0.23
31205	C	0	2	7	0.57	0.03	0.70	-0.09
31205	D	0	2	7	-1.67	0.82	0.10	-0.47
31208	*	-1	1878	99	1.53	0.03	0.00	0.04
31208	A	1	6	38	2.30	0.94	1.57	0.50
31208	B	0	5	31	1.06	0.44	1.68	0.04
31208	C	0	1	6	-1.55	0.00	0.10	-0.30
31208	D	0	4	25	-0.67	1.06	0.56	-0.43
31209	*	-1	1878	99	1.52	0.03	0.00	-0.01
31209	A	1	9	56	2.32	0.44	0.92	0.41
31209	B	0	4	25	1.30	1.36	5.30	-0.13
31209	C	0	2	13	0.94	0.63	0.65	-0.16
31209	D	0	1	6	-0.92	0.00	0.08	-0.39
31210	*	-1	1876	99	1.53	0.03	0.00	0.02
31210	A	1	12	67	1.92	0.47	0.83	0.52
31210	B	0	1	6	1.32	0.00	1.83	0.00
31210	C	0	3	17	-0.37	0.88	0.74	-0.44
31210	D	0	2	11	0.03	0.96	0.75	-0.26

ItemID	Response	Score	n	n %	Avg. Prsn Msr	SE	OUT.MSQ	PTME
1G11	*	-1	1816	96	1.52	0.03	0.00	-0.02
1G11	A	1	75	96	1.72	0.14	0.95	0.28
1G11	B	0	3	4	-0.05	0.71	0.51	-0.28
1G11	C	0	0	0	0.00	0.00	0.00	0.00
1G11	D	0	0	0	0.00	0.00	0.00	0.00
1G110	*	-1	1822	96	1.51	0.03	0.00	-0.04
1G110	A	1	65	90	1.93	0.15	0.98	0.35
1G110	B	0	3	4	-0.38	0.82	0.45	-0.36
1G110	C	0	4	6	1.05	0.68	1.34	-0.14
1G110	D	0	0	0	0.00	0.00	0.00	0.00
1G111	*	-1	1807	95	1.52	0.03	0.00	0.00
1G111	A	1	70	80	1.80	0.14	0.97	0.43
1G111	B	0	7	8	0.50	0.39	0.73	-0.24
1G111	C	0	10	11	0.38	0.33	0.63	-0.33
1G111	D	0	0	0	0.00	0.00	0.00	0.00
1G112	*	-1	1797	95	1.51	0.03	0.00	-0.05
1G112	A	1	96	99	1.80	0.12	1.01	0.03
1G112	B	0	1	1	1.47	0.00	1.09	-0.03
1G112	C	0	0	0	0.00	0.00	0.00	0.00
1G112	D	0	0	0	0.00	0.00	0.00	0.00
1G113	*	-1	1745	92	1.51	0.03	0.00	-0.03
1G113	A	1	138	93	1.78	0.09	0.89	0.35
1G113	B	0	5	3	0.56	0.70	1.16	-0.19
1G113	C	0	6	4	0.08	0.20	0.36	-0.29
1G113	D	0	0	0	0.00	0.00	0.00	0.00

ItemID	Response	Score	n	n %	Avg. Prsn Msr	SE	OUT.MSQ	PTME
1G114	*	-1	1821	96	1.50	0.03	0.00	-0.09
1G114	A	1	61	84	2.36	0.14	0.92	0.36
1G114	B	0	9	12	1.43	0.34	1.08	-0.25
1G114	C	0	3	4	0.82	0.66	0.59	-0.25
1G114	D	0	0	0	0.00	0.00	0.00	0.00
1G115	*	-1	1818	96	1.53	0.03	0.00	0.02
1G115	A	1	66	87	1.63	0.14	0.82	0.47
1G115	B	0	5	7	-0.26	0.55	0.56	-0.35
1G115	C	0	5	7	0.02	0.34	0.51	-0.29
1G115	D	0	0	0	0.00	0.00	0.00	0.00
1G116	*	-1	1746	92	1.50	0.03	0.00	-0.06
1G116	A	1	143	97	1.83	0.11	1.06	0.13
1G116	B	0	4	3	1.01	0.17	1.00	-0.10
1G116	C	0	1	1	0.20	0.00	0.42	-0.10
1G116	D	0	0	0	0.00	0.00	0.00	0.00
1G117	*	-1	1820	96	1.53	0.03	0.00	0.03
1G117	A	1	56	76	1.51	0.15	1.05	0.33
1G117	B	0	11	15	0.67	0.37	1.15	-0.22
1G117	C	0	7	9	0.50	0.45	0.93	-0.22
1G117	D	0	0	0	0.00	0.00	0.00	0.00
1G118	*	-1	1821	96	1.51	0.03	0.00	-0.06
1G118	A	1	62	85	2.02	0.13	1.07	0.17
1G118	B	0	7	10	1.78	0.46	2.65	-0.05
1G118	C	0	4	5	0.97	0.65	0.97	-0.21
1G118	D	0	0	0	0.00	0.00	0.00	0.00

ItemID	Response	Score	n	n %	Avg. Prsn Msr	SE	OUT.MSQ	PTME
1G119	*	-1	1815	96	1.52	0.03	0.00	-0.03
1G119	A	1	66	84	1.88	0.14	0.95	0.36
1G119	B	0	5	6	0.29	0.18	0.36	-0.33
1G119	C	0	8	10	1.11	0.17	0.84	-0.18
1G119	D	0	0	0	0.00	0.00	0.00	0.00
1G12	*	-1	1821	96	1.52	0.03	0.00	-0.01
1G12	A	1	71	97	1.66	0.13	0.87	0.35
1G12	B	0	1	1	-1.58	0.00	0.08	-0.33
1G12	C	0	1	1	0.04	0.00	0.38	-0.16
1G12	D	0	0	0	0.00	0.00	0.00	0.00
1G120	*	-1	1815	96	1.51	0.03	0.00	-0.05
1G120	A	1	74	94	1.98	0.13	0.89	0.35
1G120	B	0	2	3	0.33	0.64	0.45	-0.21
1G120	C	0	3	4	0.23	0.77	0.52	-0.27
1G120	D	0	0	0	0.00	0.00	0.00	0.00
1G121	*	-1	1808	95	1.53	0.03	0.00	0.01
1G121	A	1	84	98	1.49	0.13	1.03	0.14
1G121	B	0	2	2	0.42	0.24	0.65	-0.14
1G121	C	0	0	0	0.00	0.00	0.00	0.00
1G121	D	0	0	0	0.00	0.00	0.00	0.00
1G122	*	-1	1809	96	1.53	0.03	0.00	0.01
1G122	A	1	72	85	1.53	0.13	1.07	0.15
1G122	B	0	8	9	0.81	0.42	1.48	-0.19
1G122	C	0	5	6	1.49	0.57	3.50	0.01
1G122	D	0	0	0	0.00	0.00	0.00	0.00

ItemID	Response	Score	n	n %	Avg. Prsn Msr	SE	OUT.MSQ	PTME
1G123	*	-1	1813	96	1.52	0.03	0.00	-0.03
1G123	A	1	65	80	1.81	0.12	1.10	0.20
1G123	B	0	3	4	0.85	0.16	0.49	-0.17
1G123	C	0	13	16	1.43	0.32	1.54	-0.13
1G123	D	0	0	0	0.00	0.00	0.00	0.00
1G124	*	-1	1823	96	1.51	0.03	0.00	-0.06
1G124	A	1	58	82	2.24	0.17	0.95	0.46
1G124	B	0	7	10	0.58	0.30	0.60	-0.33
1G124	C	0	6	8	0.61	0.28	0.55	-0.29
1G124	D	0	0	0	0.00	0.00	0.00	0.00
1G125	*	-1	1816	96	1.52	0.03	0.00	-0.02
1G125	A	1	72	92	1.79	0.14	0.92	0.37
1G125	B	0	6	8	0.07	0.43	0.53	-0.37
1G125	C	0	0	0	0.00	0.00	0.00	0.00
1G125	D	0	0	0	0.00	0.00	0.00	0.00
1G126	*	-1	1823	96	1.51	0.03	0.00	-0.04
1G126	A	-1	71	100	1.84	0.14	0.00	0.00
1G126	B	-1	0	0	0.00	0.00	0.00	0.00
1G126	C	-1	0	0	0.00	0.00	0.00	0.00
1G126	D	-1	0	0	0.00	0.00	0.00	0.00
1G127	*	-1	1809	96	1.52	0.03	0.00	0.00
1G127	A	1	78	92	1.66	0.14	0.99	0.29
1G127	B	0	4	5	0.97	0.50	1.40	-0.10
1G127	C	0	3	4	-0.55	0.79	0.37	-0.32
1G127	D	0	0	0	0.00	0.00	0.00	0.00

ItemID	Response	Score	n	n %	Avg. Prsn Msr	SE	OUT.MSQ	PTME
1G128	*	-1	1798	95	1.51	0.03	0.00	-0.05
1G128	A	1	86	90	1.94	0.12	1.02	0.26
1G128	B	0	0	0	0.00	0.00	0.00	0.00
1G128	C	0	10	10	1.01	0.19	0.73	-0.26
1G128	D	0	0	0	0.00	0.00	0.00	0.00
1G129	*	-1	1821	96	1.50	0.03	0.00	-0.09
1G129	A	1	68	93	2.22	0.14	1.05	0.11
1G129	B	0	4	5	2.01	0.42	1.82	-0.04
1G129	C	0	1	1	0.56	0.00	0.32	-0.17
1G129	D	0	0	0	0.00	0.00	0.00	0.00
1G13	*	-1	1818	96	1.53	0.03	0.00	0.02
1G13	A	1	73	96	1.48	0.14	0.90	0.33
1G13	B	0	2	3	-0.43	1.04	0.49	-0.24
1G13	C	0	1	1	-1.06	0.00	0.17	-0.22
1G13	D	0	0	0	0.00	0.00	0.00	0.00
1G130	*	-1	1820	96	1.53	0.03	0.00	0.03
1G130	A	1	62	84	1.56	0.14	0.97	0.50
1G130	B	0	5	7	0.41	0.18	0.66	-0.20
1G130	C	0	7	9	-0.41	0.37	0.44	-0.46
1G130	D	0	0	0	0.00	0.00	0.00	0.00
1G131	*	-1	1821	96	1.51	0.03	0.00	-0.06
1G131	A	1	66	90	2.06	0.13	0.98	0.35
1G131	B	0	6	8	0.69	0.32	0.59	-0.34
1G131	C	0	1	1	1.33	0.00	0.84	-0.07
1G131	D	0	0	0	0.00	0.00	0.00	0.00

ItemID	Response	Score	n	n %	Avg. Prsn Msr	SE	OUT.MSQ	PTME
1G132	*	-1	1816	96	1.52	0.03	0.00	-0.03
1G132	A	-1	78	100	1.71	0.13	0.00	0.00
1G132	B	-1	0	0	0.00	0.00	0.00	0.00
1G132	C	-1	0	0	0.00	0.00	0.00	0.00
1G132	D	-1	0	0	0.00	0.00	0.00	0.00
1G133	*	-1	1821	96	1.52	0.03	0.00	-0.01
1G133	A	1	46	63	1.89	0.16	1.16	0.35
1G133	B	0	19	26	0.91	0.24	0.86	-0.36
1G133	C	0	8	11	1.51	0.32	1.62	-0.03
1G133	D	0	0	0	0.00	0.00	0.00	0.00
1G134	*	-1	1815	96	1.51	0.03	0.00	-0.05
1G134	A	1	69	87	2.04	0.14	1.02	0.37
1G134	B	0	3	4	-0.25	0.14	0.19	-0.35
1G134	C	0	7	9	1.15	0.22	0.88	-0.19
1G134	D	0	0	0	0.00	0.00	0.00	0.00
1G135	*	-1	1808	95	1.53	0.03	0.00	0.01
1G135	A	1	62	72	1.68	0.16	1.12	0.29
1G135	B	0	14	16	0.90	0.23	1.03	-0.21
1G135	C	0	10	12	0.94	0.35	1.19	-0.16
1G135	D	0	0	0	0.00	0.00	0.00	0.00
1G136	*	-1	1751	92	1.50	0.03	0.00	-0.06
1G136	A	1	103	72	2.16	0.12	1.07	0.45
1G136	B	0	4	3	0.37	0.33	0.37	-0.20
1G136	C	0	36	25	0.97	0.14	0.81	-0.39
1G136	D	0	0	0	0.00	0.00	0.00	0.00

ItemID	Response	Score	n	n %	Avg. Prsn Msr	SE	OUT.MSQ	PTME
1G137	*	-1	1809	96	1.53	0.03	0.00	0.01
1G137	A	1	81	95	1.53	0.12	0.94	0.29
1G137	B	0	2	2	0.13	0.39	0.46	-0.19
1G137	C	0	2	2	-0.09	0.78	0.45	-0.22
1G137	D	0	0	0	0.00	0.00	0.00	0.00
1G138	*	-1	1820	96	1.51	0.03	0.00	-0.04
1G138	A	1	59	80	1.92	0.13	1.09	0.19
1G138	B	0	9	12	1.55	0.23	1.18	-0.11
1G138	C	0	6	8	1.36	0.18	0.87	-0.15
1G138	D	0	0	0	0.00	0.00	0.00	0.00
1G139	*	-1	1823	96	1.51	0.03	0.00	-0.06
1G139	A	1	54	76	2.20	0.19	1.13	0.35
1G139	B	0	15	21	1.20	0.26	1.22	-0.28
1G139	C	0	2	3	0.20	0.00	0.28	-0.22
1G139	D	0	0	0	0.00	0.00	0.00	0.00
1G14	*	-1	1816	96	1.52	0.03	0.00	-0.02
1G14	A	1	70	90	1.78	0.14	0.99	0.30
1G14	B	0	6	8	0.83	0.56	1.37	-0.19
1G14	C	0	2	3	-0.27	0.66	0.31	-0.26
1G14	D	0	0	0	0.00	0.00	0.00	0.00
1G140	*	-1	1823	96	1.51	0.03	0.00	-0.04
1G140	A	1	67	94	1.94	0.14	0.92	0.35
1G140	B	0	1	1	-0.69	0.00	0.14	-0.25
1G140	C	0	3	4	0.38	0.30	0.45	-0.26
1G140	D	0	0	0	0.00	0.00	0.00	0.00

ItemID	Response	Score	n	n %	Avg. Prsn Msr	SE	OUT.MSQ	PTME
1G15	*	-1	1809	96	1.52	0.03	0.00	0.00
1G15	A	1	72	85	1.82	0.13	0.93	0.50
1G15	B	0	9	11	-0.08	0.32	0.43	-0.45
1G15	C	0	4	5	0.40	0.15	0.52	-0.20
1G15	D	0	0	0	0.00	0.00	0.00	0.00
1G16	*	-1	1799	95	1.51	0.03	0.00	-0.06
1G16	A	1	62	65	2.18	0.14	1.00	0.41
1G16	B	0	22	23	1.35	0.14	0.87	-0.26
1G16	C	0	11	12	1.08	0.29	0.83	-0.26
1G16	D	0	0	0	0.00	0.00	0.00	0.00
1G17	*	-1	1821	96	1.50	0.03	0.00	-0.09
1G17	A	1	61	84	2.33	0.14	1.05	0.31
1G17	B	0	4	5	1.22	0.25	0.61	-0.21
1G17	C	0	8	11	1.50	0.33	1.05	-0.21
1G17	D	0	0	0	0.00	0.00	0.00	0.00
1G18	*	-1	1819	96	1.53	0.03	0.00	0.02
1G18	A	1	29	39	1.92	0.25	1.35	0.32
1G18	B	0	20	27	0.81	0.26	0.90	-0.29
1G18	C	0	26	35	1.31	0.22	1.50	-0.06
1G18	D	0	0	0	0.00	0.00	0.00	0.00
1G19	*	-1	1820	96	1.53	0.03	0.00	0.03
1G19	A	1	58	78	1.33	0.15	1.49	0.05
1G19	B	0	12	16	1.40	0.39	3.47	0.04
1G19	C	0	4	5	0.50	0.68	1.18	-0.16
1G19	D	0	0	0	0.00	0.00	0.00	0.00

ItemID	Response	Score	n	n %	Avg. Prsn Msr	SE	OUT.MSQ	PTME
1G21	*	-1	1822	96	1.51	0.03	0.00	-0.06
1G21	A	1	68	94	2.03	0.13	0.96	0.31
1G21	B	0	1	1	1.15	0.00	0.74	-0.09
1G21	C	0	3	4	0.34	0.42	0.38	-0.31
1G21	D	0	0	0	0.00	0.00	0.00	0.00
1G210	*	-1	1732	91	1.51	0.03	0.00	-0.03
1G210	A	1	122	75	1.98	0.10	0.90	0.45
1G210	B	0	22	14	0.69	0.16	0.70	-0.33
1G210	C	0	18	11	0.83	0.25	0.92	-0.25
1G210	D	0	0	0	0.00	0.00	0.00	0.00
1G211	*	-1	1817	96	1.52	0.03	0.00	-0.03
1G211	A	1	48	62	1.98	0.17	1.13	0.30
1G211	B	0	7	9	1.15	0.24	0.78	-0.17
1G211	C	0	22	29	1.35	0.18	1.19	-0.22
1G211	D	0	0	0	0.00	0.00	0.00	0.00
1G212	*	-1	1821	96	1.52	0.03	0.00	-0.01
1G212	A	1	63	86	1.75	0.13	0.94	0.35
1G212	B	0	2	3	1.00	0.96	1.24	-0.09
1G212	C	0	8	11	0.50	0.45	1.00	-0.34
1G212	D	0	0	0	0.00	0.00	0.00	0.00
1G213	*	-1	1815	96	1.51	0.03	0.00	-0.05
1G213	A	1	57	72	2.22	0.15	0.95	0.48
1G213	B	0	21	27	1.03	0.16	0.69	-0.43
1G213	C	0	1	1	-0.47	0.00	0.13	-0.22
1G213	D	0	0	0	0.00	0.00	0.00	0.00

ItemID	Response	Score	n	n %	Avg. Prsn Msr	SE	OUT.MSQ	PTME
1G214	*	-1	1808	95	1.53	0.03	0.00	0.01
1G214	A	1	71	83	1.47	0.15	1.31	0.00
1G214	B	0	14	16	1.61	0.20	2.19	0.05
1G214	C	0	1	1	-0.48	0.00	0.21	-0.18
1G214	D	0	0	0	0.00	0.00	0.00	0.00
1G215	*	-1	1811	96	1.53	0.03	0.00	0.01
1G215	A	1	78	94	1.56	0.12	0.96	0.28
1G215	B	0	4	5	0.54	0.19	0.66	-0.19
1G215	C	0	1	1	-0.86	0.00	0.15	-0.23
1G215	D	0	0	0	0.00	0.00	0.00	0.00
1G216	*	-1	1820	96	1.51	0.03	0.00	-0.04
1G216	A	1	60	81	2.02	0.12	0.90	0.43
1G216	B	0	5	7	1.19	0.28	0.80	-0.18
1G216	C	0	9	12	0.90	0.21	0.61	-0.37
1G216	D	0	0	0	0.00	0.00	0.00	0.00
1G217	*	-1	1823	96	1.51	0.03	0.00	-0.06
1G217	A	1	68	96	2.01	0.16	0.98	0.26
1G217	B	0	2	3	0.54	0.34	0.55	-0.17
1G217	C	0	1	1	-0.30	0.00	0.23	-0.20
1G217	D	0	0	0	0.00	0.00	0.00	0.00
1G218	*	-1	1816	96	1.52	0.03	0.00	-0.02
1G218	A	1	71	91	1.76	0.14	0.95	0.28
1G218	B	0	5	6	1.09	0.68	2.12	-0.12
1G218	C	0	2	3	-0.70	0.76	0.22	-0.31
1G218	D	0	0	0	0.00	0.00	0.00	0.00

ItemID	Response	Score	n	n %	Avg. Prsn Msr	SE	OUT.MSQ	PTME
1G219	*	-1	1823	96	1.51	0.03	0.00	-0.04
1G219	A	1	68	96	1.87	0.14	1.02	0.12
1G219	B	0	2	3	0.29	0.44	0.42	-0.22
1G219	C	0	1	1	2.84	0.00	4.88	0.10
1G219	D	0	0	0	0.00	0.00	0.00	0.00
1G22	*	-1	1810	96	1.52	0.03	0.00	0.00
1G22	A	1	72	86	1.77	0.13	0.91	0.42
1G22	B	0	6	7	-0.30	0.44	0.38	-0.40
1G22	C	0	6	7	0.79	0.60	1.91	-0.17
1G22	D	0	0	0	0.00	0.00	0.00	0.00
1G220	*	-1	1799	95	1.51	0.03	0.00	-0.06
1G220	A	1	81	85	1.99	0.12	1.02	0.29
1G220	B	0	5	5	1.20	0.24	0.82	-0.15
1G220	C	0	9	9	1.05	0.27	0.82	-0.24
1G220	D	0	0	0	0.00	0.00	0.00	0.00
1G221	*	-1	1749	92	1.54	0.03	0.00	0.03
1G221	A	1	91	63	1.72	0.12	1.05	0.37
1G221	B	0	21	14	0.52	0.26	0.91	-0.28
1G221	C	0	33	23	0.95	0.18	1.25	-0.19
1G221	D	0	0	0	0.00	0.00	0.00	0.00
1G222	*	-1	1821	96	1.50	0.03	0.00	-0.09
1G222	A	1	64	88	2.36	0.13	0.94	0.42
1G222	B	0	5	7	0.89	0.18	0.44	-0.31
1G222	C	0	4	5	0.99	0.34	0.56	-0.26
1G222	D	0	0	0	0.00	0.00	0.00	0.00

ItemID	Response	Score	n	n %	Avg. Prsn Msr	SE	OUT.MSQ	PTME
1G223	*	-1	1819	96	1.53	0.03	0.00	0.02
1G223	A	1	69	92	1.58	0.14	0.85	0.44
1G223	B	0	6	8	-0.50	0.33	0.37	-0.44
1G223	C	0	0	0	0.00	0.00	0.00	0.00
1G223	D	0	0	0	0.00	0.00	0.00	0.00
1G224	*	-1	1820	96	1.53	0.03	0.00	0.03
1G224	A	1	61	82	1.46	0.15	1.05	0.31
1G224	B	0	8	11	1.00	0.23	1.31	-0.09
1G224	C	0	5	7	-0.33	0.62	0.53	-0.37
1G224	D	0	0	0	0.00	0.00	0.00	0.00
1G225	*	-1	1822	96	1.51	0.03	0.00	-0.06
1G225	A	1	58	81	2.08	0.14	1.08	0.26
1G225	B	0	8	11	1.73	0.43	1.98	-0.07
1G225	C	0	6	8	0.87	0.28	0.58	-0.29
1G225	D	0	0	0	0.00	0.00	0.00	0.00
1G226	*	-1	1817	96	1.52	0.03	0.00	-0.03
1G226	A	1	69	90	1.81	0.13	1.00	0.22
1G226	B	0	4	5	0.90	0.51	0.97	-0.18
1G226	C	0	4	5	1.13	0.36	0.96	-0.13
1G226	D	0	0	0	0.00	0.00	0.00	0.00
1G227	*	-1	1821	96	1.52	0.03	0.00	-0.01
1G227	A	1	69	95	1.70	0.13	0.88	0.40
1G227	B	0	1	1	-0.27	0.00	0.26	-0.20
1G227	C	0	3	4	-0.24	0.67	0.38	-0.34
1G227	D	0	0	0	0.00	0.00	0.00	0.00

ItemID	Response	Score	n	n %	Avg. Prsn Msr	SE	OUT.MSQ	PTME
1G228	*	-1	1815	96	1.51	0.03	0.00	-0.05
1G228	A	1	23	29	1.98	0.34	2.60	0.06
1G228	B	0	54	68	1.86	0.13	1.42	-0.01
1G228	C	0	2	3	0.86	0.84	0.44	-0.14
1G228	D	0	0	0	0.00	0.00	0.00	0.00
1G229	*	-1	1746	92	1.51	0.03	0.00	-0.05
1G229	A	1	133	90	1.92	0.10	0.89	0.42
1G229	B	0	11	7	0.00	0.29	0.45	-0.41
1G229	C	0	4	3	0.84	0.19	0.73	-0.12
1G229	D	0	0	0	0.00	0.00	0.00	0.00
1G23	*	-1	1808	95	1.53	0.03	0.00	0.01
1G23	A	1	76	88	1.57	0.14	1.00	0.24
1G23	B	0	9	10	0.93	0.29	1.29	-0.16
1G23	C	0	1	1	-1.44	0.00	0.09	-0.27
1G23	D	0	0	0	0.00	0.00	0.00	0.00
1G230	*	-1	1811	96	1.53	0.03	0.00	0.01
1G230	A	1	80	96	1.54	0.12	0.95	0.28
1G230	B	0	3	4	-0.10	0.41	0.39	-0.28
1G230	C	0	0	0	0.00	0.00	0.00	0.00
1G230	D	0	0	0	0.00	0.00	0.00	0.00
1G231	*	-1	1820	96	1.51	0.03	0.00	-0.04
1G231	A	1	65	88	1.88	0.12	1.02	0.15
1G231	B	0	5	7	1.66	0.22	1.24	-0.05
1G231	C	0	4	5	1.18	0.59	1.20	-0.17
1G231	D	0	0	0	0.00	0.00	0.00	0.00

ItemID	Response	Score	n	n %	Avg. Prsn Msr	SE	OUT.MSQ	PTME
1G232	*	-1	1823	96	1.51	0.03	0.00	-0.06
1G232	A	1	64	90	2.01	0.17	1.06	0.16
1G232	B	0	4	6	0.76	0.22	0.65	-0.21
1G232	C	0	3	4	1.98	1.27	5.60	0.01
1G232	D	0	0	0	0.00	0.00	0.00	0.00
1G233	*	-1	1817	96	1.52	0.03	0.00	-0.02
1G233	A	1	57	74	2.02	0.15	0.94	0.50
1G233	B	0	15	19	0.94	0.23	0.90	-0.29
1G233	C	0	5	6	-0.30	0.30	0.22	-0.42
1G233	D	0	0	0	0.00	0.00	0.00	0.00
1G234	*	-1	1823	96	1.51	0.03	0.00	-0.04
1G234	A	1	35	49	2.34	0.19	1.01	0.42
1G234	B	0	6	8	1.90	0.48	1.81	0.02
1G234	C	0	30	42	1.23	0.19	1.08	-0.43
1G234	D	0	0	0	0.00	0.00	0.00	0.00
1G235	*	-1	1812	96	1.52	0.03	0.00	-0.01
1G235	A	1	61	74	1.90	0.15	1.16	0.40
1G235	B	0	14	17	0.96	0.20	0.89	-0.25
1G235	C	0	7	9	0.52	0.31	0.60	-0.28
1G235	D	0	0	0	0.00	0.00	0.00	0.00
1G236	*	-1	1799	95	1.51	0.03	0.00	-0.06
1G236	A	1	61	64	2.11	0.13	1.02	0.30
1G236	B	0	4	4	0.33	0.20	0.27	-0.30
1G236	C	0	30	32	1.57	0.19	1.80	-0.19
1G236	D	0	0	0	0.00	0.00	0.00	0.00

ItemID	Response	Score	n	n %	Avg. Prsn Msr	SE	OUT.MSQ	PTME
1G237	*	-1	1823	96	1.50	0.03	0.00	-0.09
1G237	A	1	57	80	2.46	0.14	0.89	0.50
1G237	B	0	5	7	1.33	0.21	0.65	-0.21
1G237	C	0	9	13	0.88	0.22	0.47	-0.44
1G237	D	0	0	0	0.00	0.00	0.00	0.00
1G238	*	-1	1823	96	1.53	0.03	0.00	0.01
1G238	A	1	60	85	1.63	0.16	0.94	0.33
1G238	B	0	2	3	-0.08	1.39	0.74	-0.21
1G238	C	0	9	13	0.59	0.39	1.23	-0.26
1G238	D	0	0	0	0.00	0.00	0.00	0.00
1G239	*	-1	1821	96	1.53	0.03	0.00	0.03
1G239	A	1	69	95	1.43	0.13	0.82	0.44
1G239	B	0	4	5	-0.90	0.52	0.29	-0.44
1G239	C	0	0	0	0.00	0.00	0.00	0.00
1G239	D	0	0	0	0.00	0.00	0.00	0.00
1G24	*	-1	1822	96	1.51	0.03	0.00	-0.06
1G24	A	1	64	89	2.09	0.13	0.96	0.37
1G24	B	0	6	8	0.40	0.23	0.39	-0.43
1G24	C	0	2	3	2.00	0.49	1.83	0.01
1G24	D	0	0	0	0.00	0.00	0.00	0.00
1G240	*	-1	1818	96	1.52	0.03	0.00	-0.03
1G240	A	1	28	37	1.91	0.24	1.62	0.11
1G240	B	0	0	0	0.00	0.00	0.00	0.00
1G240	C	0	48	63	1.66	0.14	1.59	-0.11
1G240	D	0	0	0	0.00	0.00	0.00	0.00

ItemID	Response	Score	n	n %	Avg. Prsn Msr	SE	OUT.MSQ	PTME
1G25	*	-1	1821	96	1.52	0.03	0.00	-0.01
1G25	A	1	47	64	1.94	0.15	1.04	0.41
1G25	B	0	25	34	1.00	0.21	1.01	-0.38
1G25	C	0	1	1	0.35	0.00	0.33	-0.13
1G25	D	0	0	0	0.00	0.00	0.00	0.00
1G26	*	-1	1819	96	1.51	0.03	0.00	-0.06
1G26	A	1	64	85	2.07	0.14	0.98	0.31
1G26	B	0	5	7	0.57	0.40	0.50	-0.32
1G26	C	0	6	8	1.49	0.18	1.04	-0.11
1G26	D	0	0	0	0.00	0.00	0.00	0.00
1G27	*	-1	1808	95	1.53	0.03	0.00	0.01
1G27	A	1	84	98	1.51	0.13	1.00	0.20
1G27	B	0	2	2	-0.07	0.41	0.42	-0.20
1G27	C	0	0	0	0.00	0.00	0.00	0.00
1G27	D	0	0	0	0.00	0.00	0.00	0.00
1G28	*	-1	1813	96	1.53	0.03	0.00	0.01
1G28	A	1	67	83	1.60	0.13	1.04	0.28
1G28	B	0	7	9	1.19	0.25	1.32	-0.08
1G28	C	0	7	9	0.41	0.33	0.68	-0.30
1G28	D	0	0	0	0.00	0.00	0.00	0.00
1G29	*	-1	1822	96	1.51	0.03	0.00	-0.04
1G29	A	1	55	76	1.99	0.13	0.97	0.38
1G29	B	0	12	17	1.17	0.15	0.75	-0.30
1G29	C	0	5	7	1.16	0.30	0.79	-0.19
1G29	D	0	0	0	0.00	0.00	0.00	0.00

ItemID	Response	Score	n	n %	Avg. Prsn Msr	SE	OUT.MSQ	PTME
1G31	*	-1	1823	96	1.51	0.03	0.00	-0.06
1G31	A	1	69	97	1.99	0.16	0.95	0.26
1G31	B	0	1	1	-0.47	0.00	0.20	-0.21
1G31	C	0	1	1	0.20	0.00	0.38	-0.15
1G31	D	0	0	0	0.00	0.00	0.00	0.00
1G310	*	-1	1817	96	1.52	0.03	0.00	-0.02
1G310	A	1	71	92	1.76	0.14	1.07	0.27
1G310	B	0	5	6	0.37	0.44	0.70	-0.28
1G310	C	0	1	1	1.35	0.00	1.34	-0.03
1G310	D	0	0	0	0.00	0.00	0.00	0.00
1G311	*	-1	1823	96	1.51	0.03	0.00	-0.04
1G311	A	1	34	48	2.32	0.22	1.34	0.39
1G311	B	0	33	46	1.47	0.17	1.13	-0.29
1G311	C	0	4	6	0.71	0.38	0.42	-0.23
1G311	D	0	0	0	0.00	0.00	0.00	0.00
1G312	*	-1	1812	96	1.52	0.03	0.00	-0.01
1G312	A	1	28	34	1.74	0.28	2.29	0.07
1G312	B	0	20	24	1.62	0.21	1.35	0.00
1G312	C	0	34	41	1.52	0.18	1.31	-0.07
1G312	D	0	0	0	0.00	0.00	0.00	0.00
1G313	*	-1	1799	95	1.51	0.03	0.00	-0.06
1G313	A	1	79	83	2.03	0.12	0.99	0.36
1G313	B	0	4	4	1.11	0.39	0.79	-0.15
1G313	C	0	12	13	0.97	0.18	0.69	-0.32
1G313	D	0	0	0	0.00	0.00	0.00	0.00

ItemID	Response	Score	n	n %	Avg. Prsn Msr	SE	OUT.MSQ	PTME
1G314	*	-1	1823	96	1.50	0.03	0.00	-0.09
1G314	A	1	48	68	2.30	0.17	1.28	0.16
1G314	B	0	16	23	2.11	0.21	1.57	-0.04
1G314	C	0	7	10	1.51	0.44	1.04	-0.20
1G314	D	0	0	0	0.00	0.00	0.00	0.00
1G315	*	-1	1823	96	1.53	0.03	0.00	0.01
1G315	A	1	52	73	1.78	0.17	1.03	0.43
1G315	B	0	1	1	0.28	0.00	0.44	-0.11
1G315	C	0	18	25	0.56	0.22	0.82	-0.41
1G315	D	0	0	0	0.00	0.00	0.00	0.00
1G316	*	-1	1821	96	1.53	0.03	0.00	0.03
1G316	A	1	60	82	1.44	0.15	1.09	0.25
1G316	B	0	11	15	0.88	0.33	1.51	-0.15
1G316	C	0	2	3	-0.46	1.45	0.57	-0.25
1G316	D	0	0	0	0.00	0.00	0.00	0.00
1G317	*	-1	1822	96	1.51	0.03	0.00	-0.06
1G317	A	1	59	82	2.13	0.14	1.03	0.37
1G317	B	0	2	3	1.36	1.49	1.83	-0.09
1G317	C	0	11	15	1.04	0.21	0.72	-0.35
1G317	D	0	0	0	0.00	0.00	0.00	0.00
1G318	*	-1	1746	92	1.50	0.03	0.00	-0.07
1G318	A	1	140	95	1.92	0.09	0.96	0.30
1G318	B	0	5	3	0.63	0.22	0.52	-0.21
1G318	C	0	3	2	0.21	0.18	0.32	-0.21
1G318	D	0	0	0	0.00	0.00	0.00	0.00

ItemID	Response	Score	n	n %	Avg. Prsn Msr	SE	OUT.MSQ	PTME
1G319	*	-1	1818	96	1.52	0.03	0.00	-0.03
1G319	A	1	53	70	2.01	0.15	0.98	0.36
1G319	B	0	5	7	0.74	0.30	0.54	-0.25
1G319	C	0	18	24	1.26	0.19	1.02	-0.25
1G319	D	0	0	0	0.00	0.00	0.00	0.00
1G32	*	-1	1821	96	1.52	0.03	0.00	-0.01
1G32	A	1	59	81	1.81	0.14	1.18	0.40
1G32	B	0	10	14	0.72	0.24	0.76	-0.31
1G32	C	0	4	5	0.60	0.27	0.58	-0.22
1G32	D	0	0	0	0.00	0.00	0.00	0.00
1G320	*	-1	1738	92	1.51	0.03	0.00	-0.03
1G320	A	1	138	88	1.74	0.09	1.04	0.23
1G320	B	0	6	4	0.78	0.35	0.77	-0.17
1G320	C	0	12	8	1.11	0.19	1.04	-0.15
1G320	D	0	0	0	0.00	0.00	0.00	0.00
1G321	*	-1	1819	96	1.51	0.03	0.00	-0.06
1G321	A	1	38	51	2.56	0.19	0.84	0.57
1G321	B	0	24	32	1.35	0.11	0.72	-0.34
1G321	C	0	13	17	1.12	0.26	0.70	-0.32
1G321	D	0	0	0	0.00	0.00	0.00	0.00
1G322	*	-1	1808	95	1.53	0.03	0.00	0.01
1G322	A	1	76	88	1.61	0.13	0.97	0.34
1G322	B	0	6	7	0.65	0.24	0.79	-0.19
1G322	C	0	4	5	-0.06	0.51	0.47	-0.28
1G322	D	0	0	0	0.00	0.00	0.00	0.00

ItemID	Response	Score	n	n %	Avg. Prsn Msr	SE	OUT.MSQ	PTME
1G323	*	-1	1813	96	1.53	0.03	0.00	0.01
1G323	A	1	24	30	2.27	0.26	0.99	0.49
1G323	B	0	31	38	1.15	0.14	0.89	-0.23
1G323	C	0	26	32	1.09	0.16	0.86	-0.24
1G323	D	0	0	0	0.00	0.00	0.00	0.00
1G324	*	-1	1822	96	1.51	0.03	0.00	-0.04
1G324	A	1	26	36	2.16	0.19	1.10	0.29
1G324	B	0	42	58	1.66	0.13	1.26	-0.17
1G324	C	0	4	6	0.86	0.27	0.40	-0.25
1G324	D	0	0	0	0.00	0.00	0.00	0.00
1G325	*	-1	1823	96	1.51	0.03	0.00	-0.06
1G325	A	1	63	89	2.12	0.17	0.94	0.38
1G325	B	0	7	10	0.59	0.33	0.73	-0.33
1G325	C	0	1	1	-0.30	0.00	0.21	-0.20
1G325	D	0	0	0	0.00	0.00	0.00	0.00
1G326	*	-1	1817	96	1.52	0.03	0.00	-0.02
1G326	A	1	33	43	2.08	0.24	1.83	0.29
1G326	B	0	36	47	1.40	0.17	1.10	-0.20
1G326	C	0	8	10	1.10	0.40	0.82	-0.15
1G326	D	0	0	0	0.00	0.00	0.00	0.00
1G327	*	-1	1823	96	1.51	0.03	0.00	-0.04
1G327	A	1	59	83	2.08	0.14	0.86	0.45
1G327	B	0	9	13	0.86	0.32	0.82	-0.31
1G327	C	0	3	4	0.02	0.37	0.28	-0.32
1G327	D	0	0	0	0.00	0.00	0.00	0.00

ItemID	Response	Score	n	n %	Avg. Prsn Msr	SE	OUT.MSQ	PTME
1G328	*	-1	1813	96	1.52	0.03	0.00	-0.02
1G328	A	1	34	42	2.23	0.22	1.21	0.42
1G328	B	0	42	52	1.33	0.13	0.97	-0.27
1G328	C	0	5	6	0.20	0.61	0.51	-0.31
1G328	D	0	0	0	0.00	0.00	0.00	0.00
1G329	*	-1	1799	95	1.51	0.03	0.00	-0.06
1G329	A	1	60	63	2.14	0.15	1.16	0.34
1G329	B	0	24	25	1.47	0.15	1.03	-0.21
1G329	C	0	11	12	1.18	0.23	0.81	-0.23
1G329	D	0	0	0	0.00	0.00	0.00	0.00
1G33	*	-1	1823	96	1.50	0.03	0.00	-0.09
1G33	A	1	22	31	2.59	0.28	1.62	0.25
1G33	B	0	12	17	1.61	0.26	0.66	-0.23
1G33	C	0	37	52	2.12	0.17	1.34	-0.05
1G33	D	0	0	0	0.00	0.00	0.00	0.00
1G330	*	-1	1823	96	1.53	0.03	0.00	0.01
1G330	A	1	27	38	2.04	0.28	1.77	0.36
1G330	B	0	26	37	1.13	0.18	1.06	-0.19
1G330	C	0	18	25	1.02	0.27	1.02	-0.20
1G330	D	0	0	0	0.00	0.00	0.00	0.00
1G331	*	-1	1821	96	1.53	0.03	0.00	0.03
1G331	A	1	27	37	1.71	0.26	2.01	0.26
1G331	B	0	24	33	1.24	0.20	1.32	-0.03
1G331	C	0	22	30	0.87	0.23	0.94	-0.24
1G331	D	0	0	0	0.00	0.00	0.00	0.00

ItemID	Response	Score	n	n %	Avg. Prsn Msr	SE	OUT.MSQ	PTME
1G332	*	-1	1822	96	1.51	0.03	0.00	-0.06
1G332	A	1	39	54	2.31	0.16	1.05	0.36
1G332	B	0	13	18	1.50	0.36	1.35	-0.19
1G332	C	0	20	28	1.53	0.21	1.04	-0.24
1G332	D	0	0	0	0.00	0.00	0.00	0.00
1G333	*	-1	1818	96	1.52	0.03	0.00	-0.03
1G333	A	1	70	92	1.82	0.13	1.02	0.21
1G333	B	0	2	3	0.53	0.25	0.46	-0.18
1G333	C	0	4	5	1.20	0.19	0.91	-0.12
1G333	D	0	0	0	0.00	0.00	0.00	0.00
1G334	*	-1	1821	96	1.52	0.03	0.00	-0.01
1G334	A	1	48	66	1.85	0.15	1.10	0.32
1G334	B	0	17	23	0.96	0.23	0.95	-0.31
1G334	C	0	8	11	1.42	0.54	2.00	-0.06
1G334	D	0	0	0	0.00	0.00	0.00	0.00
1G335	*	-1	1819	96	1.51	0.03	0.00	-0.06
1G335	A	1	44	59	2.38	0.18	0.98	0.47
1G335	B	0	15	20	1.20	0.19	0.73	-0.32
1G335	C	0	16	21	1.36	0.19	0.89	-0.26
1G335	D	0	0	0	0.00	0.00	0.00	0.00
1G336	*	-1	1808	95	1.53	0.03	0.00	0.01
1G336	A	1	53	62	1.86	0.16	0.93	0.42
1G336	B	0	13	15	0.67	0.28	0.81	-0.28
1G336	C	0	20	23	0.95	0.24	1.27	-0.24
1G336	D	0	0	0	0.00	0.00	0.00	0.00

ItemID	Response	Score	n	n %	Avg. Prsn Msr	SE	OUT.MSQ	PTME
1G337	*	-1	1813	96	1.53	0.03	0.00	0.01
1G337	A	1	49	60	1.75	0.16	1.04	0.33
1G337	B	0	24	30	1.10	0.17	1.13	-0.22
1G337	C	0	8	10	0.78	0.42	1.16	-0.21
1G337	D	0	0	0	0.00	0.00	0.00	0.00
1G338	*	-1	1822	96	1.51	0.03	0.00	-0.04
1G338	A	1	66	92	1.89	0.11	0.94	0.34
1G338	B	0	5	7	0.80	0.21	0.54	-0.30
1G338	C	0	1	1	0.53	0.00	0.38	-0.16
1G338	D	0	0	0	0.00	0.00	0.00	0.00
1G339	*	-1	1717	91	1.50	0.03	0.00	-0.05
1G339	A	1	42	24	2.33	0.21	1.51	0.28
1G339	B	0	42	24	1.32	0.14	0.73	-0.21
1G339	C	0	93	53	1.68	0.11	1.27	-0.06
1G339	D	0	0	0	0.00	0.00	0.00	0.00
1G34	*	-1	1823	96	1.51	0.03	0.00	-0.06
1G34	A	1	56	79	2.18	0.19	1.12	0.35
1G34	B	0	8	11	1.21	0.32	1.10	-0.19
1G34	C	0	7	10	0.80	0.34	0.77	-0.27
1G34	D	0	0	0	0.00	0.00	0.00	0.00
1G340	*	-1	1817	96	1.52	0.03	0.00	-0.02
1G340	A	1	73	95	1.75	0.14	1.03	0.31
1G340	B	0	1	1	0.57	0.00	0.64	-0.10
1G340	C	0	3	4	-0.16	0.22	0.33	-0.30
1G340	D	0	0	0	0.00	0.00	0.00	0.00

ItemID	Response	Score	n	n %	Avg. Prsn Msr	SE	OUT.MSQ	PTME
1G341	*	-1	1823	96	1.51	0.03	0.00	-0.04
1G341	A	1	44	62	2.20	0.18	1.16	0.39
1G341	B	0	10	14	1.28	0.32	1.15	-0.19
1G341	C	0	17	24	1.22	0.22	0.93	-0.29
1G341	D	0	0	0	0.00	0.00	0.00	0.00
1G342	*	-1	1813	96	1.52	0.03	0.00	-0.02
1G342	A	1	61	75	1.94	0.14	0.95	0.44
1G342	B	0	4	5	1.11	0.23	0.87	-0.10
1G342	C	0	16	20	0.63	0.25	0.72	-0.42
1G342	D	0	0	0	0.00	0.00	0.00	0.00
1G343	*	-1	1799	95	1.51	0.03	0.00	-0.06
1G343	A	1	45	47	2.37	0.18	1.17	0.45
1G343	B	0	6	6	1.20	0.28	0.63	-0.16
1G343	C	0	44	46	1.43	0.11	0.84	-0.37
1G343	D	0	0	0	0.00	0.00	0.00	0.00
1G344	*	-1	1824	96	1.50	0.03	0.00	-0.09
1G344	A	1	27	39	2.55	0.23	1.34	0.27
1G344	B	0	7	10	1.62	0.38	0.76	-0.16
1G344	C	0	36	51	1.99	0.17	1.26	-0.16
1G344	D	0	0	0	0.00	0.00	0.00	0.00
1G345	*	-1	1823	96	1.53	0.03	0.00	0.01
1G345	A	1	49	69	1.65	0.20	1.46	0.24
1G345	B	0	17	24	1.07	0.21	1.23	-0.17
1G345	C	0	5	7	0.74	0.42	0.87	-0.15
1G345	D	0	0	0	0.00	0.00	0.00	0.00

ItemID	Response	Score	n	n %	Avg. Prsn Msr	SE	OUT.MSQ	PTME
1G35	*	-1	1821	96	1.53	0.03	0.00	0.03
1G35	A	1	60	82	1.57	0.14	0.89	0.48
1G35	B	0	5	7	0.00	0.50	0.56	-0.30
1G35	C	0	8	11	0.11	0.37	0.66	-0.35
1G35	D	0	0	0	0.00	0.00	0.00	0.00
1G36	*	-1	1822	96	1.51	0.03	0.00	-0.06
1G36	A	1	63	88	2.02	0.14	1.12	0.19
1G36	B	0	2	3	1.27	0.93	1.12	-0.10
1G36	C	0	7	10	1.42	0.31	1.19	-0.16
1G36	D	0	0	0	0.00	0.00	0.00	0.00
1G37	*	-1	1818	96	1.52	0.03	0.00	-0.03
1G37	A	1	42	55	2.04	0.19	1.24	0.29
1G37	B	0	12	16	1.40	0.15	0.91	-0.14
1G37	C	0	22	29	1.39	0.18	1.09	-0.21
1G37	D	0	0	0	0.00	0.00	0.00	0.00
1G38	*	-1	1821	96	1.52	0.03	0.00	-0.01
1G38	A	1	53	73	1.92	0.14	0.91	0.46
1G38	B	0	5	7	0.58	0.37	0.64	-0.25
1G38	C	0	15	21	0.81	0.29	0.92	-0.36
1G38	D	0	0	0	0.00	0.00	0.00	0.00
1G39	*	-1	1819	96	1.51	0.03	0.00	-0.06
1G39	A	1	39	52	2.16	0.20	1.24	0.22
1G39	B	0	20	27	1.60	0.20	1.15	-0.17
1G39	C	0	16	21	1.74	0.26	1.54	-0.08
1G39	D	0	0	0	0.00	0.00	0.00	0.00

ItemID	Response	Score	n	n %	Avg. Prsn Msr	SE	OUT.MSQ	PTME
1MD11	*	-1	1808	95	1.53	0.03	0.00	0.01
1MD11	A	1	83	97	1.55	0.12	0.87	0.35
1MD11	B	0	2	2	-0.71	0.73	0.25	-0.28
1MD11	C	0	1	1	-0.83	0.00	0.18	-0.21
1MD11	D	0	0	0	0.00	0.00	0.00	0.00
1MD110	*	-1	1813	96	1.53	0.03	0.00	0.01
1MD110	A	1	61	75	1.63	0.14	1.08	0.27
1MD110	B	0	20	25	0.96	0.19	1.10	-0.27
1MD110	C	0	0	0	0.00	0.00	0.00	0.00
1MD110	D	0	0	0	0.00	0.00	0.00	0.00
1MD111	*	-1	1822	96	1.51	0.03	0.00	-0.04
1MD111	A	1	65	90	1.88	0.11	0.94	0.28
1MD111	B	0	3	4	0.86	0.25	0.56	-0.21
1MD111	C	0	4	6	1.10	0.60	1.19	-0.18
1MD111	D	0	0	0	0.00	0.00	0.00	0.00
1MD112	*	-1	1823	96	1.51	0.03	0.00	-0.06
1MD112	A	1	69	97	1.97	0.16	0.99	0.13
1MD112	B	0	1	1	2.24	0.00	2.92	0.03
1MD112	C	0	1	1	-0.47	0.00	0.20	-0.21
1MD112	D	0	0	0	0.00	0.00	0.00	0.00
1MD113	*	-1	1817	96	1.52	0.03	0.00	-0.02
1MD113	A	1	61	79	1.92	0.14	0.94	0.41
1MD113	B	0	4	5	1.07	0.27	0.92	-0.11
1MD113	C	0	12	16	0.54	0.39	1.02	-0.39
1MD113	D	0	0	0	0.00	0.00	0.00	0.00

ItemID	Response	Score	n	n %	Avg. Prsn Msr	SE	OUT.MSQ	PTME
1MD114	*	-1	1732	91	1.51	0.03	0.00	-0.03
1MD114	A	1	156	96	1.73	0.09	0.93	0.24
1MD114	B	0	4	2	0.76	0.68	1.51	-0.12
1MD114	C	0	2	1	-0.87	0.57	0.16	-0.24
1MD114	D	0	0	0	0.00	0.00	0.00	0.00
1MD115	*	-1	1823	96	1.51	0.03	0.00	-0.04
1MD115	A	1	69	97	1.88	0.14	1.01	0.20
1MD115	B	0	1	1	0.55	0.00	0.50	-0.13
1MD115	C	0	1	1	0.38	0.00	0.42	-0.15
1MD115	D	0	0	0	0.00	0.00	0.00	0.00
1MD116	*	-1	1813	96	1.52	0.03	0.00	-0.02
1MD116	A	1	77	95	1.74	0.13	0.94	0.37
1MD116	B	0	2	2	-0.25	0.00	0.27	-0.25
1MD116	C	0	2	2	-0.34	0.08	0.25	-0.26
1MD116	D	0	0	0	0.00	0.00	0.00	0.00
1MD117	*	-1	1799	95	1.51	0.03	0.00	-0.06
1MD117	A	1	80	84	2.05	0.11	0.86	0.41
1MD117	B	0	4	4	0.34	0.19	0.32	-0.29
1MD117	C	0	11	12	1.02	0.40	2.85	-0.28
1MD117	D	0	0	0	0.00	0.00	0.00	0.00
1MD118	*	-1	1824	96	1.50	0.03	0.00	-0.09
1MD118	A	1	47	67	2.52	0.16	0.94	0.44
1MD118	B	0	15	21	1.69	0.26	1.18	-0.22
1MD118	C	0	8	11	1.03	0.25	0.48	-0.36
1MD118	D	0	0	0	0.00	0.00	0.00	0.00

ItemID	Response	Score	n	n %	Avg. Prsn Msr	SE	OUT.MSQ	PTME
1MD119	*	-1	1750	92	1.50	0.03	0.00	-0.06
1MD119	A	1	120	83	2.01	0.11	1.05	0.36
1MD119	B	0	9	6	0.67	0.19	0.58	-0.24
1MD119	C	0	15	10	0.90	0.27	0.99	-0.25
1MD119	D	0	0	0	0.00	0.00	0.00	0.00
1MD12	*	-1	1823	96	1.53	0.03	0.00	0.01
1MD12	A	1	61	86	1.69	0.15	0.89	0.48
1MD12	B	0	4	6	-0.44	0.50	0.38	-0.36
1MD12	C	0	6	8	0.23	0.14	0.51	-0.29
1MD12	D	0	0	0	0.00	0.00	0.00	0.00
1MD120	*	-1	1821	96	1.53	0.03	0.00	0.03
1MD120	A	1	37	51	1.89	0.17	0.96	0.50
1MD120	B	0	7	10	0.19	0.38	0.45	-0.30
1MD120	C	0	29	40	0.82	0.20	1.25	-0.33
1MD120	D	0	0	0	0.00	0.00	0.00	0.00
1MD121	*	-1	1822	96	1.51	0.03	0.00	-0.06
1MD121	A	1	39	54	2.16	0.18	1.38	0.22
1MD121	B	0	3	4	0.94	0.38	0.43	-0.19
1MD121	C	0	30	42	1.76	0.19	1.38	-0.14
1MD121	D	0	0	0	0.00	0.00	0.00	0.00
1MD122	*	-1	1818	96	1.52	0.03	0.00	-0.03
1MD122	A	1	75	99	1.76	0.13	1.00	0.10
1MD122	B	0	1	1	0.78	0.00	0.60	-0.10
1MD122	C	0	0	0	0.00	0.00	0.00	0.00
1MD122	D	0	0	0	0.00	0.00	0.00	0.00

ItemID	Response	Score	n	n %	Avg. Prsn Msr	SE	OUT.MSQ	PTME
1MD123	*	-1	1821	96	1.52	0.03	0.00	-0.01
1MD123	A	1	24	33	2.13	0.26	2.36	0.33
1MD123	B	0	36	49	1.44	0.17	1.24	-0.14
1MD123	C	0	13	18	1.05	0.23	0.66	-0.23
1MD123	D	0	0	0	0.00	0.00	0.00	0.00
1MD124	*	-1	1819	96	1.51	0.03	0.00	-0.06
1MD124	A	1	60	80	2.14	0.14	0.95	0.38
1MD124	B	0	2	3	0.49	0.16	0.34	-0.21
1MD124	C	0	13	17	1.15	0.23	0.88	-0.31
1MD124	D	0	0	0	0.00	0.00	0.00	0.00
1MD125	*	-1	1808	95	1.53	0.03	0.00	0.01
1MD125	A	1	55	64	1.79	0.16	1.13	0.36
1MD125	B	0	23	27	1.07	0.18	1.16	-0.20
1MD125	C	0	8	9	0.43	0.34	0.59	-0.28
1MD125	D	0	0	0	0.00	0.00	0.00	0.00
1MD126	*	-1	1813	96	1.53	0.03	0.00	0.01
1MD126	A	1	70	86	1.55	0.13	1.05	0.21
1MD126	B	0	6	7	0.64	0.39	0.89	-0.21
1MD126	C	0	5	6	1.21	0.36	1.50	-0.06
1MD126	D	0	0	0	0.00	0.00	0.00	0.00
1MD127	*	-1	1746	92	1.50	0.03	0.00	-0.06
1MD127	A	1	82	55	2.10	0.14	1.39	0.26
1MD127	B	0	22	15	0.76	0.24	0.87	-0.33
1MD127	C	0	44	30	1.74	0.18	2.03	-0.03
1MD127	D	0	0	0	0.00	0.00	0.00	0.00

ItemID	Response	Score	n	n %	Avg. Prsn Msr	SE	OUT.MSQ	PTME
1MD128	*	-1	1822	96	1.51	0.03	0.00	-0.04
1MD128	A	1	46	64	2.09	0.14	0.94	0.42
1MD128	B	0	14	19	1.32	0.21	0.97	-0.25
1MD128	C	0	12	17	1.25	0.15	0.75	-0.27
1MD128	D	0	0	0	0.00	0.00	0.00	0.00
1MD129	*	-1	1823	96	1.51	0.03	0.00	-0.06
1MD129	A	1	58	82	2.19	0.17	1.00	0.39
1MD129	B	0	10	14	0.97	0.34	1.08	-0.28
1MD129	C	0	3	4	0.25	0.20	0.34	-0.26
1MD129	D	0	0	0	0.00	0.00	0.00	0.00
1MD13	*	-1	1817	96	1.52	0.03	0.00	-0.02
1MD13	A	1	61	79	2.04	0.13	0.81	0.60
1MD13	B	0	8	10	0.30	0.40	0.59	-0.38
1MD13	C	0	8	10	0.12	0.14	0.34	-0.43
1MD13	D	0	0	0	0.00	0.00	0.00	0.00
1MD130	*	-1	1823	96	1.51	0.03	0.00	-0.04
1MD130	A	1	53	75	2.16	0.15	0.89	0.47
1MD130	B	0	11	15	1.00	0.21	0.75	-0.30
1MD130	C	0	7	10	0.68	0.46	0.76	-0.32
1MD130	D	0	0	0	0.00	0.00	0.00	0.00
1MD131	*	-1	1814	96	1.52	0.03	0.00	-0.02
1MD131	A	1	71	89	1.82	0.13	0.91	0.40
1MD131	B	0	7	9	0.31	0.39	0.63	-0.35
1MD131	C	0	2	3	0.33	0.59	0.51	-0.18
1MD131	D	0	0	0	0.00	0.00	0.00	0.00

ItemID	Response	Score	n	n %	Avg. Prsn Msr	SE	OUT.MSQ	PTME
1MD132	*	-1	1799	95	1.51	0.03	0.00	-0.06
1MD132	A	1	36	38	2.49	0.18	0.93	0.46
1MD132	B	0	53	56	1.53	0.13	0.99	-0.34
1MD132	C	0	6	6	0.96	0.14	0.39	-0.22
1MD132	D	0	0	0	0.00	0.00	0.00	0.00
1MD14	*	-1	1824	96	1.50	0.03	0.00	-0.09
1MD14	A	1	65	93	2.26	0.14	0.99	0.29
1MD14	B	0	3	4	0.95	0.33	0.53	-0.23
1MD14	C	0	2	3	1.06	0.49	0.59	-0.17
1MD14	D	0	0	0	0.00	0.00	0.00	0.00
1MD15	*	-1	1823	96	1.53	0.03	0.00	0.01
1MD15	A	1	59	83	1.69	0.16	1.03	0.42
1MD15	B	0	11	15	0.35	0.23	0.68	-0.37
1MD15	C	0	1	1	-0.53	0.00	0.22	-0.19
1MD15	D	0	0	0	0.00	0.00	0.00	0.00
1MD16	*	-1	1821	96	1.53	0.03	0.00	0.03
1MD16	A	1	46	63	1.78	0.17	1.23	0.52
1MD16	B	0	17	23	0.65	0.17	0.75	-0.30
1MD16	C	0	10	14	0.22	0.30	0.53	-0.36
1MD16	D	0	0	0	0.00	0.00	0.00	0.00
1MD17	*	-1	1822	96	1.51	0.03	0.00	-0.06
1MD17	A	1	45	63	2.27	0.15	1.06	0.39
1MD17	B	0	9	13	1.32	0.34	1.02	-0.22
1MD17	C	0	18	25	1.44	0.24	1.10	-0.27
1MD17	D	0	0	0	0.00	0.00	0.00	0.00

ItemID	Response	Score	n	n %	Avg. Prsn Msr	SE	OUT.MSQ	PTME
1MD18	*	-1	1818	96	1.52	0.03	0.00	-0.03
1MD18	A	1	37	49	2.27	0.19	0.96	0.46
1MD18	B	0	7	9	1.45	0.35	1.07	-0.09
1MD18	C	0	32	42	1.22	0.13	0.81	-0.42
1MD18	D	0	0	0	0.00	0.00	0.00	0.00
1MD19	*	-1	1821	96	1.52	0.03	0.00	-0.01
1MD19	A	1	64	88	1.75	0.13	0.91	0.38
1MD19	B	0	7	10	0.35	0.45	0.71	-0.36
1MD19	C	0	2	3	0.89	0.85	1.04	-0.11
1MD19	D	0	0	0	0.00	0.00	0.00	0.00
1MD21	*	-1	1819	96	1.51	0.03	0.00	-0.06
1MD21	A	1	64	85	2.05	0.14	1.04	0.27
1MD21	B	0	9	12	1.32	0.21	0.96	-0.20
1MD21	C	0	2	3	0.60	0.90	0.57	-0.19
1MD21	D	0	0	0	0.00	0.00	0.00	0.00
1MD210	*	-1	1808	95	1.53	0.03	0.00	0.01
1MD210	A	1	18	21	1.77	0.35	1.99	0.13
1MD210	B	0	12	14	0.89	0.33	0.71	-0.20
1MD210	C	0	56	65	1.50	0.14	1.43	0.03
1MD210	D	0	0	0	0.00	0.00	0.00	0.00
1MD211	*	-1	1813	96	1.53	0.03	0.00	0.01
1MD211	A	1	58	72	1.60	0.15	1.12	0.20
1MD211	B	0	20	25	1.20	0.21	1.44	-0.14
1MD211	C	0	3	4	0.57	0.73	0.77	-0.16
1MD211	D	0	0	0	0.00	0.00	0.00	0.00

ItemID	Response	Score	n	n %	Avg. Prsn Msr	SE	OUT.MSQ	PTME
1MD212	*	-1	1822	96	1.51	0.03	0.00	-0.04
1MD212	A	1	23	32	1.87	0.25	1.72	0.06
1MD212	B	0	44	61	1.85	0.12	1.32	0.08
1MD212	C	0	5	7	0.95	0.12	0.40	-0.25
1MD212	D	0	0	0	0.00	0.00	0.00	0.00
1MD213	*	-1	1823	96	1.51	0.03	0.00	-0.06
1MD213	A	1	67	94	2.06	0.16	0.90	0.36
1MD213	B	0	1	1	-0.47	0.00	0.19	-0.21
1MD213	C	0	3	4	0.03	0.33	0.35	-0.29
1MD213	D	0	0	0	0.00	0.00	0.00	0.00
1MD214	*	-1	1817	96	1.52	0.03	0.00	-0.02
1MD214	A	1	71	92	1.81	0.13	0.86	0.41
1MD214	B	0	5	6	-0.09	0.66	0.79	-0.37
1MD214	C	0	1	1	0.06	0.00	0.37	-0.15
1MD214	D	0	0	0	0.00	0.00	0.00	0.00
1MD215	*	-1	1823	96	1.51	0.03	0.00	-0.04
1MD215	A	1	63	89	2.05	0.14	0.82	0.50
1MD215	B	0	3	4	0.20	0.52	0.41	-0.29
1MD215	C	0	5	7	0.13	0.21	0.32	-0.39
1MD215	D	0	0	0	0.00	0.00	0.00	0.00
1MD216	*	-1	1814	96	1.52	0.03	0.00	-0.02
1MD216	A	1	76	95	1.76	0.13	0.87	0.40
1MD216	B	0	3	4	-0.56	0.41	0.23	-0.37
1MD216	C	0	1	1	-0.09	0.00	0.31	-0.16
1MD216	D	0	0	0	0.00	0.00	0.00	0.00

ItemID	Response	Score	n	n %	Avg. Prsn Msr	SE	OUT.MSQ	PTME
1MD217	*	-1	1799	95	1.51	0.03	0.00	-0.06
1MD217	A	1	53	56	2.19	0.15	1.02	0.34
1MD217	B	0	18	19	1.43	0.19	0.94	-0.19
1MD217	C	0	24	25	1.46	0.22	1.27	-0.21
1MD217	D	0	0	0	0.00	0.00	0.00	0.00
1MD218	*	-1	1824	96	1.50	0.03	0.00	-0.09
1MD218	A	1	39	56	2.51	0.18	1.17	0.33
1MD218	B	0	19	27	1.61	0.23	1.00	-0.30
1MD218	C	0	12	17	1.97	0.29	1.39	-0.08
1MD218	D	0	0	0	0.00	0.00	0.00	0.00
1MD219	*	-1	1823	96	1.53	0.03	0.00	0.01
1MD219	A	1	62	87	1.68	0.15	0.81	0.48
1MD219	B	0	5	7	-0.60	0.35	0.28	-0.45
1MD219	C	0	4	6	0.41	0.39	0.71	-0.20
1MD219	D	0	0	0	0.00	0.00	0.00	0.00
1MD22	*	-1	1821	96	1.53	0.03	0.00	0.03
1MD22	A	1	65	89	1.52	0.13	0.75	0.52
1MD22	B	0	8	11	-0.48	0.40	0.49	-0.52
1MD22	C	0	0	0	0.00	0.00	0.00	0.00
1MD22	D	0	0	0	0.00	0.00	0.00	0.00
1MD220	*	-1	1822	96	1.51	0.03	0.00	-0.06
1MD220	A	1	65	90	2.09	0.13	0.95	0.40
1MD220	B	0	2	3	0.33	0.00	0.31	-0.25
1MD220	C	0	5	7	0.71	0.34	0.57	-0.31
1MD220	D	0	0	0	0.00	0.00	0.00	0.00

ItemID	Response	Score	n	n %	Avg. Prsn Msr	SE	OUT.MSQ	PTME
1MD221	*	-1	1818	96	1.52	0.03	0.00	-0.03
1MD221	A	1	62	82	1.96	0.14	0.94	0.41
1MD221	B	0	5	7	0.91	0.25	0.68	-0.20
1MD221	C	0	9	12	0.74	0.18	0.58	-0.34
1MD221	D	0	0	0	0.00	0.00	0.00	0.00
1MD222	*	-1	1821	96	1.52	0.03	0.00	-0.01
1MD222	A	1	58	79	1.82	0.14	1.14	0.40
1MD222	B	0	8	11	0.79	0.34	0.98	-0.25
1MD222	C	0	7	10	0.64	0.35	0.78	-0.28
1MD222	D	0	0	0	0.00	0.00	0.00	0.00
1MD223	*	-1	1819	96	1.51	0.03	0.00	-0.06
1MD223	A	1	55	73	2.12	0.16	1.13	0.28
1MD223	B	0	16	21	1.37	0.15	0.91	-0.25
1MD223	C	0	4	5	1.44	0.72	1.44	-0.10
1MD223	D	0	0	0	0.00	0.00	0.00	0.00
1MD224	*	-1	1808	95	1.53	0.03	0.00	0.01
1MD224	A	1	73	85	1.68	0.13	0.88	0.42
1MD224	B	0	5	6	0.34	0.26	0.56	-0.24
1MD224	C	0	8	9	0.24	0.40	0.77	-0.33
1MD224	D	0	0	0	0.00	0.00	0.00	0.00
1MD225	*	-1	1813	96	1.53	0.03	0.00	0.01
1MD225	A	1	76	94	1.55	0.12	0.93	0.32
1MD225	B	0	2	2	0.40	0.66	0.66	-0.16
1MD225	C	0	3	4	-0.08	0.51	0.43	-0.28
1MD225	D	0	0	0	0.00	0.00	0.00	0.00

ItemID	Response	Score	n	n %	Avg. Prsn Msr	SE	OUT.MSQ	PTME
1MD226	*	-1	1739	92	1.51	0.03	0.00	-0.03
1MD226	A	1	137	88	1.73	0.09	1.02	0.23
1MD226	B	0	8	5	1.18	0.24	1.11	-0.10
1MD226	C	0	10	6	0.86	0.29	0.90	-0.20
1MD226	D	0	0	0	0.00	0.00	0.00	0.00
1MD227	*	-1	1823	96	1.52	0.03	0.00	-0.03
1MD227	A	1	65	92	1.86	0.11	0.94	0.34
1MD227	B	0	3	4	0.75	0.14	0.49	-0.24
1MD227	C	0	3	4	0.76	0.38	0.55	-0.24
1MD227	D	0	0	0	0.00	0.00	0.00	0.00
1MD228	*	-1	1824	96	1.51	0.03	0.00	-0.06
1MD228	A	1	65	93	2.08	0.17	0.94	0.34
1MD228	B	0	0	0	0.00	0.00	0.00	0.00
1MD228	C	0	5	7	0.25	0.34	0.48	-0.34
1MD228	D	0	0	0	0.00	0.00	0.00	0.00
1MD229	*	-1	1748	92	1.52	0.03	0.00	-0.02
1MD229	A	1	113	77	1.86	0.10	0.95	0.38
1MD229	B	0	24	16	1.06	0.17	1.06	-0.21
1MD229	C	0	9	6	0.06	0.58	1.26	-0.34
1MD229	D	0	0	0	0.00	0.00	0.00	0.00
1MD23	*	-1	1817	96	1.52	0.03	0.00	-0.02
1MD23	A	1	69	90	1.85	0.14	1.00	0.46
1MD23	B	0	8	10	0.00	0.19	0.37	-0.46
1MD23	C	0	0	0	0.00	0.00	0.00	0.00
1MD23	D	0	0	0	0.00	0.00	0.00	0.00

ItemID	Response	Score	n	n %	Avg. Prsn Msr	SE	OUT.MSQ	PTME
1MD230	*	-1	1823	96	1.51	0.03	0.00	-0.04
1MD230	A	1	64	90	1.95	0.15	0.98	0.30
1MD230	B	0	4	6	0.40	0.52	0.59	-0.29
1MD230	C	0	3	4	1.26	0.44	1.09	-0.10
1MD230	D	0	0	0	0.00	0.00	0.00	0.00
1MD231	*	-1	1814	96	1.52	0.03	0.00	-0.02
1MD231	A	1	39	49	2.24	0.18	0.96	0.48
1MD231	B	0	13	16	1.47	0.36	1.49	-0.07
1MD231	C	0	28	35	0.91	0.14	0.63	-0.46
1MD231	D	0	0	0	0.00	0.00	0.00	0.00
1MD232	*	-1	1799	95	1.51	0.03	0.00	-0.06
1MD232	A	1	46	48	2.26	0.17	1.14	0.36
1MD232	B	0	15	16	1.30	0.20	0.76	-0.23
1MD232	C	0	34	36	1.56	0.15	1.09	-0.21
1MD232	D	0	0	0	0.00	0.00	0.00	0.00
1MD24	*	-1	1824	96	1.50	0.03	0.00	-0.09
1MD24	A	1	47	67	2.60	0.15	0.84	0.54
1MD24	B	0	17	24	1.30	0.18	0.67	-0.44
1MD24	C	0	6	9	1.26	0.39	0.68	-0.25
1MD24	D	0	0	0	0.00	0.00	0.00	0.00
1MD25	*	-1	1823	96	1.53	0.03	0.00	0.01
1MD25	A	1	55	77	1.82	0.15	0.77	0.55
1MD25	B	0	7	10	0.62	0.41	1.09	-0.22
1MD25	C	0	9	13	-0.20	0.22	0.34	-0.50
1MD25	D	0	0	0	0.00	0.00	0.00	0.00

ItemID	Response	Score	n	n %	Avg. Prsn Msr	SE	OUT.MSQ	PTME
1MD26	*	-1	1821	96	1.53	0.03	0.00	0.03
1MD26	A	1	55	75	1.64	0.14	0.86	0.49
1MD26	B	0	12	16	0.27	0.34	0.76	-0.38
1MD26	C	0	6	8	0.28	0.34	0.61	-0.26
1MD26	D	0	0	0	0.00	0.00	0.00	0.00
1MD27	*	-1	1822	96	1.51	0.03	0.00	-0.06
1MD27	A	1	61	85	2.14	0.13	0.94	0.43
1MD27	B	0	6	8	0.39	0.21	0.34	-0.43
1MD27	C	0	5	7	1.36	0.35	1.00	-0.15
1MD27	D	0	0	0	0.00	0.00	0.00	0.00
1MD28	*	-1	1818	96	1.52	0.03	0.00	-0.03
1MD28	A	1	69	91	1.87	0.13	0.93	0.35
1MD28	B	0	0	0	0.00	0.00	0.00	0.00
1MD28	C	0	7	9	0.55	0.22	0.52	-0.35
1MD28	D	0	0	0	0.00	0.00	0.00	0.00
1MD29	*	-1	1821	96	1.52	0.03	0.00	-0.01
1MD29	A	1	52	71	1.85	0.15	1.10	0.35
1MD29	B	0	7	10	0.93	0.36	0.97	-0.19
1MD29	C	0	14	19	0.99	0.30	1.15	-0.26
1MD29	D	0	0	0	0.00	0.00	0.00	0.00
1MD31	*	-1	1819	96	1.51	0.03	0.00	-0.06
1MD31	A	1	72	96	1.98	0.13	0.96	0.25
1MD31	B	0	1	1	0.33	0.00	0.34	-0.16
1MD31	C	0	2	3	0.60	0.90	0.63	-0.19
1MD31	D	0	0	0	0.00	0.00	0.00	0.00

ItemID	Response	Score	n	n %	Avg. Prsn Msr	SE	OUT.MSQ	PTME
1MD310	*	-1	1746	92	1.50	0.03	0.00	-0.07
1MD310	A	1	105	71	2.15	0.11	0.99	0.43
1MD310	B	0	19	13	0.86	0.16	0.59	-0.34
1MD310	C	0	24	16	1.30	0.14	0.93	-0.22
1MD310	D	0	0	0	0.00	0.00	0.00	0.00
1MD311	*	-1	1808	95	1.53	0.03	0.00	0.01
1MD311	A	1	38	44	2.09	0.19	1.00	0.46
1MD311	B	0	27	31	0.77	0.14	0.64	-0.40
1MD311	C	0	21	24	1.25	0.27	1.71	-0.10
1MD311	D	0	0	0	0.00	0.00	0.00	0.00
1MD312	*	-1	1813	96	1.53	0.03	0.00	0.01
1MD312	A	1	67	83	1.64	0.13	0.95	0.36
1MD312	B	0	12	15	0.60	0.23	0.76	-0.33
1MD312	C	0	2	2	0.75	1.01	1.07	-0.10
1MD312	D	0	0	0	0.00	0.00	0.00	0.00
1MD313	*	-1	1823	96	1.52	0.03	0.00	-0.03
1MD313	A	1	52	73	1.86	0.12	1.04	0.18
1MD313	B	0	17	24	1.62	0.21	1.45	-0.09
1MD313	C	0	2	3	0.53	0.16	0.35	-0.24
1MD313	D	0	0	0	0.00	0.00	0.00	0.00
1MD314	*	-1	1824	96	1.51	0.03	0.00	-0.06
1MD314	A	1	57	81	2.22	0.17	0.89	0.40
1MD314	B	0	8	11	1.30	0.50	2.26	-0.17
1MD314	C	0	5	7	0.00	0.25	0.28	-0.40
1MD314	D	0	0	0	0.00	0.00	0.00	0.00

ItemID	Response	Score	n	n %	Avg. Prsn Msr	SE	OUT.MSQ	PTME
1MD315	*	-1	1750	92	1.50	0.03	0.00	-0.07
1MD315	A	1	125	87	1.95	0.10	1.08	0.17
1MD315	B	0	11	8	1.07	0.27	1.03	-0.20
1MD315	C	0	8	6	1.80	0.44	2.84	-0.02
1MD315	D	0	0	0	0.00	0.00	0.00	0.00
1MD316	*	-1	1817	96	1.52	0.03	0.00	-0.02
1MD316	A	1	40	52	2.14	0.17	1.03	0.40
1MD316	B	0	24	31	1.28	0.24	1.24	-0.21
1MD316	C	0	13	17	0.88	0.35	0.97	-0.28
1MD316	D	0	0	0	0.00	0.00	0.00	0.00
1MD317	*	-1	1823	96	1.51	0.03	0.00	-0.04
1MD317	A	1	35	49	2.35	0.18	0.93	0.42
1MD317	B	0	25	35	1.47	0.24	1.44	-0.23
1MD317	C	0	11	15	1.04	0.26	0.68	-0.28
1MD317	D	0	0	0	0.00	0.00	0.00	0.00
1MD318	*	-1	1814	96	1.52	0.03	0.00	-0.02
1MD318	A	1	71	89	1.82	0.13	0.99	0.40
1MD318	B	0	7	9	0.47	0.31	0.69	-0.31
1MD318	C	0	2	3	-0.26	0.16	0.24	-0.26
1MD318	D	0	0	0	0.00	0.00	0.00	0.00
1MD319	*	-1	1801	95	1.51	0.03	0.00	-0.06
1MD319	A	1	48	52	2.31	0.16	1.07	0.42
1MD319	B	0	37	40	1.52	0.13	1.01	-0.26
1MD319	C	0	8	9	0.82	0.26	0.46	-0.29
1MD319	D	0	0	0	0.00	0.00	0.00	0.00

ItemID	Response	Score	n	n %	Avg. Prsn Msr	SE	OUT.MSQ	PTME
1MD32	*	-1	1824	96	1.50	0.03	0.00	-0.09
1MD32	A	1	60	86	2.32	0.14	0.98	0.32
1MD32	B	0	6	9	1.47	0.38	1.02	-0.19
1MD32	C	0	4	6	1.03	0.42	0.61	-0.25
1MD32	D	0	0	0	0.00	0.00	0.00	0.00
1MD320	*	-1	1824	96	1.53	0.03	0.00	0.01
1MD320	A	1	59	84	1.71	0.15	0.86	0.46
1MD320	B	0	7	10	0.33	0.36	0.78	-0.30
1MD320	C	0	4	6	-0.31	0.50	0.40	-0.34
1MD320	D	0	0	0	0.00	0.00	0.00	0.00
1MD321	*	-1	1821	96	1.53	0.03	0.00	0.03
1MD321	A	1	68	93	1.45	0.13	0.86	0.47
1MD321	B	0	5	7	-0.77	0.38	0.29	-0.47
1MD321	C	0	0	0	0.00	0.00	0.00	0.00
1MD321	D	0	0	0	0.00	0.00	0.00	0.00
1MD322	*	-1	1822	96	1.51	0.03	0.00	-0.06
1MD322	A	1	71	99	1.97	0.13	0.99	0.17
1MD322	B	0	1	1	0.33	0.00	0.35	-0.17
1MD322	C	0	0	0	0.00	0.00	0.00	0.00
1MD322	D	0	0	0	0.00	0.00	0.00	0.00
1MD323	*	-1	1741	92	1.51	0.03	0.00	-0.04
1MD323	A	1	144	94	1.77	0.10	1.07	0.17
1MD323	B	0	4	3	0.32	0.29	0.49	-0.19
1MD323	C	0	5	3	1.35	0.15	1.25	-0.06
1MD323	D	0	0	0	0.00	0.00	0.00	0.00

ItemID	Response	Score	n	n %	Avg. Prsn Msr	SE	OUT.MSQ	PTME
1MD324	*	-1	1818	96	1.52	0.03	0.00	-0.03
1MD324	A	1	71	93	1.83	0.13	0.95	0.29
1MD324	B	0	3	4	0.64	0.45	0.62	-0.21
1MD324	C	0	2	3	0.45	0.50	0.47	-0.20
1MD324	D	0	0	0	0.00	0.00	0.00	0.00
1MD325	*	-1	1821	96	1.52	0.03	0.00	-0.01
1MD325	A	1	23	32	2.42	0.20	0.84	0.50
1MD325	B	0	20	27	1.08	0.25	0.76	-0.29
1MD325	C	0	30	41	1.31	0.17	0.94	-0.21
1MD325	D	0	0	0	0.00	0.00	0.00	0.00
1MD326	*	-1	1820	96	1.51	0.03	0.00	-0.06
1MD326	A	1	68	92	2.02	0.13	0.90	0.34
1MD326	B	0	4	5	1.10	0.38	0.89	-0.17
1MD326	C	0	2	3	-0.39	0.08	0.16	-0.34
1MD326	D	0	0	0	0.00	0.00	0.00	0.00
1MD327	*	-1	1808	95	1.53	0.03	0.00	0.01
1MD327	A	1	67	78	1.75	0.14	0.90	0.44
1MD327	B	0	15	17	0.39	0.26	0.81	-0.42
1MD327	C	0	4	5	0.85	0.21	0.80	-0.12
1MD327	D	0	0	0	0.00	0.00	0.00	0.00
1MD328	*	-1	1813	96	1.53	0.03	0.00	0.01
1MD328	A	1	71	88	1.59	0.12	0.97	0.31
1MD328	B	0	6	7	0.80	0.41	1.20	-0.17
1MD328	C	0	4	5	0.24	0.40	0.55	-0.26
1MD328	D	0	0	0	0.00	0.00	0.00	0.00

ItemID	Response	Score	n	n %	Avg. Prsn Msr	SE	OUT.MSQ	PTME
1MD329	*	-1	1823	96	1.52	0.03	0.00	-0.03
1MD329	A	1	66	93	1.84	0.11	0.95	0.30
1MD329	B	0	2	3	0.94	0.25	0.60	-0.16
1MD329	C	0	3	4	0.69	0.38	0.52	-0.25
1MD329	D	0	0	0	0.00	0.00	0.00	0.00
1MD33	*	-1	1824	96	1.51	0.03	0.00	-0.06
1MD33	A	1	57	81	2.13	0.18	1.11	0.26
1MD33	B	0	4	6	1.33	0.21	0.99	-0.11
1MD33	C	0	9	13	1.13	0.50	2.24	-0.23
1MD33	D	0	0	0	0.00	0.00	0.00	0.00
1MD410	*	-1	1745	92	1.51	0.03	0.00	-0.05
1MD410	A	1	116	78	1.92	0.11	1.10	0.26
1MD410	B	0	20	13	1.19	0.25	1.23	-0.20
1MD410	C	0	13	9	1.20	0.23	1.14	-0.15
1MD410	D	0	0	0	0.00	0.00	0.00	0.00
1MD421	*	-1	1727	91	1.48	0.03	0.00	-0.10
1MD421	A	1	62	37	2.74	0.14	0.91	0.52
1MD421	B	0	81	49	1.43	0.09	0.69	-0.50
1MD421	C	0	24	14	1.98	0.22	1.49	0.00
1MD421	D	0	0	0	0.00	0.00	0.00	0.00
1NBT21	*	-1	1817	96	1.52	0.03	0.00	-0.02
1NBT21	A	1	44	57	2.33	0.15	0.81	0.63
1NBT21	B	0	14	18	0.72	0.30	0.68	-0.36
1NBT21	C	0	19	25	0.80	0.16	0.57	-0.40
1NBT21	D	0	0	0	0.00	0.00	0.00	0.00

ItemID	Response	Score	n	n %	Avg. Prsn Msr	SE	OUT.MSQ	PTME
1NBT22	*	-1	1823	96	1.51	0.03	0.00	-0.04
1NBT22	A	1	53	75	2.17	0.16	1.00	0.48
1NBT22	B	0	10	14	0.90	0.26	0.70	-0.32
1NBT22	C	0	8	11	0.80	0.21	0.60	-0.31
1NBT22	D	0	0	0	0.00	0.00	0.00	0.00
1NBT23	*	-1	1814	96	1.52	0.03	0.00	-0.02
1NBT23	A	1	55	69	2.04	0.15	0.91	0.48
1NBT23	B	0	11	14	0.45	0.28	0.53	-0.40
1NBT23	C	0	14	18	1.08	0.26	1.13	-0.22
1NBT23	D	0	0	0	0.00	0.00	0.00	0.00
1NBT24	*	-1	1801	95	1.51	0.03	0.00	-0.06
1NBT24	A	1	78	84	2.09	0.12	0.90	0.46
1NBT24	B	0	10	11	0.76	0.19	0.54	-0.35
1NBT24	C	0	5	5	0.63	0.17	0.43	-0.27
1NBT24	D	0	0	0	0.00	0.00	0.00	0.00
1NBT25	*	-1	1824	96	1.50	0.03	0.00	-0.09
1NBT25	A	1	61	87	2.33	0.14	0.93	0.36
1NBT25	B	0	7	10	1.21	0.38	0.90	-0.28
1NBT25	C	0	2	3	0.73	0.32	0.37	-0.22
1NBT25	D	0	0	0	0.00	0.00	0.00	0.00
1NBT31	*	-1	1824	96	1.53	0.03	0.00	0.01
1NBT31	A	1	45	64	1.85	0.18	1.08	0.41
1NBT31	B	0	13	19	0.62	0.24	0.79	-0.31
1NBT31	C	0	12	17	0.89	0.36	1.34	-0.20
1NBT31	D	0	0	0	0.00	0.00	0.00	0.00

ItemID	Response	Score	n	n %	Avg. Prsn Msr	SE	OUT.MSQ	PTME
1NBT310	*	-1	1821	96	1.53	0.03	0.00	0.03
1NBT310	A	1	40	55	1.69	0.19	1.37	0.36
1NBT310	B	0	10	14	0.51	0.42	0.97	-0.27
1NBT310	C	0	23	32	0.97	0.19	1.08	-0.19
1NBT310	D	0	0	0	0.00	0.00	0.00	0.00
1NBT311	*	-1	1822	96	1.51	0.03	0.00	-0.06
1NBT311	A	1	45	63	2.42	0.14	0.84	0.57
1NBT311	B	0	21	29	1.27	0.19	0.86	-0.39
1NBT311	C	0	6	8	0.70	0.30	0.40	-0.34
1NBT311	D	0	0	0	0.00	0.00	0.00	0.00
1NBT312	*	-1	1818	96	1.52	0.03	0.00	-0.03
1NBT312	A	1	61	80	1.94	0.14	0.94	0.36
1NBT312	B	0	11	14	1.25	0.20	0.98	-0.19
1NBT312	C	0	4	5	0.20	0.20	0.31	-0.34
1NBT312	D	0	0	0	0.00	0.00	0.00	0.00
1NBT313	*	-1	1821	96	1.52	0.03	0.00	-0.01
1NBT313	A	1	60	82	1.83	0.13	0.89	0.45
1NBT313	B	0	10	14	0.60	0.36	0.91	-0.35
1NBT313	C	0	3	4	0.20	0.51	0.46	-0.26
1NBT313	D	0	0	0	0.00	0.00	0.00	0.00
1NBT314	*	-1	1820	96	1.51	0.03	0.00	-0.06
1NBT314	A	1	52	70	2.15	0.17	1.11	0.33
1NBT314	B	0	17	23	1.38	0.20	1.01	-0.25
1NBT314	C	0	5	7	1.19	0.20	0.69	-0.17
1NBT314	D	0	0	0	0.00	0.00	0.00	0.00

ItemID	Response	Score	n	n %	Avg. Prsn Msr	SE	OUT.MSQ	PTME
1NBT315	*	-1	1808	95	1.53	0.03	0.00	0.01
1NBT315	A	1	51	59	1.89	0.17	1.13	0.42
1NBT315	B	0	18	21	1.10	0.17	0.99	-0.16
1NBT315	C	0	17	20	0.61	0.20	0.65	-0.36
1NBT315	D	0	0	0	0.00	0.00	0.00	0.00
1NBT316	*	-1	1813	96	1.53	0.03	0.00	0.01
1NBT316	A	1	55	68	1.70	0.15	1.12	0.33
1NBT316	B	0	13	16	0.87	0.27	1.04	-0.24
1NBT316	C	0	13	16	1.04	0.12	0.88	-0.17
1NBT316	D	0	0	0	0.00	0.00	0.00	0.00
1NBT317	*	-1	1823	96	1.52	0.03	0.00	-0.03
1NBT317	A	1	48	68	1.91	0.13	1.05	0.24
1NBT317	B	0	11	15	1.83	0.25	1.65	0.03
1NBT317	C	0	12	17	1.12	0.17	0.70	-0.33
1NBT317	D	0	0	0	0.00	0.00	0.00	0.00
1NBT318	*	-1	1824	96	1.51	0.03	0.00	-0.06
1NBT318	A	1	43	61	2.48	0.20	1.15	0.48
1NBT318	B	0	19	27	1.24	0.24	1.10	-0.32
1NBT318	C	0	8	11	0.82	0.25	0.55	-0.30
1NBT318	D	0	0	0	0.00	0.00	0.00	0.00
1NBT319	*	-1	1817	96	1.52	0.03	0.00	-0.02
1NBT319	A	1	58	75	1.96	0.16	1.10	0.43
1NBT319	B	0	10	13	1.01	0.25	0.90	-0.21
1NBT319	C	0	9	12	0.44	0.34	0.58	-0.36
1NBT319	D	0	0	0	0.00	0.00	0.00	0.00

ItemID	Response	Score	n	n %	Avg. Prsn Msr	SE	OUT.MSQ	PTME
1NBT32	*	-1	1823	96	1.51	0.03	0.00	-0.04
1NBT32	A	1	45	63	2.32	0.16	0.85	0.53
1NBT32	B	0	17	24	1.19	0.24	1.04	-0.30
1NBT32	C	0	9	13	0.64	0.24	0.45	-0.38
1NBT32	D	0	0	0	0.00	0.00	0.00	0.00
1NBT320	*	-1	1814	96	1.52	0.03	0.00	-0.02
1NBT320	A	1	54	68	1.76	0.17	1.54	0.13
1NBT320	B	0	15	19	1.90	0.27	2.61	0.10
1NBT320	C	0	11	14	0.78	0.24	0.69	-0.29
1NBT320	D	0	0	0	0.00	0.00	0.00	0.00
1NBT321	*	-1	1802	95	1.51	0.03	0.00	-0.05
1NBT321	A	1	63	68	2.18	0.14	0.96	0.43
1NBT321	B	0	8	9	0.72	0.20	0.45	-0.32
1NBT321	C	0	21	23	1.35	0.17	0.96	-0.26
1NBT321	D	0	0	0	0.00	0.00	0.00	0.00
1NBT322	*	-1	1824	96	1.50	0.03	0.00	-0.09
1NBT322	A	1	64	91	2.28	0.14	0.96	0.30
1NBT322	B	0	4	6	0.61	0.32	0.40	-0.34
1NBT322	C	0	2	3	1.93	0.20	1.26	-0.04
1NBT322	D	0	0	0	0.00	0.00	0.00	0.00
1NBT323	*	-1	1824	96	1.53	0.03	0.00	0.01
1NBT323	A	1	39	56	1.88	0.20	1.30	0.38
1NBT323	B	0	14	20	0.68	0.26	0.80	-0.31
1NBT323	C	0	17	24	1.12	0.28	1.57	-0.15
1NBT323	D	0	0	0	0.00	0.00	0.00	0.00

ItemID	Response	Score	n	n %	Avg. Prsn Msr	SE	OUT.MSQ	PTME
1NBT324	*	-1	1821	96	1.53	0.03	0.00	0.03
1NBT324	A	1	43	59	1.84	0.16	0.95	0.54
1NBT324	B	0	12	16	0.56	0.13	0.59	-0.28
1NBT324	C	0	18	25	0.52	0.28	0.87	-0.37
1NBT324	D	0	0	0	0.00	0.00	0.00	0.00
1NBT325	*	-1	1822	96	1.51	0.03	0.00	-0.06
1NBT325	A	1	52	72	2.26	0.14	0.93	0.47
1NBT325	B	0	4	6	0.63	0.43	0.43	-0.29
1NBT325	C	0	16	22	1.23	0.22	0.88	-0.35
1NBT325	D	0	0	0	0.00	0.00	0.00	0.00
1NBT326	*	-1	1818	96	1.52	0.03	0.00	-0.03
1NBT326	A	1	68	89	1.88	0.13	0.94	0.35
1NBT326	B	0	6	8	0.54	0.23	0.50	-0.33
1NBT326	C	0	2	3	0.87	0.09	0.61	-0.13
1NBT326	D	0	0	0	0.00	0.00	0.00	0.00
1NBT327	*	-1	1821	96	1.52	0.03	0.00	-0.01
1NBT327	A	1	47	64	1.92	0.15	1.01	0.39
1NBT327	B	0	10	14	0.48	0.27	0.47	-0.40
1NBT327	C	0	16	22	1.35	0.29	1.62	-0.12
1NBT327	D	0	0	0	0.00	0.00	0.00	0.00
1NBT328	*	-1	1750	92	1.50	0.03	0.00	-0.06
1NBT328	A	1	90	63	2.26	0.13	1.14	0.46
1NBT328	B	0	35	24	1.21	0.14	0.93	-0.27
1NBT328	C	0	19	13	0.80	0.21	0.60	-0.32
1NBT328	D	0	0	0	0.00	0.00	0.00	0.00

ItemID	Response	Score	n	n %	Avg. Prsn Msr	SE	OUT.MSQ	PTME
1NBT329	*	-1	1744	92	1.50	0.03	0.00	-0.05
1NBT329	A	1	85	57	2.15	0.13	1.35	0.38
1NBT329	B	0	40	27	1.58	0.15	1.36	-0.10
1NBT329	C	0	25	17	0.78	0.10	0.47	-0.39
1NBT329	D	0	0	0	0.00	0.00	0.00	0.00
1NBT33	*	-1	1820	96	1.51	0.03	0.00	-0.06
1NBT33	A	1	62	84	2.16	0.13	0.81	0.51
1NBT33	B	0	3	4	0.33	0.42	0.35	-0.28
1NBT33	C	0	9	12	0.68	0.20	0.49	-0.40
1NBT33	D	0	0	0	0.00	0.00	0.00	0.00
1NBT330	*	-1	1808	95	1.53	0.03	0.00	0.01
1NBT330	A	1	60	70	1.77	0.16	1.19	0.38
1NBT330	B	0	13	15	1.03	0.21	1.07	-0.15
1NBT330	C	0	13	15	0.52	0.19	0.60	-0.34
1NBT330	D	0	0	0	0.00	0.00	0.00	0.00
1NBT331	*	-1	1813	96	1.53	0.03	0.00	0.01
1NBT331	A	1	61	75	1.64	0.15	1.15	0.29
1NBT331	B	0	13	16	0.94	0.19	1.00	-0.21
1NBT331	C	0	7	9	0.89	0.27	0.88	-0.16
1NBT331	D	0	0	0	0.00	0.00	0.00	0.00
1NBT332	*	-1	1824	96	1.52	0.03	0.00	-0.04
1NBT332	A	1	58	83	1.89	0.12	0.99	0.27
1NBT332	B	0	5	7	1.28	0.21	0.83	-0.16
1NBT332	C	0	7	10	1.25	0.31	0.95	-0.20
1NBT332	D	0	0	0	0.00	0.00	0.00	0.00

ItemID	Response	Score	n	n %	Avg. Prsn Msr	SE	OUT.MSQ	PTME
1NBT333	*	-1	1824	96	1.51	0.03	0.00	-0.06
1NBT333	A	1	53	76	2.32	0.18	1.04	0.47
1NBT333	B	0	6	9	0.43	0.20	0.38	-0.34
1NBT333	C	0	11	16	1.02	0.25	0.85	-0.30
1NBT333	D	0	0	0	0.00	0.00	0.00	0.00
1NBT334	*	-1	1817	96	1.52	0.03	0.00	-0.02
1NBT334	A	1	55	71	2.01	0.16	1.17	0.45
1NBT334	B	0	19	25	0.88	0.23	0.87	-0.37
1NBT334	C	0	3	4	0.17	0.20	0.31	-0.24
1NBT334	D	0	0	0	0.00	0.00	0.00	0.00
1NBT335	*	-1	1823	96	1.51	0.03	0.00	-0.04
1NBT335	A	1	60	85	1.97	0.16	1.09	0.25
1NBT335	B	0	7	10	0.75	0.32	0.68	-0.30
1NBT335	C	0	4	6	1.80	0.29	1.68	-0.01
1NBT335	D	0	0	0	0.00	0.00	0.00	0.00
1NBT336	*	-1	1814	96	1.52	0.03	0.00	-0.02
1NBT336	A	1	51	64	1.97	0.16	1.09	0.36
1NBT336	B	0	13	16	1.54	0.32	1.91	-0.04
1NBT336	C	0	16	20	0.72	0.23	0.66	-0.39
1NBT336	D	0	0	0	0.00	0.00	0.00	0.00
1NBT337	*	-1	1805	95	1.51	0.03	0.00	-0.06
1NBT337	A	1	59	66	2.22	0.14	0.99	0.42
1NBT337	B	0	13	15	0.96	0.21	0.62	-0.36
1NBT337	C	0	17	19	1.49	0.18	1.04	-0.18
1NBT337	D	0	0	0	0.00	0.00	0.00	0.00

ItemID	Response	Score	n	n %	Avg. Prsn Msr	SE	OUT.MSQ	PTME
1NBT338	*	-1	1824	96	1.50	0.03	0.00	-0.09
1NBT338	A	1	66	94	2.24	0.14	0.96	0.26
1NBT338	B	0	1	1	0.88	0.00	0.45	-0.14
1NBT338	C	0	3	4	1.02	0.79	0.98	-0.22
1NBT338	D	0	0	0	0.00	0.00	0.00	0.00
1NBT339	*	-1	1824	96	1.53	0.03	0.00	0.01
1NBT339	A	1	34	49	1.60	0.26	2.29	0.11
1NBT339	B	0	28	40	1.40	0.19	1.62	-0.04
1NBT339	C	0	8	11	1.03	0.37	1.01	-0.12
1NBT339	D	0	0	0	0.00	0.00	0.00	0.00
1NBT34	*	-1	1821	96	1.53	0.03	0.00	0.03
1NBT34	A	1	43	59	1.68	0.16	1.04	0.38
1NBT34	B	0	17	23	1.18	0.26	1.62	-0.06
1NBT34	C	0	13	18	0.20	0.30	0.58	-0.43
1NBT34	D	0	0	0	0.00	0.00	0.00	0.00
1NBT340	*	-1	1822	96	1.51	0.03	0.00	-0.06
1NBT340	A	1	54	75	2.16	0.14	1.03	0.35
1NBT340	B	0	12	17	1.34	0.27	1.03	-0.25
1NBT340	C	0	6	8	1.20	0.52	1.28	-0.21
1NBT340	D	0	0	0	0.00	0.00	0.00	0.00
1NBT35	*	-1	1818	96	1.52	0.03	0.00	-0.03
1NBT35	A	1	63	83	1.84	0.14	1.03	0.18
1NBT35	B	0	9	12	1.65	0.32	1.79	-0.03
1NBT35	C	0	4	5	0.54	0.32	0.49	-0.26
1NBT35	D	0	0	0	0.00	0.00	0.00	0.00

ItemID	Response	Score	n	n %	Avg. Prsn Msr	SE	OUT.MSQ	PTME
1NBT36	*	-1	1821	96	1.52	0.03	0.00	-0.01
1NBT36	A	1	64	88	1.75	0.13	0.96	0.36
1NBT36	B	0	6	8	0.70	0.32	0.82	-0.24
1NBT36	C	0	3	4	0.13	0.86	0.58	-0.27
1NBT36	D	0	0	0	0.00	0.00	0.00	0.00
1NBT37	*	-1	1675	88	1.49	0.03	0.00	-0.07
1NBT37	A	1	133	61	2.24	0.10	1.07	0.43
1NBT37	B	0	25	11	1.09	0.26	1.26	-0.20
1NBT37	C	0	61	28	1.15	0.14	1.25	-0.32
1NBT37	D	0	0	0	0.00	0.00	0.00	0.00
1NBT38	*	-1	1820	96	1.51	0.03	0.00	-0.06
1NBT38	A	1	46	62	2.23	0.18	1.08	0.37
1NBT38	B	0	19	26	1.17	0.18	0.76	-0.38
1NBT38	C	0	9	12	1.81	0.21	1.32	-0.03
1NBT38	D	0	0	0	0.00	0.00	0.00	0.00
1NBT39	*	-1	1808	95	1.53	0.03	0.00	0.01
1NBT39	A	1	58	67	1.75	0.17	1.27	0.33
1NBT39	B	0	8	9	0.89	0.27	0.89	-0.16
1NBT39	C	0	20	23	0.90	0.19	0.99	-0.26
1NBT39	D	0	0	0	0.00	0.00	0.00	0.00
1NBT51	*	-1	1813	96	1.53	0.03	0.00	0.01
1NBT51	A	1	70	86	1.53	0.13	1.02	0.15
1NBT51	B	0	6	7	1.22	0.46	1.71	-0.06
1NBT51	C	0	5	6	0.88	0.62	1.77	-0.14
1NBT51	D	0	0	0	0.00	0.00	0.00	0.00

ItemID	Response	Score	n	n %	Avg. Prsn Msr	SE	OUT.MSQ	PTME
1NBT510	*	-1	1824	96	1.52	0.03	0.00	-0.04
1NBT510	A	1	58	83	1.88	0.12	0.98	0.25
1NBT510	B	0	4	6	0.70	0.30	0.49	-0.30
1NBT510	C	0	8	11	1.60	0.30	1.44	-0.07
1NBT510	D	0	0	0	0.00	0.00	0.00	0.00
1NBT511	*	-1	1824	96	1.51	0.03	0.00	-0.06
1NBT511	A	1	48	69	2.43	0.19	1.10	0.51
1NBT511	B	0	11	16	0.81	0.18	0.54	-0.36
1NBT511	C	0	11	16	1.03	0.27	0.80	-0.29
1NBT511	D	0	0	0	0.00	0.00	0.00	0.00
1NBT512	*	-1	1817	96	1.52	0.03	0.00	-0.02
1NBT512	A	1	63	82	1.87	0.14	0.93	0.36
1NBT512	B	0	7	9	0.72	0.49	1.06	-0.24
1NBT512	C	0	7	9	0.73	0.59	1.50	-0.24
1NBT512	D	0	0	0	0.00	0.00	0.00	0.00
1NBT513	*	-1	1823	96	1.51	0.03	0.00	-0.04
1NBT513	A	1	38	54	2.34	0.20	1.08	0.45
1NBT513	B	0	17	24	0.97	0.22	0.66	-0.40
1NBT513	C	0	16	23	1.55	0.21	1.10	-0.13
1NBT513	D	0	0	0	0.00	0.00	0.00	0.00
1NBT514	*	-1	1814	96	1.52	0.03	0.00	-0.02
1NBT514	A	1	60	75	1.96	0.14	0.95	0.45
1NBT514	B	0	12	15	0.64	0.25	0.71	-0.36
1NBT514	C	0	8	10	0.83	0.39	0.89	-0.23
1NBT514	D	0	0	0	0.00	0.00	0.00	0.00

ItemID	Response	Score	n	n %	Avg. Prsn Msr	SE	OUT.MSQ	PTME
1NBT515	*	-1	1806	95	1.51	0.03	0.00	-0.06
1NBT515	A	1	61	69	2.17	0.14	1.02	0.36
1NBT515	B	0	18	20	1.57	0.22	1.40	-0.16
1NBT515	C	0	9	10	0.81	0.18	0.48	-0.34
1NBT515	D	0	0	0	0.00	0.00	0.00	0.00
1NBT516	*	-1	1824	96	1.50	0.03	0.00	-0.09
1NBT516	A	1	45	64	2.65	0.16	0.84	0.57
1NBT516	B	0	10	14	1.32	0.22	0.61	-0.31
1NBT516	C	0	15	21	1.30	0.20	0.66	-0.40
1NBT516	D	0	0	0	0.00	0.00	0.00	0.00
1NBT517	*	-1	1824	96	1.53	0.03	0.00	0.01
1NBT517	A	1	52	74	1.73	0.17	1.03	0.36
1NBT517	B	0	11	16	0.63	0.42	1.33	-0.28
1NBT517	C	0	7	10	0.73	0.13	0.72	-0.19
1NBT517	D	0	0	0	0.00	0.00	0.00	0.00
1NBT518	*	-1	1821	96	1.53	0.03	0.00	0.03
1NBT518	A	1	48	66	1.54	0.17	1.16	0.28
1NBT518	B	0	4	5	0.28	0.79	0.96	-0.21
1NBT518	C	0	21	29	0.95	0.24	1.32	-0.18
1NBT518	D	0	0	0	0.00	0.00	0.00	0.00
1NBT519	*	-1	1822	96	1.51	0.03	0.00	-0.06
1NBT519	A	1	56	78	2.11	0.13	1.00	0.28
1NBT519	B	0	8	11	1.67	0.52	2.66	-0.09
1NBT519	C	0	8	11	1.08	0.40	0.97	-0.28
1NBT519	D	0	0	0	0.00	0.00	0.00	0.00

ItemID	Response	Score	n	n %	Avg. Prsn Msr	SE	OUT.MSQ	PTME
1NBT52	*	-1	1818	96	1.52	0.03	0.00	-0.03
1NBT52	A	1	32	42	2.23	0.22	1.16	0.38
1NBT52	B	0	27	36	1.42	0.17	1.21	-0.22
1NBT52	C	0	17	22	1.37	0.16	0.83	-0.19
1NBT52	D	0	0	0	0.00	0.00	0.00	0.00
1NBT520	*	-1	1821	96	1.52	0.03	0.00	-0.01
1NBT520	A	1	58	79	1.85	0.13	0.88	0.45
1NBT520	B	0	15	21	0.60	0.29	0.88	-0.45
1NBT520	C	0	0	0	0.00	0.00	0.00	0.00
1NBT520	D	0	0	0	0.00	0.00	0.00	0.00
1NBT521	*	-1	1821	96	1.51	0.03	0.00	-0.06
1NBT521	A	1	60	82	2.15	0.14	0.90	0.45
1NBT521	B	0	3	4	1.06	0.39	0.71	-0.15
1NBT521	C	0	10	14	0.74	0.20	0.53	-0.41
1NBT521	D	0	0	0	0.00	0.00	0.00	0.00
1NBT522	*	-1	1808	95	1.53	0.03	0.00	0.01
1NBT522	A	1	47	55	2.04	0.16	0.83	0.52
1NBT522	B	0	8	9	0.45	0.25	0.51	-0.28
1NBT522	C	0	31	36	0.87	0.18	1.22	-0.38
1NBT522	D	0	0	0	0.00	0.00	0.00	0.00
1NBT523	*	-1	1717	91	1.50	0.03	0.00	-0.05
1NBT523	A	1	133	75	1.97	0.10	1.06	0.33
1NBT523	B	0	14	8	1.04	0.24	0.99	-0.18
1NBT523	C	0	30	17	1.12	0.17	1.01	-0.25
1NBT523	D	0	0	0	0.00	0.00	0.00	0.00

ItemID	Response	Score	n	n %	Avg. Prsn Msr	SE	OUT.MSQ	PTME
1NBT524	*	-1	1813	96	1.53	0.03	0.00	0.01
1NBT524	A	1	61	75	1.76	0.13	0.92	0.48
1NBT524	B	0	9	11	0.25	0.22	0.47	-0.40
1NBT524	C	0	11	14	0.80	0.14	0.75	-0.24
1NBT524	D	0	0	0	0.00	0.00	0.00	0.00
1NBT525	*	-1	1824	96	1.52	0.03	0.00	-0.04
1NBT525	A	1	49	70	2.03	0.12	0.89	0.43
1NBT525	B	0	3	4	0.70	0.25	0.42	-0.26
1NBT525	C	0	18	26	1.28	0.18	1.07	-0.33
1NBT525	D	0	0	0	0.00	0.00	0.00	0.00
1NBT526	*	-1	1824	96	1.51	0.03	0.00	-0.06
1NBT526	A	1	50	71	2.34	0.19	1.02	0.45
1NBT526	B	0	8	11	1.14	0.34	0.93	-0.21
1NBT526	C	0	12	17	0.87	0.28	0.80	-0.36
1NBT526	D	0	0	0	0.00	0.00	0.00	0.00
1NBT527	*	-1	1817	96	1.52	0.03	0.00	-0.02
1NBT527	A	1	60	78	1.90	0.15	1.21	0.37
1NBT527	B	0	8	10	0.94	0.32	0.99	-0.20
1NBT527	C	0	9	12	0.69	0.37	0.86	-0.29
1NBT527	D	0	0	0	0.00	0.00	0.00	0.00
1NBT528	*	-1	1824	96	1.51	0.03	0.00	-0.04
1NBT528	A	1	43	61	2.18	0.17	1.05	0.40
1NBT528	B	0	16	23	1.16	0.24	0.94	-0.30
1NBT528	C	0	11	16	1.30	0.36	1.44	-0.19
1NBT528	D	0	0	0	0.00	0.00	0.00	0.00

ItemID	Response	Score	n	n %	Avg. Prsn Msr	SE	OUT.MSQ	PTME
1NBT529	*	-1	1725	91	1.53	0.03	0.00	0.01
1NBT529	A	1	128	76	1.67	0.10	1.04	0.30
1NBT529	B	0	21	12	0.88	0.19	1.07	-0.19
1NBT529	C	0	20	12	0.83	0.23	1.07	-0.20
1NBT529	D	0	0	0	0.00	0.00	0.00	0.00
1NBT53	*	-1	1814	96	1.52	0.03	0.00	-0.02
1NBT53	A	1	58	73	1.94	0.15	0.97	0.40
1NBT53	B	0	9	11	0.80	0.39	0.89	-0.25
1NBT53	C	0	13	16	0.94	0.27	0.93	-0.26
1NBT53	D	0	0	0	0.00	0.00	0.00	0.00
1NBT530	*	-1	1806	95	1.51	0.03	0.00	-0.06
1NBT530	A	1	61	69	2.17	0.14	1.00	0.37
1NBT530	B	0	8	9	1.35	0.32	1.02	-0.16
1NBT530	C	0	19	22	1.29	0.21	1.00	-0.30
1NBT530	D	0	0	0	0.00	0.00	0.00	0.00
1NBT531	*	-1	1824	96	1.50	0.03	0.00	-0.09
1NBT531	A	1	56	80	2.29	0.15	1.11	0.22
1NBT531	B	0	8	11	2.03	0.37	1.82	-0.04
1NBT531	C	0	6	9	1.21	0.27	0.64	-0.26
1NBT531	D	0	0	0	0.00	0.00	0.00	0.00
1NBT532	*	-1	1824	96	1.53	0.03	0.00	0.01
1NBT532	A	1	41	59	1.98	0.20	1.28	0.49
1NBT532	B	0	26	37	0.77	0.14	0.78	-0.42
1NBT532	C	0	3	4	0.24	0.74	0.57	-0.20
1NBT532	D	0	0	0	0.00	0.00	0.00	0.00

ItemID	Response	Score	n	n %	Avg. Prsn Msr	SE	OUT.MSQ	PTME
1NBT533	*	-1	1821	96	1.53	0.03	0.00	0.03
1NBT533	A	1	60	82	1.52	0.15	1.07	0.39
1NBT533	B	0	5	7	-0.15	0.64	0.69	-0.33
1NBT533	C	0	8	11	0.60	0.28	1.01	-0.21
1NBT533	D	0	0	0	0.00	0.00	0.00	0.00
1NBT534	*	-1	1822	96	1.51	0.03	0.00	-0.06
1NBT534	A	1	53	74	2.32	0.13	0.81	0.57
1NBT534	B	0	9	13	0.62	0.23	0.42	-0.46
1NBT534	C	0	10	14	1.17	0.28	0.82	-0.29
1NBT534	D	0	0	0	0.00	0.00	0.00	0.00
1NBT535	*	-1	1818	96	1.52	0.03	0.00	-0.03
1NBT535	A	1	45	59	2.10	0.17	1.03	0.39
1NBT535	B	0	9	12	1.06	0.27	0.77	-0.23
1NBT535	C	0	22	29	1.32	0.15	0.95	-0.25
1NBT535	D	0	0	0	0.00	0.00	0.00	0.00
1NBT536	*	-1	1821	96	1.52	0.03	0.00	-0.01
1NBT536	A	1	48	66	2.05	0.14	0.83	0.56
1NBT536	B	0	12	16	0.67	0.23	0.62	-0.37
1NBT536	C	0	13	18	0.77	0.29	0.80	-0.34
1NBT536	D	0	0	0	0.00	0.00	0.00	0.00
1NBT537	*	-1	1821	96	1.51	0.03	0.00	-0.06
1NBT537	A	1	48	66	2.24	0.17	1.02	0.40
1NBT537	B	0	14	19	1.30	0.27	1.17	-0.26
1NBT537	C	0	11	15	1.24	0.21	0.81	-0.25
1NBT537	D	0	0	0	0.00	0.00	0.00	0.00

ItemID	Response	Score	n	n %	Avg. Prsn Msr	SE	OUT.MSQ	PTME
1NBT538	*	-1	1808	95	1.53	0.03	0.00	0.01
1NBT538	A	1	54	63	1.81	0.17	1.29	0.38
1NBT538	B	0	15	17	0.75	0.21	0.79	-0.28
1NBT538	C	0	17	20	1.01	0.19	1.03	-0.19
1NBT538	D	0	0	0	0.00	0.00	0.00	0.00
1NBT539	*	-1	1813	96	1.53	0.03	0.00	0.01
1NBT539	A	1	58	72	1.62	0.15	1.20	0.23
1NBT539	B	0	11	14	1.23	0.32	1.61	-0.09
1NBT539	C	0	12	15	0.91	0.15	0.83	-0.21
1NBT539	D	0	0	0	0.00	0.00	0.00	0.00
1NBT54	*	-1	1824	96	1.52	0.03	0.00	-0.04
1NBT54	A	1	37	53	2.10	0.16	1.06	0.38
1NBT54	B	0	10	14	1.65	0.21	1.12	-0.06
1NBT54	C	0	23	33	1.32	0.12	0.80	-0.36
1NBT54	D	0	0	0	0.00	0.00	0.00	0.00
1NBT540	*	-1	1824	96	1.51	0.03	0.00	-0.06
1NBT540	A	1	41	59	2.54	0.20	1.01	0.51
1NBT540	B	0	16	23	1.00	0.24	0.77	-0.38
1NBT540	C	0	13	19	1.30	0.33	1.37	-0.23
1NBT540	D	0	0	0	0.00	0.00	0.00	0.00
1NBT55	*	-1	1817	96	1.52	0.03	0.00	-0.02
1NBT55	A	1	63	82	1.96	0.13	0.79	0.52
1NBT55	B	0	7	9	0.65	0.50	1.23	-0.26
1NBT55	C	0	7	9	-0.06	0.38	0.46	-0.44
1NBT55	D	0	0	0	0.00	0.00	0.00	0.00

ItemID	Response	Score	n	n %	Avg. Prsn Msr	SE	OUT.MSQ	PTME
1NBT56	*	-1	1748	92	1.52	0.03	0.00	-0.02
1NBT56	A	1	135	92	1.73	0.09	0.89	0.33
1NBT56	B	0	6	4	0.42	0.58	1.10	-0.21
1NBT56	C	0	5	3	0.02	0.70	0.81	-0.25
1NBT56	D	0	0	0	0.00	0.00	0.00	0.00
1NBT57	*	-1	1824	96	1.51	0.03	0.00	-0.04
1NBT57	A	1	43	61	2.16	0.19	1.28	0.37
1NBT57	B	0	11	16	1.17	0.33	1.15	-0.24
1NBT57	C	0	16	23	1.32	0.20	1.02	-0.23
1NBT57	D	0	0	0	0.00	0.00	0.00	0.00
1NBT58	*	-1	1814	96	1.52	0.03	0.00	-0.02
1NBT58	A	1	65	81	1.95	0.13	0.82	0.52
1NBT58	B	0	8	10	0.37	0.23	0.48	-0.36
1NBT58	C	0	7	9	0.34	0.41	0.62	-0.34
1NBT58	D	0	0	0	0.00	0.00	0.00	0.00
1NBT59	*	-1	1806	95	1.51	0.03	0.00	-0.06
1NBT59	A	1	49	56	2.38	0.15	0.86	0.49
1NBT59	B	0	31	35	1.33	0.15	0.88	-0.39
1NBT59	C	0	8	9	1.23	0.38	0.95	-0.20
1NBT59	D	0	0	0	0.00	0.00	0.00	0.00
1NBT61	*	-1	1824	96	1.50	0.03	0.00	-0.09
1NBT61	A	1	49	70	2.50	0.16	1.03	0.45
1NBT61	B	0	7	10	1.02	0.26	0.48	-0.34
1NBT61	C	0	14	20	1.60	0.17	0.85	-0.25
1NBT61	D	0	0	0	0.00	0.00	0.00	0.00

ItemID	Response	Score	n	n %	Avg. Prsn Msr	SE	OUT.MSQ	PTME
1NBT610	*	-1	1824	96	1.53	0.03	0.00	0.01
1NBT610	A	1	31	44	2.11	0.24	1.27	0.46
1NBT610	B	0	16	23	1.11	0.19	0.96	-0.15
1NBT610	C	0	23	33	0.82	0.23	0.95	-0.35
1NBT610	D	0	0	0	0.00	0.00	0.00	0.00
1NBT611	*	-1	1821	96	1.53	0.03	0.00	0.03
1NBT611	A	1	45	62	1.77	0.15	0.85	0.49
1NBT611	B	0	7	10	0.72	0.23	0.76	-0.16
1NBT611	C	0	21	29	0.50	0.27	0.95	-0.43
1NBT611	D	0	0	0	0.00	0.00	0.00	0.00
1NBT612	*	-1	1822	96	1.51	0.03	0.00	-0.06
1NBT612	A	1	50	69	2.17	0.15	1.17	0.31
1NBT612	B	0	13	18	1.65	0.33	1.64	-0.13
1NBT612	C	0	9	13	1.13	0.24	0.68	-0.28
1NBT612	D	0	0	0	0.00	0.00	0.00	0.00
1NBT613	*	-1	1818	96	1.52	0.03	0.00	-0.03
1NBT613	A	1	56	74	1.95	0.15	1.05	0.30
1NBT613	B	0	5	7	1.05	0.21	0.70	-0.17
1NBT613	C	0	15	20	1.25	0.21	1.06	-0.23
1NBT613	D	0	0	0	0.00	0.00	0.00	0.00
1NBT614	*	-1	1821	96	1.52	0.03	0.00	-0.01
1NBT614	A	1	49	67	1.95	0.14	0.95	0.45
1NBT614	B	0	16	22	1.12	0.26	1.19	-0.22
1NBT614	C	0	8	11	0.36	0.34	0.48	-0.39
1NBT614	D	0	0	0	0.00	0.00	0.00	0.00

ItemID	Response	Score	n	n %	Avg. Prsn Msr	SE	OUT.MSQ	PTME
1NBT615	*	-1	1821	96	1.51	0.03	0.00	-0.06
1NBT615	A	1	59	81	2.19	0.14	0.83	0.49
1NBT615	B	0	10	14	0.48	0.20	0.40	-0.50
1NBT615	C	0	4	5	1.45	0.05	0.91	-0.10
1NBT615	D	0	0	0	0.00	0.00	0.00	0.00
1NBT616	*	-1	1808	95	1.53	0.03	0.00	0.01
1NBT616	A	1	57	66	1.90	0.14	0.83	0.51
1NBT616	B	0	14	16	0.94	0.26	1.08	-0.19
1NBT616	C	0	15	17	0.31	0.20	0.53	-0.45
1NBT616	D	0	0	0	0.00	0.00	0.00	0.00
1NBT617	*	-1	1814	96	1.53	0.03	0.00	0.01
1NBT617	A	1	48	60	1.75	0.17	1.21	0.33
1NBT617	B	0	16	20	1.17	0.19	1.11	-0.14
1NBT617	C	0	16	20	0.88	0.19	0.94	-0.27
1NBT617	D	0	0	0	0.00	0.00	0.00	0.00
1NBT618	*	-1	1824	96	1.52	0.03	0.00	-0.04
1NBT618	A	1	30	43	2.25	0.17	0.95	0.45
1NBT618	B	0	11	16	1.62	0.21	1.04	-0.08
1NBT618	C	0	29	41	1.37	0.13	0.83	-0.39
1NBT618	D	0	0	0	0.00	0.00	0.00	0.00
1NBT619	*	-1	1824	96	1.51	0.03	0.00	-0.06
1NBT619	A	1	50	71	2.40	0.19	0.99	0.51
1NBT619	B	0	10	14	0.73	0.28	0.64	-0.36
1NBT619	C	0	10	14	0.96	0.24	0.71	-0.30
1NBT619	D	0	0	0	0.00	0.00	0.00	0.00

ItemID	Response	Score	n	n %	Avg. Prsn Msr	SE	OUT.MSQ	PTME
1NBT631	*	-1	1750	92	1.50	0.03	0.00	-0.07
1NBT631	A	1	74	51	2.38	0.14	1.07	0.44
1NBT631	B	0	33	23	1.16	0.17	0.86	-0.33
1NBT631	C	0	37	26	1.50	0.14	1.11	-0.19
1NBT631	D	0	0	0	0.00	0.00	0.00	0.00
1NBT639	*	-1	1745	92	1.51	0.03	0.00	-0.03
1NBT639	A	1	89	60	2.02	0.12	1.06	0.38
1NBT639	B	0	25	17	1.18	0.21	1.13	-0.20
1NBT639	C	0	35	23	1.15	0.15	0.98	-0.26
1NBT639	D	0	0	0	0.00	0.00	0.00	0.00
1NBT65	*	-1	1717	91	1.50	0.03	0.00	-0.05
1NBT65	A	1	141	80	2.00	0.09	0.90	0.43
1NBT65	B	0	20	11	0.73	0.21	0.75	-0.32
1NBT65	C	0	16	9	0.84	0.21	0.77	-0.25
1NBT65	D	0	0	0	0.00	0.00	0.00	0.00
1OA21	*	-1	1817	96	1.52	0.03	0.00	-0.02
1OA21	A	1	57	74	2.02	0.14	0.88	0.49
1OA21	B	0	16	21	0.72	0.31	1.03	-0.39
1OA21	C	0	4	5	0.28	0.30	0.38	-0.26
1OA21	D	0	0	0	0.00	0.00	0.00	0.00
1OA210	*	-1	1824	96	1.51	0.03	0.00	-0.04
1OA210	A	1	49	70	2.07	0.18	1.22	0.35
1OA210	B	0	11	16	1.29	0.28	1.06	-0.19
1OA210	C	0	10	14	1.08	0.16	0.70	-0.25
1OA210	D	0	0	0	0.00	0.00	0.00	0.00

ItemID	Response	Score	n	n %	Avg. Prsn Msr	SE	OUT.MSQ	PTME
10A211	*	-1	1814	96	1.52	0.03	0.00	-0.02
10A211	A	1	60	75	1.95	0.14	0.96	0.43
10A211	B	0	13	16	0.44	0.26	0.58	-0.45
10A211	C	0	7	9	1.34	0.32	1.47	-0.08
10A211	D	0	0	0	0.00	0.00	0.00	0.00
10A212	*	-1	1806	95	1.51	0.03	0.00	-0.06
10A212	A	1	78	89	2.04	0.12	0.96	0.34
10A212	B	0	6	7	0.80	0.22	0.55	-0.28
10A212	C	0	4	5	0.97	0.46	0.80	-0.19
10A212	D	0	0	0	0.00	0.00	0.00	0.00
10A213	*	-1	1733	91	1.51	0.03	0.00	-0.03
10A213	A	1	132	82	1.87	0.10	1.07	0.34
10A213	B	0	20	12	0.96	0.21	1.15	-0.23
10A213	C	0	9	6	0.48	0.19	0.51	-0.25
10A213	D	0	0	0	0.00	0.00	0.00	0.00
10A214	*	-1	1824	96	1.50	0.03	0.00	-0.09
10A214	A	1	47	67	2.59	0.16	1.00	0.53
10A214	B	0	17	24	1.22	0.14	0.56	-0.48
10A214	C	0	6	9	1.63	0.17	0.76	-0.15
10A214	D	0	0	0	0.00	0.00	0.00	0.00
10A215	*	-1	1824	96	1.53	0.03	0.00	0.01
10A215	A	1	51	73	1.88	0.16	0.82	0.55
10A215	B	0	13	19	0.31	0.28	0.69	-0.43
10A215	C	0	6	9	0.34	0.25	0.53	-0.27
10A215	D	0	0	0	0.00	0.00	0.00	0.00

ItemID	Response	Score	n	n %	Avg. Prsn Msr	SE	OUT.MSQ	PTME
10A216	*	-1	1821	96	1.53	0.03	0.00	0.03
10A216	A	1	56	77	1.55	0.15	1.01	0.38
10A216	B	0	14	19	0.69	0.27	1.10	-0.25
10A216	C	0	3	4	-0.55	0.80	0.40	-0.32
10A216	D	0	0	0	0.00	0.00	0.00	0.00
10A217	*	-1	1822	96	1.51	0.03	0.00	-0.06
10A217	A	1	52	72	2.31	0.14	0.88	0.54
10A217	B	0	9	13	0.67	0.25	0.46	-0.44
10A217	C	0	11	15	1.27	0.23	0.80	-0.26
10A217	D	0	0	0	0.00	0.00	0.00	0.00
10A218	*	-1	1818	96	1.52	0.03	0.00	-0.03
10A218	A	1	61	80	1.97	0.14	0.90	0.41
10A218	B	0	6	8	1.10	0.21	0.79	-0.17
10A218	C	0	9	12	0.66	0.27	0.69	-0.37
10A218	D	0	0	0	0.00	0.00	0.00	0.00
10A219	*	-1	1746	92	1.51	0.03	0.00	-0.05
10A219	A	1	125	84	1.99	0.10	0.91	0.47
10A219	B	0	16	11	0.21	0.19	0.45	-0.44
10A219	C	0	7	5	0.84	0.37	0.89	-0.17
10A219	D	0	0	0	0.00	0.00	0.00	0.00
10A22	*	-1	1821	96	1.52	0.03	0.00	-0.01
10A22	A	1	43	59	1.86	0.17	1.28	0.29
10A22	B	0	8	11	0.78	0.42	0.75	-0.26
10A22	C	0	22	30	1.37	0.22	1.43	-0.13
10A22	D	0	0	0	0.00	0.00	0.00	0.00

ItemID	Response	Score	n	n %	Avg. Prsn Msr	SE	OUT.MSQ	PTME
10A220	*	-1	1821	96	1.51	0.03	0.00	-0.06
10A220	A	1	56	77	2.24	0.14	0.82	0.52
10A220	B	0	10	14	0.99	0.22	0.67	-0.32
10A220	C	0	7	10	0.61	0.24	0.43	-0.37
10A220	D	0	0	0	0.00	0.00	0.00	0.00
10A221	*	-1	1808	95	1.53	0.03	0.00	0.01
10A221	A	1	60	70	1.82	0.15	0.93	0.44
10A221	B	0	16	19	0.81	0.24	1.08	-0.27
10A221	C	0	10	12	0.45	0.27	0.60	-0.31
10A221	D	0	0	0	0.00	0.00	0.00	0.00
10A222	*	-1	1749	92	1.54	0.03	0.00	0.03
10A222	A	1	108	74	1.71	0.11	0.99	0.47
10A222	B	0	25	17	0.33	0.19	0.74	-0.38
10A222	C	0	12	8	0.47	0.30	0.88	-0.22
10A222	D	0	0	0	0.00	0.00	0.00	0.00
10A223	*	-1	1814	96	1.53	0.03	0.00	0.01
10A223	A	1	53	66	1.85	0.14	0.87	0.50
10A223	B	0	15	19	0.43	0.20	0.56	-0.46
10A223	C	0	12	15	1.05	0.16	0.95	-0.16
10A223	D	0	0	0	0.00	0.00	0.00	0.00
10A224	*	-1	1824	96	1.52	0.03	0.00	-0.04
10A224	A	1	48	69	2.06	0.13	0.91	0.46
10A224	B	0	11	16	1.22	0.21	0.81	-0.27
10A224	C	0	11	16	1.13	0.14	0.66	-0.32
10A224	D	0	0	0	0.00	0.00	0.00	0.00

ItemID	Response	Score	n	n %	Avg. Prsn Msr	SE	OUT.MSQ	PTME
10A225	*	-1	1824	96	1.51	0.03	0.00	-0.06
10A225	A	1	49	70	2.45	0.18	0.90	0.55
10A225	B	0	5	7	1.28	0.33	0.89	-0.14
10A225	C	0	16	23	0.66	0.22	0.60	-0.51
10A225	D	0	0	0	0.00	0.00	0.00	0.00
10A23	*	-1	1817	96	1.52	0.03	0.00	-0.02
10A23	A	1	62	81	2.03	0.13	0.73	0.61
10A23	B	0	8	10	0.44	0.29	0.60	-0.34
10A23	C	0	7	9	-0.22	0.33	0.31	-0.48
10A23	D	0	0	0	0.00	0.00	0.00	0.00
10A24	*	-1	1824	96	1.51	0.03	0.00	-0.04
10A24	A	1	48	69	2.10	0.17	1.17	0.37
10A24	B	0	9	13	0.93	0.17	0.60	-0.29
10A24	C	0	13	19	1.33	0.29	1.29	-0.19
10A24	D	0	0	0	0.00	0.00	0.00	0.00
10A25	*	-1	1814	96	1.52	0.03	0.00	-0.02
10A25	A	1	63	79	1.91	0.14	0.90	0.42
10A25	B	0	7	9	0.95	0.41	1.09	-0.18
10A25	C	0	10	13	0.49	0.34	0.71	-0.37
10A25	D	0	0	0	0.00	0.00	0.00	0.00
10A26	*	-1	1807	95	1.51	0.03	0.00	-0.06
10A26	A	1	73	84	2.14	0.12	0.90	0.44
10A26	B	0	7	8	1.00	0.22	0.65	-0.26
10A26	C	0	7	8	0.73	0.27	0.55	-0.33
10A26	D	0	0	0	0.00	0.00	0.00	0.00

ItemID	Response	Score	n	n %	Avg. Prsn Msr	SE	OUT.MSQ	PTME
10A27	*	-1	1824	96	1.50	0.03	0.00	-0.09
10A27	A	1	50	71	2.50	0.16	1.02	0.46
10A27	B	0	11	16	1.23	0.20	0.63	-0.36
10A27	C	0	9	13	1.51	0.22	0.76	-0.23
10A27	D	0	0	0	0.00	0.00	0.00	0.00
10A28	*	-1	1824	96	1.53	0.03	0.00	0.01
10A28	A	1	47	67	2.04	0.15	0.68	0.65
10A28	B	0	15	21	0.60	0.14	0.64	-0.35
10A28	C	0	8	11	-0.35	0.28	0.28	-0.51
10A28	D	0	0	0	0.00	0.00	0.00	0.00
10A29	*	-1	1821	96	1.53	0.03	0.00	0.03
10A29	A	1	54	74	1.54	0.16	1.12	0.34
10A29	B	0	11	15	0.81	0.23	1.04	-0.17
10A29	C	0	8	11	0.34	0.51	0.97	-0.28
10A29	D	0	0	0	0.00	0.00	0.00	0.00
10A41	*	-1	1822	96	1.51	0.03	0.00	-0.06
10A41	A	1	54	75	2.30	0.13	0.89	0.56
10A41	B	0	14	19	0.90	0.18	0.55	-0.47
10A41	C	0	4	6	0.80	0.35	0.51	-0.25
10A41	D	0	0	0	0.00	0.00	0.00	0.00
10A410	*	-1	1818	96	1.52	0.03	0.00	-0.03
10A410	A	1	56	74	2.03	0.15	0.94	0.44
10A410	B	0	9	12	1.00	0.24	0.76	-0.25
10A410	C	0	11	14	0.92	0.17	0.66	-0.31
10A410	D	0	0	0	0.00	0.00	0.00	0.00

ItemID	Response	Score	n	n %	Avg. Prsn Msr	SE	OUT.MSQ	PTME
10A411	*	-1	1821	96	1.52	0.03	0.00	-0.01
10A411	A	1	57	78	1.95	0.13	0.82	0.59
10A411	B	0	7	10	0.37	0.35	0.50	-0.36
10A411	C	0	9	12	0.34	0.21	0.45	-0.42
10A411	D	0	0	0	0.00	0.00	0.00	0.00
10A412	*	-1	1821	96	1.51	0.03	0.00	-0.06
10A412	A	1	64	88	2.10	0.14	0.87	0.43
10A412	B	0	4	5	0.65	0.38	0.51	-0.26
10A412	C	0	5	7	0.57	0.30	0.47	-0.32
10A412	D	0	0	0	0.00	0.00	0.00	0.00
10A413	*	-1	1748	92	1.52	0.03	0.00	-0.02
10A413	A	1	118	81	1.87	0.10	1.16	0.44
10A413	B	0	12	8	0.31	0.21	0.50	-0.33
10A413	C	0	16	11	0.70	0.20	0.81	-0.27
10A413	D	0	0	0	0.00	0.00	0.00	0.00
10A414	*	-1	1808	95	1.53	0.03	0.00	0.01
10A414	A	1	62	72	1.84	0.14	0.85	0.49
10A414	B	0	8	9	0.47	0.45	0.92	-0.27
10A414	C	0	16	19	0.55	0.18	0.71	-0.37
10A414	D	0	0	0	0.00	0.00	0.00	0.00
10A415	*	-1	1814	96	1.53	0.03	0.00	0.01
10A415	A	1	67	84	1.64	0.13	1.00	0.38
10A415	B	0	6	8	0.45	0.26	0.61	-0.27
10A415	C	0	7	9	0.61	0.21	0.69	-0.24
10A415	D	0	0	0	0.00	0.00	0.00	0.00

ItemID	Response	Score	n	n %	Avg. Prsn Msr	SE	OUT.MSQ	PTME
10A416	*	-1	1824	96	1.52	0.03	0.00	-0.04
10A416	A	1	49	70	1.92	0.13	1.09	0.23
10A416	B	0	5	7	1.28	0.33	0.91	-0.16
10A416	C	0	16	23	1.53	0.18	1.20	-0.15
10A416	D	0	0	0	0.00	0.00	0.00	0.00
10A417	*	-1	1824	96	1.51	0.03	0.00	-0.06
10A417	A	1	59	84	2.26	0.16	0.84	0.51
10A417	B	0	4	6	0.00	0.36	0.32	-0.35
10A417	C	0	7	10	0.53	0.23	0.51	-0.35
10A417	D	0	0	0	0.00	0.00	0.00	0.00
10A418	*	-1	1817	96	1.52	0.03	0.00	-0.02
10A418	A	1	59	77	2.00	0.15	1.05	0.50
10A418	B	0	8	10	0.59	0.29	0.62	-0.30
10A418	C	0	10	13	0.50	0.30	0.65	-0.37
10A418	D	0	0	0	0.00	0.00	0.00	0.00
10A419	*	-1	1824	96	1.51	0.03	0.00	-0.04
10A419	A	1	59	84	2.00	0.15	0.94	0.38
10A419	B	0	8	11	0.82	0.29	0.74	-0.30
10A419	C	0	3	4	0.60	0.76	0.76	-0.22
10A419	D	0	0	0	0.00	0.00	0.00	0.00
10A42	*	-1	1816	96	1.52	0.03	0.00	-0.02
10A42	A	1	28	36	2.23	0.25	1.37	0.36
10A42	B	0	28	36	1.21	0.16	0.80	-0.27
10A42	C	0	22	28	1.45	0.25	1.30	-0.10
10A42	D	0	0	0	0.00	0.00	0.00	0.00

ItemID	Response	Score	n	n %	Avg. Prsn Msr	SE	OUT.MSQ	PTME
10A420	*	-1	1807	95	1.51	0.03	0.00	-0.06
10A420	A	1	58	67	2.23	0.15	1.06	0.40
10A420	B	0	16	18	1.19	0.17	0.71	-0.33
10A420	C	0	13	15	1.48	0.16	0.90	-0.17
10A420	D	0	0	0	0.00	0.00	0.00	0.00
10A421	*	-1	1824	96	1.50	0.03	0.00	-0.09
10A421	A	1	62	89	2.28	0.14	1.01	0.27
10A421	B	0	5	7	1.70	0.33	1.13	-0.11
10A421	C	0	3	4	0.73	0.38	0.41	-0.27
10A421	D	0	0	0	0.00	0.00	0.00	0.00
10A422	*	-1	1824	96	1.53	0.03	0.00	0.01
10A422	A	1	49	70	1.78	0.17	0.98	0.39
10A422	B	0	10	14	0.97	0.30	1.20	-0.16
10A422	C	0	11	16	0.45	0.37	0.94	-0.34
10A422	D	0	0	0	0.00	0.00	0.00	0.00
10A423	*	-1	1741	92	1.51	0.03	0.00	-0.04
10A423	A	1	111	73	2.06	0.11	0.92	0.46
10A423	B	0	24	16	1.03	0.20	1.01	-0.25
10A423	C	0	18	12	0.56	0.20	0.57	-0.35
10A423	D	0	0	0	0.00	0.00	0.00	0.00
10A424	*	-1	1821	96	1.53	0.03	0.00	0.03
10A424	A	1	54	74	1.68	0.13	0.76	0.54
10A424	B	0	7	10	0.20	0.54	1.06	-0.30
10A424	C	0	12	16	0.23	0.29	0.68	-0.40
10A424	D	0	0	0	0.00	0.00	0.00	0.00

ItemID	Response	Score	n	n %	Avg. Prsn Msr	SE	OUT.MSQ	PTME
10A425	*	-1	1726	91	1.53	0.03	0.00	0.01
10A425	A	1	134	80	1.73	0.09	0.89	0.43
10A425	B	0	24	14	0.48	0.20	0.79	-0.35
10A425	C	0	10	6	0.56	0.18	0.65	-0.20
10A425	D	0	0	0	0.00	0.00	0.00	0.00
10A43	*	-1	1822	96	1.51	0.03	0.00	-0.06
10A43	A	1	37	51	2.35	0.16	1.01	0.38
10A43	B	0	14	19	1.65	0.35	1.57	-0.13
10A43	C	0	21	29	1.42	0.21	0.92	-0.31
10A43	D	0	0	0	0.00	0.00	0.00	0.00
10A44	*	-1	1818	96	1.52	0.03	0.00	-0.03
10A44	A	1	36	47	2.04	0.22	1.36	0.25
10A44	B	0	18	24	1.37	0.17	0.92	-0.19
10A44	C	0	22	29	1.58	0.18	1.22	-0.10
10A44	D	0	0	0	0.00	0.00	0.00	0.00
10A45	*	-1	1821	96	1.52	0.03	0.00	-0.01
10A45	A	1	58	79	1.81	0.14	1.02	0.38
10A45	B	0	7	10	0.85	0.12	0.68	-0.22
10A45	C	0	8	11	0.68	0.45	0.92	-0.29
10A45	D	0	0	0	0.00	0.00	0.00	0.00
10A46	*	-1	1821	96	1.51	0.03	0.00	-0.06
10A46	A	1	36	49	2.03	0.23	1.76	0.10
10A46	B	0	10	14	2.12	0.41	2.71	0.07
10A46	C	0	27	37	1.68	0.12	1.06	-0.16
10A46	D	0	0	0	0.00	0.00	0.00	0.00

ItemID	Response	Score	n	n %	Avg. Prsn Msr	SE	OUT.MSQ	PTME
10A47	*	-1	1808	95	1.53	0.03	0.00	0.01
10A47	A	1	61	71	1.85	0.14	0.83	0.49
10A47	B	0	14	16	0.61	0.31	1.18	-0.32
10A47	C	0	11	13	0.48	0.23	0.64	-0.32
10A47	D	0	0	0	0.00	0.00	0.00	0.00
10A48	*	-1	1814	96	1.53	0.03	0.00	0.01
10A48	A	1	67	84	1.68	0.12	0.85	0.46
10A48	B	0	5	6	0.14	0.34	0.49	-0.31
10A48	C	0	8	10	0.46	0.29	0.69	-0.31
10A48	D	0	0	0	0.00	0.00	0.00	0.00
10A49	*	-1	1824	96	1.52	0.03	0.00	-0.04
10A49	A	1	52	74	1.94	0.13	1.00	0.31
10A49	B	0	5	7	1.04	0.24	0.65	-0.23
10A49	C	0	13	19	1.43	0.21	1.14	-0.19
10A49	D	0	0	0	0.00	0.00	0.00	0.00
10A51	*	-1	1825	96	1.51	0.03	0.00	-0.06
10A51	A	1	52	75	2.34	0.17	0.84	0.49
10A51	B	0	5	7	0.61	0.65	1.18	-0.27
10A51	C	0	12	17	0.82	0.28	0.80	-0.37
10A51	D	0	0	0	0.00	0.00	0.00	0.00
10A719	*	-1	1745	92	1.51	0.03	0.00	-0.03
10A719	A	1	124	83	1.88	0.09	0.91	0.40
10A719	B	0	10	7	0.86	0.27	0.99	-0.20
10A719	C	0	15	10	0.56	0.29	0.90	-0.34
10A719	D	0	0	0	0.00	0.00	0.00	0.00

ItemID	Response	Score	n	n %	Avg. Prsn Msr	SE	OUT.MSQ	PTME
10A811	*	-1	1739	92	1.51	0.03	0.00	-0.03
10A811	A	1	120	77	1.79	0.09	1.01	0.25
10A811	B	0	25	16	1.05	0.15	0.94	-0.25
10A811	C	0	10	6	1.41	0.52	3.37	-0.06
10A811	D	0	0	0	0.00	0.00	0.00	0.00
10A812	*	-1	1727	91	1.48	0.03	0.00	-0.10
10A812	A	1	58	35	2.17	0.16	1.83	0.12
10A812	B	0	95	57	1.96	0.10	1.52	-0.04
10A812	C	0	14	8	1.52	0.29	0.95	-0.13
10A812	D	0	0	0	0.00	0.00	0.00	0.00