

Technical Report # 1318

**The Development and Scaling of the easyCBM
CCSS Elementary Mathematics Measures:
Grade 4**

P. Shawn Irvin

Jessica L. Saven

Julie Alonzo

Bitnara Jasmine Park

Daniel Anderson

Gerald Tindal

University of Oregon



behavioral research & teaching

Published by

Behavioral Research and Teaching
University of Oregon • 175 Education
5262 University of Oregon • Eugene, OR 97403-5262
Phone: 541-346-3535 • Fax: 541-346-5689
<http://brt.uoregon.edu>

Note: Funds for this data set used to generate this report come from a federal grant awarded to the UO from the Institute of Education Sciences, U.S. Department of Education: Developing Middle School Mathematics Progress Monitoring Measures (R324A100026 funded from June 2010 - June 2014).

Copyright © 2012. Behavioral Research and Teaching. All rights reserved. This publication, or parts thereof, may not be used or reproduced in any manner without written permission.

The University of Oregon is committed to the policy that all persons shall have equal access to its programs, facilities, and employment without regard to race, color, creed, religion, national origin, sex, age, marital status, disability, public assistance status, veteran status, or sexual orientation. This document is available in alternative formats upon request.

Abstract

The results of formative assessments are regularly used to inform important instructional decisions (e.g., targeted intervention) within a response to intervention (RTI) system of teaching and learning. The validity of such instructional decision-making depends, in part, on the alignment between formative measures and the academic content standards on which classroom instruction is based, as well as the technical adequacy of the measures used in RTI applications. In the following technical report, we describe the development and scaling of the easyCBM Common Core State Standards elementary school mathematics measures for use within an RTI framework. Within a given grade, math items from two distinct item pools were calibrated to a common horizontal scale using a 1-parameter Rasch analysis. The results of the scaling were then used to construct 13 alternate forms designed to be of comparable difficulty – 3 forms designated for seasonal benchmark screening and 10 designated for progress monitoring. Prior and subsequent grade-level math items were added to the benchmark test forms as a basis for constructing a common vertical scale in the future. Evidence of technical adequacy is reported in appendices by both test form and by the full bank of CCSS items piloted and scaled.

The Development and Scaling of the easyCBM CCSS

Elementary Mathematics Measures: Grade 4

The mathematics measures from the easyCBM interim-formative assessment system for grades K-8 were designed for use in a Response to Intervention (RTI) framework (Alonzo, Lai, & Tindal, 2009a, 2009b, 2009c; Alonzo & Tindal, 2009a, 2009b; Lai, Alonzo, & Tindal, 2009), which can be used both for whole-school improvement (Shores & Chester, 2009) as well as to identify students in need of special education services (VanDerHeyden, Witt, & Gilbertson, 2007). A functional RTI system hinges on the use of measures that are aligned with adopted content standards, so that instructional decisions are based on results from student assessment that reflect what they are learning in their classrooms (Fuchs & Fuchs, 2006). The easyCBM measures were originally developed to align with the National Council of Teachers of Mathematics (NCTM) Focal Points Standards (Nese et al., 2010), that were adopted by many states as the basis for teaching mathematics.

In 2010 the Common Core State Standards (CCSS) were released as a guide for preparing students for college and careers (National Governors Association Center for Best Practices & Council of Chief State School Officers, 2010). The subsequent endorsement of the standards by the U.S. Department of Education (2010) and their recommendation of creating assessments that provide improved measurement of student progress toward skills outlined in the CCSS, coincided with a majority of states adopting the CCSS as the basis for student instruction and assessment (National Governors Association Center for Best Practices & Council of Chief State School Officers, 2010). Similarly, developers of curriculum-based measurements (CBM), long used to monitor growth toward general outcomes and skill mastery through multiple short, technically adequate, and sufficiently equivalent test forms (e.g., Deno, 2003; Tindal, 2013), also

began work to align their measures with the CCSS. A study of existing easyCBM math measures to determine the extent to which they were in alignment with the CCSS followed in 2012 (Irvin, Park, Alonzo, & Tindal, 2012a, 2012b; Park, Irvin, Alonzo, & Tindal, 2012).

The 2012 alignment studies found reasonable alignment between the easyCBM mathematics measures and the CCSS for grades K-5; however, gaps across specific grade-level domains and standards remained. Identification of these gaps provided the basis for developing new technically adequate K-5 CCSS-aligned math items and test forms for use in the easyCBM interim-formative assessment system and in RTI application – the development, piloting and scaling of which are discussed in this technical report.

Methods

In developing the easyCBM CCSS mathematics measures, we focused on alignment with the CCSS and accessibility for diverse student populations with a range of achievement levels. The following section outlines the process we used to develop math items and subsequently assemble benchmarking and progress monitoring test forms for use in RTI frameworks of teaching and learning.

Item Development

The K-5 CCSS in mathematics are comprised of four (Grades 1 and 2) or five (Grades K, 3-5) domains that are further divided into 21 – 28 individual standards. Though some grade-level standards were further divided into more granular sub-standards, such sub-standards were treated as part of the larger standard; thus, an item written to a given sub-standard was considered as being written to its parent standard. A total of 3,000 new CCSS math items were written, 500 items in each of grades K-5, based on the gaps in CCSS coverage identified through previous research (Irvin et al., 2012b; Park et al., 2012).

Item writing and review training. Two groups were recruited to develop CCSS math items based on their experience and expertise in mathematics teaching and learning. Four *item writers* for each of three grade bands: K-1, 2-3 and 4-5, and six *item reviewers*, one for each of grades K-5, were recruited. One of the original four item writers voluntarily dropped from the study, and thus, two item writers split their duties within the grade 4-5 band. Writers and reviewers were recruited to develop and review math items appropriate to their expertise. On average, item writers and reviewers had about 14 years of teaching experience in math education, ranging from 3 – 32 years. Each item writer/reviewer held a Bachelor’s degree and 16 of the 18 (including all reviewers) also held a Master’s degree. Item writers were recruited in a manner to balance expertise across general and special education classrooms. All item reviewers had demonstrated expertise in both general and special education and also worked in district leadership positions, for example, as math coaches or curriculum developers.

In December 2012, item writers and reviewers attended one of four mandatory 2.5-hour training webinars, led by the lead project researcher, who was onsite at the offices of Behavioral Research and Teaching (BRT) at the University of Oregon. The webinar training consisted of two main sections. An initial study overview reviewed the context of the research study and described item writing and reviewing duties in detail. Specifically, for each new CCSS math item, item writers and reviewers were required to write a stem (question or prompt) and three answer choices (one correct and two distractors) that were similar in length and complexity level. When constructing distractor options, writers and reviewers were informed that they should be relevant to the math skills required by the problem – ideally targeting a range of plausible student mistakes. Item writers and reviewers could also include graphics for the stem and/or answer options when relevant to the problem. When graphics were called for, item writers provided a

rough sketch and/or description of the graphic, and a graphic artist later created digital images for each of the graphics. The second training section focused on techniques around effective and appropriate item writing, and included principles of quality item/test development as outlined by Haladyna (2004) and Downing (2006a, 2006b), and those around Universal Design for Assessment (e.g., precise construct targets, accessibility to diverse populations, lack of bias) as outlined by Thompson, Johnstone, and Thurlow (2002).

Throughout each section of the webinar training, item writers and reviewers were required to collaboratively participate in activities designed to ensure deep understanding of study roles, including observation and discussion of math items. In other words, a variety of math items were shown to writers and reviewers, followed by a discussion of why they met or did not meet the principles of quality item/test development or why they were (or were not) aligned to the CCSS. The lead researcher, writer and reviewers brainstormed and discussed specific ways in which items could be altered to meet item design principles or better align to an identified CCSS in instances where non-examples were shown. Particular attention was paid to crafting effective distractor options and graphics options associated with math items. Effective multiple-choice items typically have one distractor option that is “closer” to the correct response and one distractor that is “further” from the correct response (Haladyna, 2004) – the third response option being the correct answer for a given math item. Graphics, whether for the stem and/or answer options, are included for a math item only as necessary to meet a targeted content standard and to critically consider and solve a given math problem. This was the manner in which writers were asked to write answer options and include graphics for this study. At the end of the training webinar, the item writing process was again described in detail, including the specific roles of item writers and reviewers, in connection with expected timelines and

deliverables. The PowerPoint Slides used in the webinar training were adapted from those used in Anderson, Irvin, Patarapichayatham, Alonzo, and Tindal (2012), and are shown in Appendix A.

Item writing. In general, item writers and reviewers worked concurrently to write, edit and revise 500 new CCSS-aligned math items (four item sets) in each of grades K-5. Specifically, item writers wrote 250 new math items: 125 items (in each of two items sets) for each grade of their assigned grade band (i.e., K-1, 2-3 or 4-5). For example, “item writer 1” was assigned to write 125 math items in each of Grades K and 1 to align with the targeted CCSS. Table 1 displays the math item writing plan for fourth grade by item set and CCSS. Item writers iteratively wrote and submitted items to the lead researcher (and item reviewers) in small batches between January and March 2013, typically submitting between 10-25 items at a time for further review and editing. Throughout the iterative item writing process, item writers and reviewers were in contact with the lead researcher by email and phone to hone their skills, and thus, the quality and consistency of math items produced.

Item review. We conducted three separate stages of item review prior to item scaling: (a) review by contracted item reviewers, (b) an internal review by University of Oregon education researchers at BRT, and (c) an external review by individuals without prior connection to the items. The first review took place concurrently with item writing, in which a single item reviewer was assigned to review all 500 math items for a given grade level (K-5). Prior to contracted item reviewers receiving items, the lead researcher briefly reviewed the small batches of submitted items for completeness, accuracy and features consistent with effective item writing discussed during the webinar training (e.g., effective items, Universal Design for Assessment), subsequently passing them to the assigned reviewer concurrent with the item writing process.

Item reviewers then carefully reviewed *and edited* each grade level math item for completeness, accuracy and features consistent with effective item writing discussed during the webinar training – this included editing for distractor and graphical option appropriateness. Further, because item reviewers had access to 125 items from each of four item writers, they also edited math items that were too similar (across item writers) while attempting to maintain the content and skill intention of the item writers.

For the second stage of item review, all math items (subsequent to graphics development – see below) were uploaded to a secure website to be reviewed as students would see them in the online easyCBM formative assessment environment. Math items were then assigned and reviewed internally by a group of university education researchers from BRT. Reviewers included university faculty and doctoral students in education research with experience in test and item development. During the internal review, reviewers again analyzed and edited items for mathematical correctness while also looking for possible bias or features inconsistent with Universal Design for Assessment principles. Additionally, internal reviewers ensured that all items were formatted in a consistent manner. All reviewers during this stage had been trained and taken part in a previous internal review of middle school math items (Anderson et al., 2012), and thus, were deemed competent to serve on the internal review team in the current study. A team of external reviewers without prior connection to the item development conducted the final item review. We contracted with three individuals who did not have item writing or mathematics teaching/assessment experience to review math items (on the secure website) for mathematical accuracy, consistent formatting, and audio file accuracy (see below). Our intention behind this manner of external review was to have a “fresh look” at the math items apart from the item writers, various reviewers and the lead researcher, all of whom had had considerable prior

contact with the math items.

Graphics and audio development. We contracted with a professional graphics artist to produce images for all math items. The artist used Adobe Illustrator to develop simple and clear line drawings without shading consistent with Universal Design for Assessment recommendations (Thompson et al., 2002). The artist produced graphics only when explicitly requested by the item writer/reviewer – a development option for the stem and/or the answer options for a given math item. The artist produced each item graphic based on either a detailed written description or a hand-drawn/electronic version (e.g., a jpeg found on the Internet) provided by an item writer/reviewer. Graphic images were iteratively edited based on feedback from the three review stages. We also contracted an individual to produce audio recordings of *written text* in all math items. In the easyCBM online assessment system, students have the option to click on a speaker button next to the stem and/or distractor answer, which results in having the text-based portions of the item “read-aloud” to them. Audio recordings were reviewed and revised as necessary during the second and third review stages during item development.

Scaling

We carried out four primary steps during the scaling of the new K-5 CCSS math items: (a) developing a piloting plan, (b) selecting anchor items from the existing NCTM-based easyCBM and the new CCSS math item pools to create pilot forms, (c) recruiting subjects and piloting the items, and (d) calibrating grade-level items to a common scale.

Piloting plan. For each of grades K-5, we developed a common piloting plan, comprised of 15 total pilot forms, to guide pilot form creation. We included 32 total math items in each form for grade K-1, and 41 total items for grades 2-5. Of the 32 or 41 items in a given pilot

form, we dedicated 5 horizontal anchor items to link to the previous pilot form and 5 horizontal anchor items to link to the subsequent pilot form. For example, pilot form 2 had 5 anchor items linking to pilot form 1, and 5 anchor items linking to pilot form 3. This meant that there were 22 unique math items in each of the grade-level pilot forms for grades K-1, and 31 for grades 2-5. Of the 10 total anchor items within a given pilot form, 5 were selected from the existing easyCBM item pool – items originally written to the NCTM Focal Point Standards (Nese et al., 2010), though deemed aligned to the CCSS in recent alignment studies (Irvin et al., 2012b; Park et al., 2012), and 5 were selected from the new CCSS-based item pool. For simplicity and clarity, these two pools will hereto be referred to as *NCTM* and *CCSS* item pools, though it should be noted that all items used in this project from both pools had been deemed aligned to the CCSS (the full combined CCSS item bank).

By including horizontal anchors from both item pools, we were able to more than double the size of the overall item pool from which we would select items to create the operational CCSS test forms by calibrating the two original pools to a common scale. Additionally, this saved valuable item writing and review resources. It should be noted that unlike the piloting plan used for the easyCBM CCSS middle school math measure development study (see Anderson et al., 2012), vertical (across-grade) anchor items were not included in the K-5 piloting. Rather, we included prior- and subsequent-grade math items in the operationalized test forms for grades 1-5 (and prior-grade items for grade K) in order to calibrate a common scale over the 2013-2014 academic year, reasoning far more students would provide item-level information for the operationalized items as a basis for future review of technical adequacy of items and test forms (see form creation, below). The grades 3-5 piloting plan, showing the number and placement of horizontal anchor items selected from both the existing NCTM as well

as the CCSS item pools, is displayed in Table 2.

Choosing anchors and creating pilot forms. A team of four researchers (including the lead researcher) collaborated to select the anchor items from the NCTM and CCSS pools for pilot forms. One of the researchers had a Ph.D. in Educational Measurement and Evaluation, and two were doctoral students in the University of Oregon's Educational Methodology, Policy, and Leadership program. The researcher with the Ph.D. and both doctoral students were familiar with the math item development and items, as they had worked with the lead researcher during item writing and had served on the internal item review team.

As mentioned earlier, anchor items for the current piloting were selected from two different item pools by four researchers. Items selected from the K-5 NCTM pool had been previously piloted and scaled (Alonzo et al., 2009a, 2009b, 2009c; Alonzo & Tindal, 2009a, 2009b; Lai et al., 2009), and thus, item-level information was available to guide anchor selection. Researchers followed a number of guidelines when selecting anchor items from the NCTM pool. Anchor items were selected to balance estimated difficulty across all 15 pilot forms (easy, medium, hard), while also falling within the acceptable range of mean-square outfit values (0.5 to 1.5) recommended for reliable measurement in high-stakes multiple-choice test construction (Wright & Linacre, 1994).

A further constraint for selection of anchor items from the NCTM pool was that they be aligned to the CCSS. Based on results from Irvin et al. (2012b) and Park et al. (2012), we cross-walked NCTM Focal Point Standards and CCSS that were associated with each other when NCTM-written items were deemed aligned to particular CCSS in the alignment studies. In this manner, items originally written to the NCTM Focal Point Standards, though not necessarily included in the 2012 alignment studies, were deemed aligned to the CCSS and included in the

pool from which we selected anchor items in the current study (in addition to those items specifically deemed aligned in the earlier studies). Lastly, we attempted to stratify anchor items selected from the NCTM pool by CCSS. For instance, in fourth grade there are 5 different CCSS domains with a total of 37 unique anchor items needed to populate the 15 pilot forms; thus, 8-9 items were selected from each CCSS domain in fourth grade and stratified across pilot forms as evenly as possible.

Empirically estimated item-level information was not available for items in the new CCSS pool; thus, it was impossible to know the difficulty or mean-square outfit of items in the K-5 CCSS pool to guide anchor selection. Therefore, we adopted the same anchor item selection process used in our previous easyCBM CCSS middle school math item development study (see Anderson et al., 2012, p. 9 and 22), whereby our team of four researchers worked together to select appropriate anchor items for pilot forms based on: (a) an appropriate number of steps required to respond to the item (typically 2-3), (b) minimal language requirements outside of that needed to solve the math problem, (c) culturally unbiased (e.g., a blend of diverse names, avoiding overrepresentation of subject matter unrelated to the targeted math knowledge/skills), (d) direct alignment to targeted CCSS, and (e) consistency with principles of Universal Design for Assessment. As was the case for anchor items selected from the NCTM pool, those selected from the CCSS pool were stratified by CCSS domain in an attempt to balance representation within and across each grade-level pilot form.

After we selected horizontal anchor items, we created 15 pilot forms for each of grades K-5. For all grades, the first 4 items of each pilot form were unique items written to the CCSS as part of this study. The next 10 items (items 5-14) of each form were horizontal anchor items. We populated items 5-9 with anchor items selected from the NCTM pool, and items 10-14 with

anchor items selected from the CCSS pool. For both bands of anchor items (5-9 and 10-14), either 2 or 3 items linked to previous or the following pilot forms as shown in Table 2. It should be noted that pilot forms 1 and 15 shared either 2 or 3 horizontal anchor items between them, given they were at the “ends” of the line of forms (i.e., form 15 served as the “previous” form to form 1 and vice versa). In keeping with the recommendations of Kolen and Brennan (2004), the placement and order of each anchor item were held constant on a given pilot form. Finally, the unique items were last: items 15-32 for grades K-1, and 15-41 for grades 2-5. All unique items were stratified within and across pilot forms by standard and domain as appropriate and possible to balance content representation.

Participant recruiting and participation. Over the winter and spring of 2013, teachers from K-5 classrooms were recruited to participate in the pilot individually and at the district level through the easyCBM (<http://www.easycbm.com>) and BRT websites (<http://www.brtprojects.org/about/current-research>), and through existing research cooperative relationships around the country. To protect confidentiality, districts, schools and teachers interested in participating were informed in writing that identifying information (e.g., demographics) would not be collected on students or teachers, and only information relevant to meeting research partnership status would be collected at the school and district levels (e.g., the total number of participating students per district or school). At the same time, interested participants were also given general details concerning the piloting process, described more specifically below, to make clear the study requirements.

A minimum of 200 student responses per item is desirable to obtain stable and accurate item calibrations using the 1-parameter logistic Rasch model in a concurrent equating design, as was used in the current study. To fulfill this minimum response requirement, we needed to

recruit 3000 students (15 forms * 200 responses) for each of grades K-5. We were, however, constrained by the end of the academic calendar and recruitment resources, and thus, we did not meet the minimum desirable response requirements for each form (and item). In total, 7,700 students and 329 teachers from 140 schools, in 132 districts, across 33 states participated in the piloting portion of the study that began on May 15, 2013 and ended on June 15, 2013. The following number of students participated in the pilot by grade: 731 (grade K), 1,124 (grade 1), 1,136 (grade 2), 1,685 (grade 3), 1,499 (grade 4) and 1,525 (grade 5). Final pilot participation statistics by grade and form are given in Table 3.

Piloting process. Once they agreed to participate, teachers were given detailed instructions on how to access the secure piloting website, how to have their students select the appropriate grade level (K-5), and how their students would begin and take the online test. Students were instructed to use scrap paper as necessary, but *not* to use calculators to complete any math items. Once students selected their appropriate grade, they were shown a title screen that prompted them to begin the test by clicking an onscreen button when ready. Students were then immediately administered one of 15 grade-level pilot forms. The administered test form was automatically assigned by the piloting website, based on the number of students who had *completed* that form previously. In other words, students were assigned the grade-level pilot form with the fewest number of completions across all students in the pilot. Student responses (a, b, or c) were automatically recorded in a secure online database based on which response option a student selected, with the position in which the three answer options (a, b, or c) were displayed on the students' computer screens randomized each time an item was administered. Given that pilot forms were assigned based on the number of times they had been completed and that answer options were randomly rotated each time an item was administered, cheating was a

limited concern. A screen capture of a fourth grade math item demonstrative of how all items displayed on the pilot website (and indeed the K-8 easyCBM formative assessment system) is shown in Figure 1.

Batting Averages

Name	Average
Lefty Louis	.236
Slugger Sue	.309
Billy Bunter	.217
Henry Homer	.368

Who has the 3rd highest average?

Slugger Sue
 Billy Bunter
 Lefty Louis

Back **Next** ➔

Figure 1. Screen capture of math item illustrating online display of math items in the pilot study and easyCBM assessment system.

Item calibration. All math items, including those from the larger and previously-existing NCTM pool, were calibrated to the same scale using a 1-parameter logistic (1PL) Rasch model in a concurrent equating design using Winsteps 3.6.8 (Linacre, 2009). In the Rasch model, a special case of the 1-parameter logistic model in which the item discrimination parameter is constrained to 1.0 and student ability is freely estimated (Linacre, 2008), all item and student parameters are estimated simultaneously from a single data file that contains all student responses, grades K-5. The concurrent equating design estimates student ability based on their responses to items, treating any non-responses as missing. Items are placed on the same scale through the inclusion of anchor items across grade level forms, displayed in Table 2.

The Rasch model is defined as

$$P(X_{is} = 1|\theta_s, \beta_i) = \frac{\exp[(\theta_s - \beta_i)]}{1 + \exp[(\theta_s - \beta_i)]} \quad (1)$$

where:

P = probability,

X_{is} = the response of student s to math item i ,

θ_s = the estimated ability of student s , and

β_i = the estimated difficulty of math item i (DeMars, 2010).

We chose the more parsimonious 1PL Rasch model because it appears to fit these data well, and also because we had a large final item bank of CCSS math items (full CCSS item bank) for grades K-5, which we analyzed for functioning and used to construct the operational easyCBM test forms. In other words, we had a surplus of items from which to construct test forms, enabling us to eliminate those items that did not function well from the full CCSS item bank.

Test form creation. Within each of grades K-5, we constructed 13 alternate test forms designed to be of comparable difficulty (3 to be used as seasonal benchmark screening tests and 10 to be used as progress monitoring tests) to make up the CCSS Math portion of the easyCBM formative assessment system. All test forms consisted of items that appeared to function well, while counterbalancing CCSS domain representation within and across each grade level form as possible. To construct the test forms, we first eliminated all items from the full CCSS item bank that appeared to not fit the 1PL Rasch model with regard to estimated *mean square outfit*.

Wright and Linacre (1994) simulated and analyzed hundreds of datasets, recommending that mean square outfit values between 0.5 and 1.5 could be interpreted as productive for measurement purposes for multiple-choice test construction, with values > 2.0 considered

degrading to the measurement system. As an initial step in test form construction, we thus eliminated any item from contention that had mean square outfit smaller than 0.49 or greater than 1.49.

After eliminating such items, within each grade we sorted the remaining items in ascending order by the associated CCSS domain and the estimated difficulty of items (easiest to most difficult). Within each grade, there were either 4 (grades 1 and 2) or 5 (grades K, 3-5) CCSS domains we attempted to counterbalance within and across test forms. Thus, we attempted to select the same number of items from each CCSS domain across the 13 test forms at a given grade level, though this was not possible in all instances, as some CCSS domains were underrepresented relative to others. To accomplish counterbalancing CCSS domain representation while maintaining form comparability, we selected *sets* of 13 items of roughly comparable difficulty. We sought a range of difficulty between these selected item sets, including items with “reach” into the easier end of the difficulty spectrum, being cognizant that the operational tests would be used to assess diverse student populations, from both the special education and general education populations, within an RTI framework. In terms of the layout of selected math items within test forms, we clustered items within CCSS domain, and then ordered them from easiest to most difficult. We reasoned that construct-irrelevant variance would likely be lessened if students were jumping between domains less often, and if the math skill requirements of problems “ramped up” from lower- to higher-order within each domain.

The final step in the test form creation process was our selection of horizontal anchor items between grade level seasonal benchmarks to allow for *within-year* growth estimation, and vertical anchors between seasonal benchmarks *across* grades as a basis for constructing a developmental scale score after the 2013-2014 academic year. The same team of four

researchers who selected anchors during piloting, selected anchor items for the operational test forms using the same process and guidelines previously described because they were intimately familiar with the math items and the item/test development process.

We selected horizontal anchor items for each benchmark using a within-grade linking design. Within each grade, 5 horizontal anchors were selected to link the fall and winter benchmarks, and 5 to link the winter and spring; thus, each fall and spring benchmark test form had 5 horizontal anchor items, while the winter test had 10. Horizontal anchor items were selected from those items already making up the benchmark tests at that point in the test form creation process. At this point, we had constructed 13 test forms designed to be of comparable difficulty in each of grades K-5, each test form consisting of 25 (grades K-2) or 30 (grades 3-5) math items.

We then selected vertical anchor items from the constructed test forms, adding 5 (grade K) or 10 (grades 1-5) math items to the end of each benchmark test in a manner that linked adjacent grade level benchmarks of the same season. For example, we selected 5 first grade math items from the fall benchmark to add on to the end of the fall Kindergarten benchmark (linking fall grade K to fall grade 1). When a grade was adjacent to two other grades (i.e., grade 3 is adjacent to both grades 2 and 4), additional vertical anchors were appended to the end of the seasonal benchmark test forms. For example, the fourth grade fall benchmark included 5 vertical anchor items from the third grade fall benchmark and 5 items from the fifth grade fall benchmark. Within each test form, adjacent grade-level vertical anchor items were ordered from easiest to most difficult based on the estimated difficulty of each item – the same manner in which unique and horizontal anchor items were ordered with respect to CCSS domain – and were appended to the end of each seasonal benchmark in the order of subsequent and then prior

grade, respectively. This pattern of vertical anchor linking prior and adjacent grades continued for all seasonal benchmarks for each of grades K-5 (and also grades 6-8, though those results are not included in this series of technical reports). Student responses to vertical anchor items over the 2013-2014 academic year will serve as the basis for constructing a cross-grade developmental scale as we move toward the reporting of a scale score in future years.

Results

As a result of item development and test creation efforts described in this study, we constructed 13 alternate test forms: 3 designated for seasonal benchmarking and 10 designated for progress monitoring, in each of grades K-5. We designed the test forms to be aligned with the CCSS in mathematics, to be of comparable difficulty within grade, and to be accessible for diverse student populations with a wide range of achievement. We loaded K-5 tests into the easyCBM database for use as online formative CCSS math assessments and released them for use in fall 2013.

The results of our analyses are reported separately by grade (K-5), each in its own technical report. For fourth grade, each seasonal benchmark consists of 40 total math items, including 5 vertical anchor items linked to each of the respective grade 3 and grade 5 benchmarks. Each progress-monitoring test form consists of 30 unique math items. The item difficulties for each of the 13 fourth grade test forms are displayed in Table 4.

Item Statistics

We present the results of the 1PL Rasch analysis in ascending order by test form and for the full CCSS fourth grade item bank in Appendices B and D, respectively. When examining item information in these appendices, it is important to highlight two statistics critical to evaluating item functioning within the context of Rasch-based test development: the estimated

difficulty and indicator of *discrimination*. The difficulty parameter, β_i in equation 1, represents the estimation of how difficult item i is relative to all other items in the analytic sample, with approximate possible values ranging from -3 (easiest items) to +3 (most difficult items) in the standardized scale – the same scale on which student ability (θ_s) is reported (DeMars, 2010). An estimated difficulty equal to 0 could then be interpreted as a student with average ability would have an equal probability of getting the answer correct as incorrect. Individual item difficulties are averaged across forms, representing an average difficulty of each test form as displayed in Table 4, to evaluate form equivalence. The average difficulty across all 13 fourth grade test forms is 0.388 (range = 0.362 to 0.407), or slightly above average difficulty.

The second statistic that warrants highlighting is the indicator of item discrimination. As noted earlier, the 1PL Rasch analysis constrains the discrimination parameter to 1.0 (DeMars, 2010; Linacre, 2008). Though discrimination statistics are included for each item in Appendices B and D, it is important to distinguish that this item statistic is *not a true estimation of* item discrimination, but rather *an rough indicator of* item discrimination, approximated during a post-hoc calculation by WINSTEPS (Linacre, 2008). Interpretation of discrimination values in 1PL Rasch analysis is the same as those freely estimated in, for example, a 2-parameter logistic model; though, caution is warranted given they are merely rough indicators in this study. Discrimination values > 1.2 are considered very high (more productive for measurement purposes), while values < 0.5 are considered very low, when item difficulty and student ability are estimated in the standardized scale (DeMars, 2010), as is the case in our analysis.

Distractor Analysis

We present response option statistics in ascending order by test form and for the full CCSS fourth grade item bank in Appendices C and E, respectively. Interpretation of statistics

within these appendices is similar to item level interpretation, but is presented for each of the three response options. We coded the correct response option as A for all items, while the * represents missing data (those students included in the analytic sample who did not respond to the given item either by choice, if administered the pilot form containing the item, or simply because they were not administered that form). We analyzed distractors, seeking to retain well-functioning items in which students with the highest average estimated ability selected the correct answer choice, thus demonstrating the highest average person measure, while students with lower average estimated ability selected one of the remaining answer options. As described earlier, we attempted to write items with one near distractor and one far distractor. Items functioning well would thus demonstrate near distractors with average person measure values slightly below that of the correct response option and far distractors with lower average person measure values.

Discussion

As instruction in public schools across the United States moves in closer alignment with the CCSS, it is important for formative student assessment to also move in that direction given that the results of such assessment are regularly used to inform instructional decision-making within RTI contexts. To a growing degree, the validity of instructional decision-making in these contexts depends on both the alignment between adopted formative assessments and the CCSS and also the technical adequacy of such assessments. In this series of technical reports, we described the development and scaling of the easyCBM CCSS Math assessments for grades K-5, designed for use within an RTI framework of instruction and formative assessment in elementary classrooms.

References

- Alonzo, J., Lai, C. F., & Tindal, G. (2009a). The development of K-8 progress monitoring measures in mathematics for use with the 2% and general education populations: Grade 2 (Technical Report No. 0920). Eugene, OR: Behavioral Research and Teaching: University of Oregon.
- Alonzo, J., Lai, C. F., & Tindal, G. (2009b). The development of K-8 progress monitoring measures in mathematics for use with the 2% and general education populations: Grade 3 (Technical Report No. 0902). Eugene, OR: Behavioral Research and Teaching, University of Oregon.
- Alonzo, J., Lai, C. F., & Tindal, G. (2009c). The development of K-8 progress monitoring measures in mathematics for use with the 2% and general education populations: Grade 4 (Technical Report No. 0903). Eugene, OR: Behavioral Research and Teaching, University of Oregon.
- Alonzo, J., & Tindal, G. (2009a). The development of K-8 progress monitoring measures in mathematics for use with the 2% and general education populations: Grade 1 (Technical Report No. 0919). Eugene, OR: Behavioral Research and Teaching, University of Oregon.
- Alonzo, J., & Tindal, G. (2009b). The development of K-8 progress monitoring measures in mathematics for use with the 2% and general education populations: Kindergarten (Technical Report No. 0921). Eugene, OR: Behavioral Research and Teaching, University of Oregon.
- Anderson, D., Irvin, P. S., Patarapichayatham, C., Alonzo, J., & Tindal, G. (2012). The development and scaling of the easyCBM CCSS middle school mathematics measures

- (Technical Report No. 1207). Eugene, OR: Behavioral Research and Teaching, University of Oregon.
- DeMars, C. (2010). *Item response theory*. New York: Oxford University Press.
- Deno, S. (2003). Developments in curriculum-based measurement. *The Journal of Special Education, 37*, 184-192. doi: 10.1177/00224669030370030801
- Downing, S. M. (2006a). Selected-response item formats in test development. In S. M. Downing & T. M. Haladyna (Eds.), *Handbook of test development* (pp. 287-301). Mahwah, New Jersey: Lawrence Erlbaum Associates.
- Downing, S. M. (2006b). Twelve steps for effective test development. In S. M. Downing & T. M. Haladyna (Eds.), *Handbook of test development* (pp. 3-25). Mahwah, New Jersey: Lawrence Erlbaum Associates.
- Fuchs, D., & Fuchs, L. S. (2006). Introduction to response to intervention: What, why and how valid is it? *Reading Research Quarterly, 41*, 93-99. doi: 10.1598/RRQ.41.1.4
- Haladyna, T. M. (2004). *Developing and validating multiple-choice test items* (3rd ed.). London: Routledge.
- Irvin, P. S., Park, B. J., Alonzo, J., & Tindal, G. (2012a). The alignment of the easyCBM grades 6-8 math measures to the Common Core State Standards (Technical Report No. 1230). Eugene, OR: Behavioral Research and Teaching, University of Oregon.
- Irvin, P. S., Park, B. J., Alonzo, J., & Tindal, G. (2012b). The alignment of the easyCBM grades K-2 math measures to the Common Core State Standards (Technical Report No. 1228). Eugene, OR: Behavioral Research and Teaching, University of Oregon.
- Kolen, M. J., & Brennan, R. L. (2004). *Test equating: Methods and practices* (2nd ed.). New York: Springer-Verlag.

- Lai, C. F., Alonzo, J., & Tindal, G. (2009). The development of K-8 progress monitoring measures in mathematics for use with the 2% and general education populations: Grade 5 (Technical Report No. 0901). Eugene, OR: Behavioral Research and Teaching, University of Oregon.
- Linacre, J. M. (2008). A user's guide to WINSTEPS MINISTEP Rasch-model computer programs. Chicago, IL.
- Linacre, J. M. (2009). WINSTEPS Rasch measurement computer program: version 3.6.8.
- National Governors Association Center for Best Practices, & Council of Chief State School Officers. (2010). Common Core State Standards. Washington D.C.: National Governors Association Center for Best Practices and Council of Chief State School Officers.
- Nese, J. F. T., Lai, C. F., Anderson, D., Park, B. J., Tindal, G., & Alonzo, J. (2010). The Alignment of easyCBM Math Measures to Curriculum Standards (Technical Report No. 1002). Eugene, OR: Behavioral Research and Teaching, University of Oregon.
- Park, B. J., Irvin, P. S., Alonzo, J., & Tindal, G. (2012). The alignment of the easyCBM grades 3-5 math measures to the Common Core State Standards (Technical Report No. 1229). Eugene, OR: Behavioral Research and Teaching, University of Oregon.
- Shores, C., & Chester, K. (2009). *Using RTI for school improvement: Raising every student's achievement scores*. Thousand Oaks, CA: Corwin Press: A SAGE Company.
- Thompson, S. J., Johnstone, C. J., & Thurlow, M. L. (2002). *Universal design applied to large scale assessments* (Synthesis Report 44). Minneapolis, MN: University of Minnesota, National Center on Educational Outcomes. Retrieved December 1, 2012, from: <http://www.cehd.umn.edu/nceo/OnlinePubs/Synthesis44.html>.
- Tindal, G. (2013). Curriculum-based measurement: A brief history of nearly everything from the

1970s to the present. *ISRN Education (International Scholarly Research Network)*, 29.

doi: 10.1155/2013/958530

U.S. Department of Education. (2010). ESEA Blueprint for Reform. Washington, D.C.: Office of Planning, Evaluation and Policy Development,.

VanDerHeyden, A. M., Witt, J. C., & Gilbertson, D. (2007). A Multi-Year Evaluation of the Effects of a Response to Intervention (RTI) Model on Identification of Children for Special Education. *Journal of School Psychology*, 45(2), 225-256.

Wright, B. D., & Linacre, J. M. (1994). Reasonable mean-square fit values. *Rasch Measurement Transactions*, 8, 370.

Table 1
Fourth Grade Item Writing Plan by CCSS Standard

CCSS Standard	Item Set 1	Item Set 2	Item Set 3	Item Set 4	Existing BM Align	Total
OA1	6	6	6	7	1	25
OA2	3	3	2	2	5	10
OA3	5	5	5	5	3	20
OA4	6	6	7	6	0	25
OA5	5	5	5	5	3	20
NBT1	4	4	4	3	1	15
NBT2	4	3	4	4	1	15
NBT3	4	4	3	4	1	15
NBT4	5	5	5	5	0	20
NBT5	4	4	3	4	3	15
NBT6	5	5	5	5	0	20
NF1	3	4	4	4	1	15
NF2	4	4	4	3	1	15
NF3	4	3	4	4	1	15
NF4	5	5	5	5	0	20
NF5	5	5	5	5	0	20
NF6	0	0	0	0	8	0
NF7	3	4	4	4	2	15
MD1	3	3	2	2	3	10
MD2	0	0	0	0	16	0
MD3	2	2	3	3	3	10
MD4	5	5	5	5	0	20
MD5	5	5	5	5	0	20
MD6	5	5	5	5	0	20
MD7	5	5	5	5	1	20
G1	9	8	8	8	0	33
G2	8	8	8	9	0	33
G3	8	9	9	8	0	34
Set total	111	111	112	111	45	500

Note. Item Sets 1-4 reflect items written to each CCSS standard based on results from our previous alignment study (Park et al., 2012), reflected in Existing BM Align column. Total represents the number of math items written to a given CCSS standard in the current study.

easyCBM CCSS Fourth Grade Math Measure Development

Table 2
Grades 3-5 Piloting Plan

Form	C1	C2	C3	C4	C5	C6	C7	C8	C9	C10	C11	C12	C13	C14	C15	Anchor	Unique	Total
1	5	-	-	-	-	-	-	-	-	-	-	-	-	-	-	5	31	36
2	3	2	-	-	-	-	-	-	-	-	-	-	-	-	-	2	31	36
3	-	2	3	-	-	-	-	-	-	-	-	-	-	-	-	3	31	36
4	-	-	3	2	-	-	-	-	-	-	-	-	-	-	-	2	31	36
5	-	-	-	2	3	-	-	-	-	-	-	-	-	-	-	3	31	36
6	-	-	-	-	3	2	-	-	-	-	-	-	-	-	-	2	31	36
7	-	-	-	-	-	2	3	-	-	-	-	-	-	-	-	3	31	36
8	-	-	-	-	-	-	3	2	-	-	-	-	-	-	-	2	31	36
9	-	-	-	-	-	-	-	2	3	-	-	-	-	-	-	3	31	36
10	-	-	-	-	-	-	-	-	3	2	-	-	-	-	-	2	31	36
11	-	-	-	-	-	-	-	-	-	2	3	-	-	-	-	3	31	36
12	-	-	-	-	-	-	-	-	-	-	3	2	-	-	-	2	31	36
13	-	-	-	-	-	-	-	-	-	-	-	2	3	-	-	3	31	36
14	-	-	-	-	-	-	-	-	-	-	-	-	3	2	-	2	31	36
15	-	-	-	-	-	-	-	-	-	-	-	-	-	2	3	0	31	36

Form	N1	N2	N3	N4	N5	N6	N7	N8	N9	N10	N11	N12	N13	N14	N15	Anchor	Unique	Total
1	5	-	-	-	-	-	-	-	-	-	-	-	-	-	-	5	31	36
2	2	3	-	-	-	-	-	-	-	-	-	-	-	-	-	3	31	36
3	-	3	2	-	-	-	-	-	-	-	-	-	-	-	-	2	31	36
4	-	-	2	3	-	-	-	-	-	-	-	-	-	-	-	3	31	36
5	-	-	-	3	2	-	-	-	-	-	-	-	-	-	-	2	31	36
6	-	-	-	-	2	3	-	-	-	-	-	-	-	-	-	3	31	36
7	-	-	-	-	-	3	2	-	-	-	-	-	-	-	-	2	31	36
8	-	-	-	-	-	-	2	3	-	-	-	-	-	-	-	3	31	36
9	-	-	-	-	-	-	-	3	2	-	-	-	-	-	-	2	31	36
10	-	-	-	-	-	-	-	-	2	3	-	-	-	-	-	3	31	36
11	-	-	-	-	-	-	-	-	-	3	2	-	-	-	-	2	31	36
12	-	-	-	-	-	-	-	-	-	-	2	3	-	-	-	3	31	36
13	-	-	-	-	-	-	-	-	-	-	-	3	2	-	-	2	31	36
14	-	-	-	-	-	-	-	-	-	-	-	-	2	3	-	3	31	36
15	-	-	-	-	-	-	-	-	-	-	-	-	-	3	2	0	31	36

Note. C = CCSS pool anchor item; N = NCTM pool anchor item. Anchor items appearing in a vertical column (both CCSS or NCTM) were shared between the specified forms. For example, form 3 and form 4 shared 3 anchor items from the CCSS pool (set C3) and 2 from the NCTM pool (set N3).

Table 3
 Grades K-5 Piloting Participation Statistics

Grade K			Grade 1			Grade 2		
Form	Completed	Started	Form	Completed	Started	Form	Completed	Started
1	48	55	1	77	84	1	97	110
2	48	51	2	70	79	2	72	251
3	50	57	3	78	102	3	85	96
4	49	56	4	87	114	4	69	76
5	48	52	5	70	77	5	66	78
6	48	52	6	70	85	6	66	78
7	48	52	7	73	82	7	66	73
8	50	52	8	72	93	8	70	80
9	50	55	9	76	85	9	89	95
10	48	51	10	73	86	10	79	88
11	52	81	11	73	87	11	75	85
12	48	54	12	86	89	12	80	104
13	47	58	13	80	99	13	69	82
14	49	70	14	70	116	14	84	85
15	48	52	15	69	77	15	69	71
Form Average	49	57	Form Average	75	90	Form Average	76	97
Grade 3			Grade 4			Grade 5		
Form	Completed	Started	Form	Completed	Started	Form	Completed	Started
1	107	250	1	104	118	1	97	135
2	107	197	2	94	112	2	110	132
3	114	128	3	89	101	3	99	123
4	118	159	4	103	115	4	95	143
5	122	139	5	119	141	5	93	102
6	114	128	6	89	95	6	99	156
7	122	146	7	91	103	7	97	110
8	110	266	8	91	111	8	118	152
9	106	115	9	104	121	9	116	133
10	106	123	10	110	118	10	103	128
11	109	116	11	89	104	11	93	113
12	119	146	12	89	118	12	100	142
13	109	170	13	103	110	13	100	121
14	116	192	14	108	232	14	111	139
15	106	136	15	116	138	15	94	105
Form Average	112	161	Form Average	100	122	Form Average	102	129

Note. Many test forms were started though not completed, thus, the number of student responses per item varies within form, as shown in Appendices B and D.

easyCBM CCSS Fourth Grade Math Measure Development

Table 4

Fourth Grade Item Difficulties by Test Form (without adjacent grade vertical anchor items)

Item #	PM1	PM2	PM3	PM4	PM5	PM6	PM7	PM8	PM9	PM10	BMF	BMW	BMS	Mean
1	-0.48	-0.39	-0.36	-0.35	-0.33	-0.32	-0.32	-0.31	-0.22	-0.20	-0.41	-0.41	-0.41	-0.347
2	0.96	0.93	0.91	0.87	0.89	0.90	0.77	0.77	0.82	0.85	0.98	1.01	1.04	0.900
3	1.63	1.69	1.56	1.75	1.69	1.81	1.66	1.88	1.66	1.88	1.55	1.53	1.53	1.678
4	0.39	0.41	0.28	0.33	0.49	0.49	0.47	0.37	0.44	0.43	0.45	0.45	0.45	0.419
5	0.59	0.64	0.64	0.64	0.65	0.66	0.66	0.66	0.69	0.69	0.67	0.67	0.67	0.656
6	1.20	1.29	1.29	1.31	1.00	1.00	1.11	1.34	1.34	1.37	1.32	1.32	1.32	1.247
7	-0.78	-0.74	-0.78	-0.70	-0.78	-0.79	-0.82	-0.81	-0.86	-0.86	-0.76	-0.76	-0.76	-0.785
8	-0.39	-0.38	-0.45	-0.37	-0.40	-0.37	-0.36	-0.35	-0.35	-0.34	-0.43	-0.43	-0.42	-0.388
9	-0.24	-0.22	-0.22	-0.23	-0.25	-0.26	-0.28	-0.27	-0.28	-0.28	-0.24	-0.24	-0.24	-0.250
10	0.13	0.13	0.09	0.11	0.12	0.15	0.15	0.16	0.16	0.16	0.14	0.14	0.14	0.137
11	0.46	0.42	0.44	0.46	0.47	0.45	0.51	0.52	0.42	0.44	0.49	0.49	0.49	0.466
12	0.71	0.73	0.76	0.76	0.79	0.76	0.77	0.79	0.78	0.80	0.72	0.72	0.72	0.755
13	0.98	1.00	1.01	0.90	0.88	0.91	0.91	0.94	0.95	0.98	0.88	0.88	0.90	0.932
14	1.29	1.30	1.30	1.31	1.31	1.32	1.34	1.34	1.36	1.32	1.35	1.35	1.35	1.326
15	1.51	1.52	1.57	1.59	1.61	1.61	1.54	1.60	1.59	1.60	1.55	1.55	1.55	1.568
16	2.05	2.02	2.08	2.03	2.06	2.06	1.97	1.97	2.00	2.13	2.10	2.10	2.10	2.052
17	2.58	2.57	2.56	2.46	2.59	2.68	2.48	2.40	2.59	2.39	2.42	2.42	2.40	2.503
18	-1.78	-1.78	-1.76	-1.77	-1.66	-1.70	-1.65	-1.68	-1.66	-1.75	-1.7	-1.71	-1.71	-1.716
19	-1.47	-1.43	-1.46	-1.48	-1.46	-1.49	-1.49	-1.41	-1.43	-1.41	-1.42	-1.42	-1.42	-1.445
20	-1.29	-1.28	-1.29	-1.29	-1.28	-1.24	-1.25	-1.22	-1.22	-1.26	-1.26	-1.26	-1.26	-1.262
21	-0.91	-0.90	-0.93	-0.91	-0.92	-0.92	-0.87	-0.89	-0.89	-0.93	-0.89	-0.89	-0.89	-0.903
22	-0.72	-0.77	-0.73	-0.71	-0.70	-0.70	-0.70	-0.69	-0.68	-0.69	-0.72	-0.72	-0.72	-0.712
23	-0.22	-0.22	-0.21	-0.20	-0.20	-0.20	-0.19	-0.19	-0.18	-0.17	-0.18	-0.18	-0.18	-0.194
24	0.12	0.10	0.13	0.10	0.12	0.15	0.13	0.16	0.14	0.15	0.16	0.17	0.17	0.138
25	0.53	0.54	0.52	0.52	0.52	0.56	0.59	0.59	0.56	0.56	0.55	0.55	0.55	0.549
26	0.86	0.86	0.85	0.85	0.83	0.89	0.87	0.86	0.89	0.89	0.86	0.86	0.86	0.864
27	1.76	1.78	1.73	1.74	1.78	1.87	1.79	1.89	1.87	1.86	1.80	1.80	1.80	1.805
28	-0.32	-0.29	-0.15	-0.10	-0.21	-0.32	-0.08	-0.05	-0.06	-0.04	-0.04	0.04	0.04	-0.122
29	0.51	0.47	0.53	0.54	0.52	0.40	0.36	0.38	0.35	0.35	0.42	0.41	0.41	0.435
30	1.19	1.18	1.18	1.30	1.32	1.44	1.46	1.21	1.23	1.29	1.51	1.51	1.52	1.334
Mean	0.362	0.373	0.370	0.382	0.382	0.393	0.384	0.399	0.400	0.407	0.396	0.398	0.400	0.388

Note. PM1 to PM10 = Progress Monitoring Form 1 to Form 10; BMF = Benchmark Fall, BMW = Benchmark Winter, BMS = Benchmark Spring; Green = horizontal anchor items.

Appendix A: Training Materials

Common Core State Standards (CCSS) Math Item Writing and Review

Supplementing the easyCBM math
assessment system

easyCBM

- easyCBM is an online benchmark and progress monitoring assessment system.
- Designed to inform teachers' classroom-based instructional decisions
- Used within Response to Intervention (RTI)

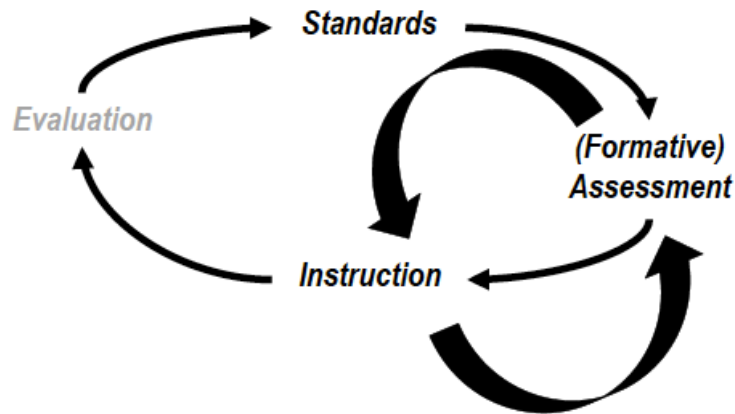
easyCBM in Use

- What are your experiences with easyCBM?

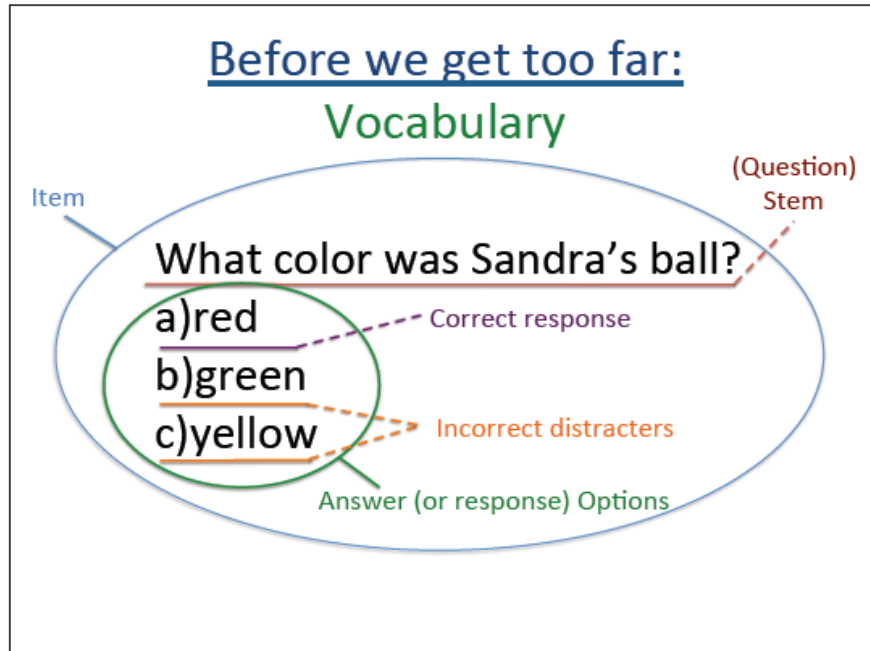
Popularity of the System

- Registered users in all 50 states
 - Over 2 million students in the system
 - Over 800,000 teachers in the system
- Growing exponentially
 - Over 9000 new registered teacher users every month; with district-level subscribers growing

Within RTI (very general)



Standards, instruction and assessment must align for accurate decision-making and inferences!



Project Overview

- Develop 3,000 new math items for easyCBM in grades K-5; 500 items per grade
 - Aligned with the Common Core State Standards (CCSS)
 - Piloted in April/May to examine their technical adequacy and establish difficulty
 - Developed items will be assembled with existing items that were aligned to CCSS into 20 test forms per grade (60 forms total).
 - Each form will have 25 items for use in easyCBM
 - Anticipated release date of Fall 2013

Existing Items vs. Items to be Developed

Existing Items

- Originally developed for the 2% population (i.e., students performing **well below** grade-level expectations)
- Aligned to the NCTM Focal Point Standards

Items to be Developed

- Should be developed for students performing **at or slightly below** grade-level expectations.
- Aligned to the CCSS

Common Core Standards (see PDF)

Grade K

Standard Domains

- Counting and Cardinality (KCC)
- Operations and Algebraic Thinking (KOA)
- Number and Operations in Base Ten (KNBT)
- Measurement and Data (KMD)
- Geometry (KG)

24 standards divided among 5 domains.

Outline of GrK Items to be Written/Reviewed

	Item Set 2	Item Set 3	Item Set 4	Item Set 5	CCSS BM Align	Total
CC1	5	5	6	6	0	22
CC2	1	1	1	1	6	4
CC3	6	6	5	5	1	22
CC4	1	1	1	1	5	4
CC5	5	5	6	6	3	22
CC6	1	1	1	1	5	4
CC7	6	6	5	5	2	22
G1	1	1	1	1	6	4
G2	1	1	1	1	7	4
G3	10	10	11	11	2	42
G4	1	1	1	1	5	4
G5	11	11	10	10	0	42
G6	1	1	1	1	8	4
MD1	4	4	4	4	5	16
MD2	2	2	2	2	9	8
MD3	19	19	19	19	4	76
NBT1	25	25	25	25	1	100
OA1	5	5	5	5	3	20
OA2	5	5	5	5	3	20
OA3	5	5	5	5	0	20
OA4	5	5	5	5	1	20
OA5	5	5	5	5	3	20
Set Total	125	125	125	125		500

Common Core Standards (see PDF)

Grade 1

Standard Domains

- Operations and Algebraic Thinking (1OA)
- Number and Operations in Base Ten (1NBT)
- Measurement and Data (1MD)
- Geometry (1G)

21 standards divided among 4 domains.

Outline of Gr1 Items to be Written/Reviewed

	Item Set 2	Item Set 3	Item Set 4	Item Set 5	CCSS BM Align	Total
G1	10	10	10	10	4	40
G2	10	10	10	10	5	40
G3	12	11	11	11	1	45
MD1	8	8	8	8	1	32
MD2	8	8	8	8	0	32
MD3	8	8	8	8	0	32
MD4	7	7	7	8	3	29
NBT1	0	0	0	0	7	0
NBT2	1	2	1	1	5	5
NBT3	10	10	10	10	2	40
NBT4	0	0	0	0	6	0
NBT5	10	10	10	10	0	40
NBT6	10	10	10	10	0	40
OA1	0	0	0	0	6	0
OA2	6	6	7	6	4	25
OA3	0	0	0	0	5	0
OA4	6	6	6	7	1	25
OA5	6	7	6	6	1	25
OA6	0	0	0	0	5	0
OA7	6	6	7	6	0	25
OA8	7	6	6	6	3	25
Set Total	125	125	125	125		900

Common Core Standards (see PDF)

Grade 2

Standard Domains

- Operations and Algebraic Thinking (2OA)
- Number and Operations in Base Ten (2NBT)
- Measurement and Data (2MD)
- Geometry (2G)

26 standards divided among 4 domains.

Outline of Gr2 Items to be Written/Reviewed

	Item Set 2	Item Set 3	Item Set 4	Item Set 5	CCSS BM Align	Total
G1	10	10	11	11	0	42
G2	10	11	10	10	3	41
G3	11	11	10	10	0	42
MD1	0	0	0	0	7	0
MD2	3	3	3	3	3	12
MD3	4	3	4	4	0	15
MD4	3	4	4	4	0	15
MD5	4	4	4	3	0	15
MD6	3	3	3	4	2	13
MD7	3	3	3	3	3	12
MD8	4	3	3	3	2	13
MD9	3	4	4	4	0	15
MD10	4	4	4	3	0	15
NBT1	0	0	0	0	10	0
NBT2	5	5	5	5	0	20
NBT3	5	5	5	5	0	20
NBT4	0	0	0	0	7	0
NBT5	1	1	1	2	5	5
NBT6	5	5	5	5	0	20
NBT7	5	5	5	5	2	20
NBT8	5	5	5	5	2	20
NBT9	5	5	5	5	0	20
OA1	2	1	1	1	7	5
OA2	10	10	10	10	3	40
OA3	10	10	10	10	0	40
OA4	10	10	10	10	1	40
	125	125	125	125		500

Common Core Standards (see PDF)

Grade 3

Standard Domains

- Operations and Algebraic Thinking (3OA)
- Number and Operations in Base Ten (3NBT)
- Number and Operations-Fractions (3NF)
- Measurement and Data (3MD)
- Geometry (3G)

25 standards divided among 5 domains.

Outline of Gr3 Items to be Written/Reviewed

	Item Set 2	Item Set 3	Item Set 4	Item Set 5	CCSS BM Align	Total
OA1	5	5	5	5	3	20
OA2	0	0	0	0	5	0
OA3	0	0	0	0	6	0
OA4	5	5	5	5	4	20
OA5	5	5	5	5	2	20
OA6	5	5	5	5	3	20
OA7	0	0	0	0	5	0
OA8	5	5	5	5	3	20
OA9	0	0	0	0	5	0
NBT1	8	9	9	8	0	34
NBT2	9	8	8	8	0	33
NBT3	8	8	8	9	1	33
NF1	0	0	0	0	11	0
NF2	20	20	20	20	1	80
NF3	5	5	5	5	5	20
MD1	3	3	3	4	0	13
MD2	4	3	3	3	0	13
MD3	3	3	4	3	0	13
MD4	3	4	3	3	0	13
MD5	3	3	3	3	0	12
MD6	3	3	3	3	1	12
MD7	3	3	3	3	0	12
MD8	3	3	3	3	1	12
G1	20	20	20	20	4	80
G2	5	5	5	5	15	20
	125	125	125	125		500

Common Core Standards (see PDF)

Grade 4

Standard Domains

- Operations and Algebraic Thinking (4OA)
- Number and Operations in Base Ten (4NBT)
- Number and Operations-Fractions (4NF)
- Measurement and Data (4MD)
- Geometry (4G)

28 standards divided among 5 domains.

Outline of Gr4 Items to be Written/Reviewed

	Item Set 2	Item Set 3	Item Set 4	Item Set 5	CCSS BM Align	Total
OA1	6	6	6	7	1	25
OA2	3	3	2	2	5	10
OA3	5	5	5	5	3	20
OA4	6	6	7	6	0	25
OA5	5	5	5	5	3	20
NBT1	4	4	4	3	1	15
NBT2	4	3	4	4	1	15
NBT3	4	4	3	4	1	15
NBT4	5	5	5	5	0	20
NBT5	4	4	3	4	3	15
NBT6	5	5	5	5	0	20
NF1	3	4	4	4	1	15
NF2	4	4	4	3	1	15
NF3	4	3	4	4	1	15
NF4	5	5	5	5	0	20
NF5	5	5	5	5	0	20
NF6	0	0	0	0	8	0
NF7	3	4	4	4	2	15
MD1	3	3	2	2	3	10
MD2	0	0	0	0	16	0
MD3	2	2	3	3	3	10
MD4	5	5	5	5	0	20
MD5	5	5	5	5	0	20
MD6	5	5	5	5	0	20
MD7	5	5	5	5	1	20
G1	9	8	8	8	0	33
G2	8	8	8	9	0	33
G3	8	9	9	8	0	34
	125	125	125	125		500

Common Core Standards (see PDF)

Grade 5

Standard Domains

- Operations and Algebraic Thinking (5OA)
- Number and Operations in Base Ten (5NBT)
- Number and Operations-Fractions (5NF)
- Measurement and Data (5MD)
- Geometry (5G)

26 standards divided among 5 domains.

Outline of Gr5 Items to be Written/Reviewed

	Item Set 2	Item Set 3	Item Set 4	Item Set 5	CCSS BM Align	Total
OA1	9	9	8	8	1	34
OA2	8	8	8	9	0	33
OA3	8	8	9	8	0	33
NBT1	3	4	4	4	2	15
NBT2	4	4	4	3	2	15
NBT3	5	5	5	5	0	20
NBT4	4	3	4	4	2	15
NBT5	5	5	5	5	0	20
NBT6	4	4	3	4	3	15
NBT7	0	0	0	0	13	0
NF1	0	0	0	0	9	0
NF2	3	4	4	4	2	15
NF3	5	5	5	5	0	20
NF4	4	4	4	3	1	15
NF5	5	5	5	5	0	20
NF6	4	4	3	4	1	15
NF7	4	3	4	4	2	15
MD1	7	7	8	8	0	30
MD2	8	8	7	7	0	30
MD3	0	0	0	0	9	0
MD4	5	5	5	5	3	20
MD5	5	5	5	5	4	20
G1	7	6	6	6	0	25
G2	6	6	6	7	0	25
G3	6	6	7	6	0	25
G4	6	7	6	6	0	25
	125	125	125	125		500

Why So Many New Items?

1. No matter how perfect an item looks, there are always quirks.
 - We need 250-300 “good” items per grade.
 - If we write 500 items per grade, we can “weed out” the poor items.
2. The surplus of items also allows us to assemble items into test forms (i.e., seasonal benchmarks and progress-monitoring) of *comparable difficulty*.

Purpose 1

Example: Two Similar Items

<p>Item 1</p> <div style="border: 1px solid black; width: 100%; height: 100%; display: flex; align-items: center; justify-content: center;">$\frac{2}{3} \times \frac{3}{5} = \underline{\quad}$</div> <p>A. $\frac{6}{15}$ B. $\frac{5}{8}$ C. $\frac{5}{15}$</p>	<p>Item 2</p> <div style="border: 1px solid black; width: 100%; height: 100%; display: flex; align-items: center; justify-content: center;">$\frac{3}{8} + \frac{2}{3} = \underline{\quad}$</div> <p>A. $\frac{1}{4}$ B. $\frac{9}{16}$ C. 1</p>
--	---

Purpose 1

Example (continued)

- Although the previous two items look very similar, our statistical analyses of the items functioning indicate that Item 1 is functioning quite well, while Item 2 is functioning quite poorly.
- Item 2 was determined to be functioning poorly enough that it was removed
- Despite the similarities in item construction, the students' responses to the items are very different (i.e., matching student ability w/ question difficulty).

Purpose 1
Recap

<p>Item 1</p> <div style="border: 1px solid black; width: 150px; height: 100px; margin: 0 auto; display: flex; align-items: center; justify-content: center;">$\frac{2}{3} \times \frac{3}{5} = \underline{\quad}$</div> <p>A. $\frac{6}{15}$ B. $\frac{5}{8}$</p> <p style="text-align: center;">Good Item</p>	<p>Item 2</p> <div style="border: 1px solid black; width: 150px; height: 100px; margin: 0 auto; display: flex; align-items: center; justify-content: center;">$\frac{3}{8} + \frac{2}{3} = \underline{\quad}$</div> <p>A. $\frac{1}{4}$ B. $\frac{9}{16}$</p> <p style="text-align: center;">Poor Item</p>
---	--

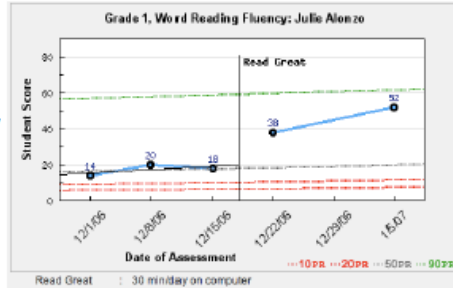
Why? It's difficult to say for sure, but is part of why we need to write a surplus of items

Purpose 2
RTI

- RTI requires multiple test forms of equivalent difficulty
- If forms are not equivalently difficult, assumptions about the growth students make and/or the effectiveness of instruction or an intervention may not be accurate

Purpose 2 (Continued)

- Growth?
 - What if first three forms were unusually difficult and the last two forms were unusually easy?



- We need to have a sufficient number of items to ensure that forms actually are, statistically speaking, equivalently difficult.

Your Role As the Item Writer and
Item Reviewer
*A Concurrent Process of Item
Writing, Reviewing, and Submission*

Your role as the *Item Writer*

- **Become an “item writing expert”**
 - Thoroughly review the CCSS associated with the grade-band you have been assigned (i.e., K-1, 2-3, and 4-5).
 - Review “example items” in ItemSet spreadsheet.
- **Complete two ItemSet spreadsheets, consisting of 125 items for each grade of your assigned grade band (i.e., 125 grade K items, and 125 grade 1 items for K-1 grade band)**
- **Thoroughly review all items written before turning items in to BRT (in batches).**

Your role as the *Item Reviewer*

- **Become an “item writing expert”**
 - Thoroughly review the CCSS associated with the grade that you have been assigned (i.e., K, 1, 2, 3, 4, or 5).
 - Review “example items” in ItemSet spreadsheet.
- **Review and edit 500 grade-level items from the 4 ItemSets (in batches).**
- **Thoroughly review all items written before turning items in to BRT (in batches, by ItemSet).**

Excel ItemSet Template cont.

- Each ItemSet consists of 125 items
- **Item Writers** will write all 125 items and fill out the excel sheet.
 - After writing items into the excel file, the Item Writer should add an underscore and their initials after the version number to save it
 - e.g., Item Writer = **Shawn Irvin**:
G2ItemSet2.xlsx → G2ItemSet2_SI.xlsx
- Each **Item Writer** will write items to specific CCSS, most times multiple items per standard
- The number of items per domain will vary by Item Writer and grade.

Excel ItemSet Template

Item ID	Domain	Standard	Question	Option A (correct)	Option B (incorrect)	Option C (incorrect)	Graphics Description
201.Example	Reason with shapes and their attributes.	Recognize and draw shapes having specified attributes, such as a given number of angles or a given number of equal faces. Identify triangles, quadrilaterals, pentagons, hexagons, and cubes.	Which has more angles?	[img]Item_361exampl_e_A.png[/img]	[img]Item_361exampl_e_B.png[/img]	[img]Item_361exampl_e_C.png[/img]	graphics images for answer choices where: a) has a picture of square, b) has a picture of triangle, and c) has a picture of circle
201.1	Reason with shapes and their attributes.	Recognize and draw shapes having specified attributes, such as a given number of angles or a given number of equal faces. Identify triangles, quadrilaterals, pentagons, hexagons, and cubes.					
201.2	Reason with shapes and their attributes.	Recognize and draw shapes having specified attributes, such as a given number of angles or a given number of equal faces. Identify triangles, quadrilaterals, pentagons, hexagons, and cubes.					
201.3	Reason with shapes and their attributes.	Recognize and draw shapes having specified attributes, such as a given number of angles or a given number of equal faces. Identify triangles, quadrilaterals, pentagons, hexagons, and cubes.					

Write one Question (stem) and three Answer options in these cells

- Option A is **always** the correct answer
- Options B and C are **always** incorrect, but plausible distractor responses

The “home” for all of the items we write and review!!!
 These ItemSet spreadsheets will be passed from Writers to me to Reviewers and back to me for an in-house review.

Item ID Naming Convention

Item ID	Domain	Standard	Question	Option A (Correct)	Option B (Incorrect)	Option C (Incorrect)	Graphics (Description)
2G1.Example	Reason with shapes and their attributes.	Recognize and draw shapes having specified attributes, such as a given number of angles or a given number of equal faces. Identify triangles, quadrilaterals, pentagons, hexagons, and cubes.	Which has more angles?	[img]Item_2G1example_1.png[/img]	[img]Item_2G1example_2.png[/img]	[img]Item_2G1example_3.png[/img]	graphics images for answer choices where: a) has a picture of square, b) has a picture of triangle, and c) has a picture of circle
2G1.1	Reason with shapes and their attributes.	Recognize and draw shapes having specified attributes, such as a given number of angles or a given number of equal faces. Identify triangles, quadrilaterals, pentagons, hexagons, and cubes.					
2G1.2	Reason with shapes and their attributes.	Recognize and draw shapes having specified attributes, such as a given number of angles or a given number of equal faces. Identify triangles, quadrilaterals, pentagons, and cubes.					
2G1.3	Reason with shapes and their attributes.	Recognize and draw shapes having specified attributes, such as a given number of angles or a given number of equal faces. Identify triangles, quadrilaterals, pentagons, hexagons, and cubes.					

2G1.1 = Grade 2 – Geometry domain – Standard 1 – *Item 1*
2G1.2 = Grade 2 – Geometry domain – Standard 1 – *Item 2*
Two items, same domain/standard!

- ### Item ID Naming Convention
- It is crucial that all items written are filled out in the excel sheet appropriately
 - Graphics accompanying an item **MUST BE** given the same ID because the graphic is part of the item.
 - If the wrong ID is assigned to the graphic, it will either be lost or accompany the wrong item.

Graphics (images) in Items

- **First rule of graphics – they are expensive**
 - Adds, on average, around \$50 to the total cost of the item
- **Does this mean graphics should not be used?**
 - No, but it does mean that graphics should only be used if they (a) increase the clarity of the item or (b) are essential to the content of the item (i.e., in geometry)
 - Graphics may be necessary for some standards!
- **There is also no clear research on the effect of adding a graphic to an item (Kettler, Elliott, & Beddow, 2009)**

Graphics in Items (cont.)

- Graphics can be in question/stem, and/or in answer options!
- If you as an Item Writer or Reviewer want to add graphics, they have two options:
 1. Describe what the graphic will look like in detail **in the excel sheet** (recommended if the graphic is simplistic).
 2. Draw the graphic by hand or use clipart from the web in the “Graphics Template” provided.

Describe what the graphic will look like in detail **in the excel sheet** (recommended if the graphic is simplistic).

Item ID	Item	Question	Option A (Correct)	Option B (Incorrect)	Option C (Incorrect)	Graphics Description	
301.Example	Reason with shapes and their attributes.	Recognize and draw shapes having specified attributes, such as a given number of angles or a given number of equal faces. Identify triangles, quadrilaterals, pentagons, hexagons, and cubes.	Which has more angles?	[img]Item_301Example_A.png[/img]	[img]Item_301Example_B.png[/img]	[img]Item_301Example_C.png[/img]	graphics images for answer choices where a) has a square of square, b) has a picture of triangle, and c) has a picture of circle
301.1	Reason with shapes and their attributes.	Recognize and draw shapes having specified attributes, such as a given number of angles or a given number of equal faces. Identify triangles, quadrilaterals, pentagons, hexagons, and cubes.					
301.2	Reason with shapes and their attributes.	Recognize and draw shapes having specified attributes, such as a given number of angles or a given number of equal faces. Identify triangles, quadrilaterals, pentagons, hexagons, and cubes.					
301.3	Reason with shapes and their attributes.	Recognize and draw shapes having specified attributes, such as a given number of angles or a given number of equal faces. Identify triangles, quadrilaterals, pentagons, hexagons, and cubes.					

Protocol for Hand Drawn Graphics

- Draw the graphic by hand using “Graphic Template”
- Matching Item ID exactly!

Note: the unique Item ID

GEOMETRY GRADE 3 4/21/12

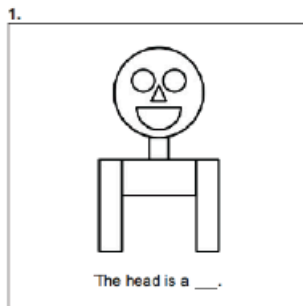
Item 30551 .png

Item _____ .png

Item _____ .png

Item_3055B .png

Protocol for Hand Drawn Graphics (as it is seen in easyCBM)



- A. triangle
- B. circle
- C. square

Protocol for Hand Drawn Graphics


- Use clipart from the web and enter into "Graphics Template"


<http://www.fotosearch.com/>





Note. We will not use any of the clipart in the actual items, but it is a way to communicate approximately what the graphic should look like.


Graphics Template

Item ID: 


Item ID: 

Item ID: 

Item ID: 

Item ID: 

Note: the unique Item ID



Protocol for Hand Drawn Graphics (as it is seen in easyCBM)



Use Basic Codes in ItemSet Spreadsheets

(see ExampleSheet_K-5CCSS.docx for more)

- **Image:** [img]item_7NS3008.png[/img]
- **Division symbol:** $3 \div 4 = 3$ [divide] $4 = 3$ [div]4
- **Long division:** 3[longdiv]42[/longdiv]
- **Square roots:** $\sqrt{25} =$ [squareroot]25[/squareroot]
- **Pi:** $\pi =$ [pi]
- **Vertically stacked add/sub/multiply:**

$$\begin{array}{r} 30:40:12 \\ + 12 \\ \hline \end{array}$$

Excel Sheet (see Example Problems)

Item ID	Domain	Standard	Question	Option A (Correct)	Option B (Incorrect)	Option C (Incorrect)	Graphics Description
201.Example	Reason with shapes and their attributes.	Recognize and draw shapes having specified attributes, such as a given number of angles or a given number of equal faces. Identify triangles, quadrilaterals, pentagons, hexagons, and cubes.	Which has more angles?	[img]Item_201exampl_e_3.png[/img]	[img]Item_201exampl_e_3.png[/img]	[img]Item_201exampl_e_3.png[/img]	graphics images for chosen shapes where a) has a picture of square, b) has a picture of triangle, and c) has a picture of circle
201.1	Reason with shapes and their attributes.	Recognize and draw shapes having specified attributes, such as a given number of angles or a given number of equal faces. Identify triangles, quadrilaterals, pentagons, hexagons, and cubes.					
201.2	Reason with shapes and their attributes.	Recognize and draw shapes having specified attributes, such as a given number of angles or a given number of equal faces. Identify triangles, quadrilaterals, pentagons, hexagons, and cubes.					
201.3	Reason with shapes and their attributes.	Recognize and draw shapes having specified attributes, such as a given number of angles or a given number of equal faces. Identify triangles, quadrilaterals, pentagons, hexagons, and cubes.					

The Basic Process

Item Writers:

- You will write and turn items in batches, approximately ~20-40 items at a time, and email them to *me* for a quick check for completeness and quality, with all 250 items, two completed ItemSet spreadsheets due by Friday, January 11th, 2013.
- I will email OKd items to **Item Reviewers**.
- *Item Reviewers* will individually be reviewing, editing all items for ways to improve them, and returning them to me, but they should be as strong as you can get them before emailing them to me.

The Basic Process (cont.)

Item Reviewers:

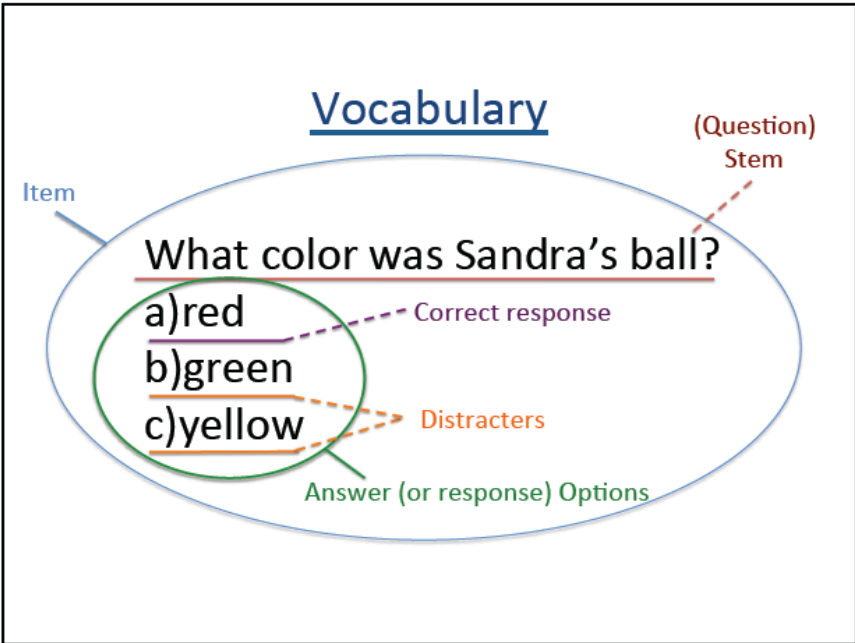
- After you have reviewed/edited all items in an item set and deemed them to be (a) aligned to the standard, (b) mathematically accurate, (c) grade-level appropriate, (d) free of bias, and (e) “good” overall items, you turn in the ItemSet spreadsheet to me at BRT.
- Email items back to me in batches, a full ItemSet (i.e., 125 group of grade-level items from a single Item Writer) at a time → you will turn in a total of four of these for your grade, with all ItemSets due by Friday, January 25th, 2013

Deadlines and Compensation

- Compensation will be released upon completion of ***your*** work, pending approval by BRT and the University of Oregon (me)
- \$800 for ***Item Writers*** completing two ItemSets of 125 items each, 250 total → January, 11th, 2013
- \$1500 for ***Item Reviewers*** for reviewing/editing 500 grade-level math items → January, 25th, 2013

Study-related or
Procedural
QUESTIONS?

Some Basic Item Writing Guidelines



Why multiple choice items?

“Selected-response items are the most appropriate item format for measuring cognitive achievement or ability, especially higher order cognitive achievement or cognitive abilities, such as problem solving, synthesis, and evaluation.” (Downing, 2006, p. 288)

- **Validity**
 - Less chance of construct irrelevant variance in scores
 - Allow a given skill to be assessed multiple times (multiple items)
- **Efficiency**
 - Easy to administer
 - Easy to produce
 - Easy to score objectively (as opposed to constructed response item types)

How do you write a good item?

Art or SCIENCE? (maybe a little of both)

Answer Options:

- Use only 3 options: 1 correct response and 2 distracters
- Choose logical distracters
- Avoid excess text or irrelevant features

Assess Only Target Knowledge:

- Targeting **Math**
- Reduce language as much as possible
- If the item is supposed to assess fractions, make sure it doesn't assess other factors, such as conversions or estimations.

Be Sensitive of Bias Issues:

- Keep in mind the population of students who will be taking the items
- Consider ELL, SWD, diverse cultures, etc.

Universal Design

How should we design a building so the widest range of populations possible can access it?



Universal Design for Assessment

- Considers *all* characteristics of test-takers.
- Precisely defined constructs.
- Accessible, non-biased items. Primarily BRT Responsibility
- Items amendable to accommodations.
- Simple, clear, and intuitive instructions and procedures.
- Maximum readability and comprehensibility.
- Maximum legibility of text, tables, figures, and illustrations

Thompson, Johnstone, and Thurlow (2002)

TABLE 1
A Revised Taxonomy of Multiple-Choice (MC) Item-Writing Guidelines

Content concerns

1. Every item should reflect specific content and a single specific mental behavior, as called for in test specifications (two-way grid, test blueprint).
2. Base each item on important content to learn; avoid trivial content.
3. Use novel material to test higher level learning. Paraphrase textbook language or language used during instruction when used in a test item to avoid testing for simply recall.
4. Keep the content of each item independent from content of other items on the test.
5. Avoid over specific and over general content when writing MC items.
6. Avoid opinion-based items.
7. Avoid trick items.
8. Keep vocabulary simple for the group of students being tested.

Formatting concerns

9. Use the question, completion, and best answer versions of the conventional MC, the alternate choice, true-false (TF), multiple true-false (MTF), matching, and the context-dependent item and item set formats, but AVOID the complex MC (Type K) format.
10. Format the item vertically instead of horizontally.

Style concerns

11. Edit and proof items.
12. Use correct grammar, punctuation, capitalization, and spelling.
13. Minimize the amount of reading in each item.

Writing the stem

14. Ensure that the directions in the stem are very clear.
15. Include the central idea in the stem instead of the choices.
16. Avoid window dressing (excessive verbiage).
17. Word the stem positively, avoid negatives such as NOT or EXCEPT. If negative words are used, use the word cautiously and always ensure that the word appears capitalized and boldface.

TABLE 1
A Revised Taxonomy of Multiple-Choice (MC) Item-Writing Guidelines

Writing the choices

18. Develop as many effective choices as you can, but research suggests three is adequate.
19. Make sure that only one of these choices is the right answer.
20. Vary the location of the right answer according to the number of choices.
21. Place choices in logical or numerical order.
22. Keep choices independent; choices should not be overlapping.
23. Keep choices homogeneous in content and grammatical structure.
24. Keep the length of choices about equal.
25. *None-of-the-above* should be used carefully.
26. Avoid *All-of-the-above*.
27. Phrase choices positively; avoid negatives such as NOT.
28. Avoid giving clues to the right answer, such as
 - a. Specific determiners including always, never, completely, and absolutely.
 - b. Clang associations, choices identical to or resembling words in the stem.
 - c. Grammatical inconsistencies that cue the test-taker to the correct choice.
 - d. Conspicuous correct choice.
 - e. Pairs or triplets of options that clue the test-taker to the correct choice.
 - f. Blatantly absurd, ridiculous options.
29. Make all distractors plausible.
30. Use typical errors of students to write your distractors.
31. Use humor if it is compatible with the teacher and the learning environment.

Content Concerns

“Every item should reflect specific content and a single specific cognitive process” (Haladyna, 2004, p. 98).

Guidelines

- Write/review items that align with only one standard (or one part of one standard), and that the item targets that standard clearly and directly.
 - Target only one skill in each item. If standard asks for multiple skills, use multiple items.
- Try not to be over-specific or over-general.
- Try not to “trick the students”
- Each item should be independent of all others.
- Avoid focusing items on trivial parts of standards.
- Present items in novel formats

Note. The following slides are largely based on Haladyna, 2004.

Targeting Only One Skill

Standard 6.SP: Recognize that a measure of center for a numerical data set summarizes all of its values with a single number, while a measure of variation describes how its values vary with a single number.

Example item 1

Which number describes the center of the dataset?

Dataset: 5, 7, 3, 3

- A) Average – 4.50
- B) Standard deviation – 1.91
- C) Range – 4.00

Example item 2

Which number describes the center of the dataset?

Dataset: 5, 7, 3, 3

- A) 4.50
- B) 1.91
- C) 4.00

Targeting Only One Skill

Example item 1

- The first item provides the student with the name of the statistic **AND** the number.
- The target skill of the item (measure of central tendency) is not confused with other math skills.

HOWEVER -

- Item still requires vocabulary and additional reading skills over a simpler version

Example item 2

- Second item requires student to both know the best statistic (average) **AND** to recognize which number represents that statistic.
- Item has less text, but in this case, the text may help target the skill of interest.

Targeting Only One Skill

- Both items target only one part of the standard (central tendency), yet item 2 still targets multiple math skills.
 - **Note: if we were interested in knowing students' skills with calculating the average, we could easily address it with a different item.**

Example

The average of: 4, 3, 9, 4 = ?

- A) 5
- B) 20
- C) 4

Over-specific/Over-general

Over-specific item

Who wrote the *Icon of Seville*?

- A) Lorca
- B) Ibanez
- C) Rodriguez

Over-specific items often assess trivial content.

Over-general item

Which is the most serious problem in the world?

- A) hunger
- B) lack of education
- C) disease

Over-general items are often opinion-based.

Balancing the generality of an item is part of the “art” of writing good items.

Note. Examples from Haladyna, 2004, p. 102.

Trick Questions

- Is there a fourth of July in England?
Yes, there is a fourth of July everywhere.
- Some months have 31 days. How many have 28?
All of them
- How many animals of each gender did Moses bring on his ship?
None. Moses didn't have a ship, Noah did.
- A butcher in the meat market is six feet tall. What does he weigh?
Meat

Note. Examples from Haladyna, 2004, p. 104.

Trick Questions

“There are enough problems in testing without contributing more by using trick items.” (Haladyna, 2004, p. 104)

Formatting Concerns

- Make sure stem is a complete sentence/directive.
- Make sure item is multiple choice, and contains three options (correct response and two plausible distracters).
- Correct response is always answer Option A
 - Because items will be computer-administered, we will randomly rotate all options. For development purposes, it’s easiest to always keep the correct response in a consistent location.

All other formatting concerns are BRT responsibility

Style Concerns

- Please proof read all items you wrote ***before*** you turn them over to me (both ***Writers*** and ***Reviewers***)
- Primary things to look for:
 - Grammar
 - Can the reading load be reduced without losing clarity?
 - Is there more than one construct/skill?
 - Bias and sensitivity (i.e., variety of diverse names – Google them!)

Stem Construction

- Try to be as clear and concise as possible
- Make sure the stem is complete and contains all the information needed to solve the problem.

Developing Options (correct option and two plausible distractors)

- Probably the most difficult part of an item to develop.
- Answer options must be reasonable and have only one justifiably correct answer (e.g., if you can make a reasonable argument that one of the distractors is also correct, it is not a good distracter).
- You're an expert!!! Think about the common math mistakes your students make!

Developing Options (cont.)

In a perfectly functioning item...

- Stem contains all the information needed to solve the question
 - Answer option A is the correct response, and will be chosen by students who understand the content targeted by the item.
 - Answer option B is a close distracter, and will be chosen by students who have partial, but incomplete knowledge of the content targeted by the item.
 - Answer option C is a far distracter (but not TOO far), and will be chosen by students who have little to no knowledge of the content targeted by the item.

Developing Options (cont.)

- Keep format of each option the same (length, grammar, etc.)
- Do not use “all of the above” or “none of the above”
- Keep distracters plausible, but avoid hinting at the correct response.
- Try to use distracters that represent typical student errors

Developing Options (cont.)

- Although guidelines can help, coming up with reasonable options is difficult. Getting the options to all function the way they are intended to is even more difficult.
 - Why some refer to item writing as an art (as opposed to a science) → it’s a little of both though!

Hypothetical Example

- Imagine a kindergarten or first grade standard that requires students have knowledge of basic geometric shapes – faces, sides, angles, etc.
 - i.e., squares, circles, triangles, rectangles, etc.

Item Non-Example

Greg and Sally were both in the first grade. Greg liked the color blue and always wore a blue shirt. Sally liked the color green and always wore a green shirt. Which shirt has more triangles on it?



- a) blue c) Sally e) triangles
b) green d) Greg

Why this is a poor item

- Way too much text
- Lots of irrelevant information
- Low-cognitive-level question (basically counting – though some standards this skill is targeted)
- What if the student is color blind?
- Too many options
 - Not logical distracters
 - There is arguably more than one correct response option (either *blue* or *Greg*)
- Doesn't really address the standard

Item non-example 2

Triangles:

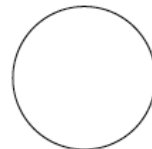
- a) have three sides
- b) have two long sides and two short sides
- c) have rounded edges
- d) all of the above
- e) none of the above

Why this is a poor item

- Stem does not present the information needed solve the problem.
- Uses the “all of the above” and “none of the above” options
 - Although there is some empirical evidence supporting that the “all of the above” option increases the difficulty (Huang, Trevisan, & Storfer, 2007), the general consensus is that it creates a “cueing” effect for students. Also, students may choose these options with mis- or partial knowledge.

Better item

Which is a triangle?



Why is this a better item?

- Clearly addresses the standard
- Low level of text
- No irrelevant information

Language Issues

For math items, excess text threatens validity

- Particularly worrisome for English language learners (ELL)

What to do?

- | | |
|---|---|
| – Use familiar, grade-level appropriate words | – Avoid conditional and relative clauses |
| – Omit all unnecessary words | – Avoid negation |
| – Use no text if possible, or keep sentences as brief as possible | – Use concrete versus abstract representation |

Now... Time to look at some real items!

Existing easyCBM items

Existing easyCBM items

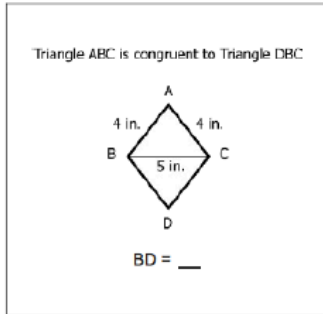
- *Note.* There's only a limited amount we can learn from these items
 - Aligned to different standards
 - Developed for a different population

However

- Formatting will be similar
- Universal design features evident
- Good item writing principles applied
- Perhaps most important – **We know they work!**

Existing easyCBM item

Standard: Solve problems about similar objects (including figures) by using scale factors that relate corresponding lengths of the objects or by using the fact that relationships of lengths within an object are preserved in similar objects.



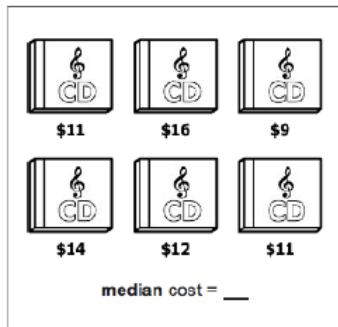
- Universal Design features?
- Targets a single skill?
- Over-specific/over-general?
- Clear and concise?
- Alignment?
- Other concerns?

- A. $\frac{4}{5}$ in.
- B. 4 in.
- C. 5 in.

Remember: These items were designed for very low performing students. The new items should target students at or slightly below grade-level expectations.

Existing easyCBM item

Standard: Use descriptive statistics, including mean, median, and range, to summarize and compare data sets.

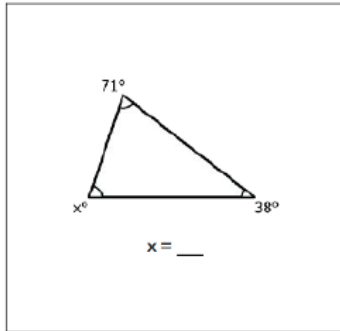


- Universal Design features?
- Targets a single skill?
- Over-specific/over-general?
- Clear and concise?
- Alignment?
- Other concerns?

- A. \$11.50
- B. \$9
- C. \$12

One more...

Standard: Explain why the sum of the measures of the angles in a triangle is 180 degrees, and they apply this fact about triangles to find unknown measures of angles.



- A. 38°
- B. 71°
- C. 16°

- Universal Design features?
- Targets a single skill?
- Over-specific/over-general?
- Clear and concise?
- Alignment?
- Other concerns?

How do you become a good item writer?

“Effective item writers are trained, not born... Although item writers must be expert in their own disciplines, there is no reason to believe that their subject matter expertise generalizes to effective item writing expertise.”

(Downing, 2006, p. 11)

Bottom line

“Practice does not make perfect. Only perfect practice makes perfect.”

~Vince Lombardi

- Practice, practice, practice.
 - Practice writing different types of items
 - Geometry, number & operation, etc.
 - Look back at other test items
 - Find examples of good and bad items

Resources

- Multiple choice item writing Do’s and Don’ts
 - <http://www.eric.ed.gov/PDFS/ED398238.pdf>
- Recommendations portion of the following IDEA paper
 - <http://www.theideacenter.org/IDEAPaper16>

Plenty more resources online can be found with a quick Google search.

Appendix B: Item Statistics by Test Form

Form	Item		Difficulty	<i>n</i>	Score	Error	IN.MSQ	IN.ZSTD	OUT.MSQ	OUT.ZSTD	PTME	Discrim
	Number	Item ID										
1	1	4OA52	-0.48	89	79	0.35	0.92	-0.26	0.62	-0.93	0.36	1.10
1	2	4OA47	0.96	104	58	0.22	0.97	-0.39	0.91	-0.79	0.46	1.13
1	3	4OA113	1.63	121	52	0.20	1.19	2.46	1.28	2.76	0.16	0.33
1	4	4NBT47	0.39	109	81	0.24	0.95	-0.38	0.80	-0.87	0.42	1.12
1	5	4NBT419	0.59	94	64	0.24	0.84	-1.76	0.74	-1.60	0.52	1.41
1	6	4NBT42	1.20	91	52	0.23	0.91	-1.23	0.85	-1.26	0.47	1.37
1	7	4NF520	-0.78	104	88	0.29	0.92	-0.38	0.87	-0.34	0.38	1.07
1	8	4NF710	-0.39	92	77	0.29	0.84	-0.92	0.62	-1.29	0.46	1.20
1	9	40685	-0.24	63	46	0.31	1.14	0.95	1.18	0.63	0.27	0.75
1	10	4NF417	0.13	90	62	0.24	0.93	-0.74	0.82	-0.94	0.42	1.21
1	11	40056	0.46	49	27	0.32	1.09	0.74	1.04	0.25	0.35	0.78
1	12	4NF71	0.71	89	51	0.23	0.96	-0.47	1.11	0.87	0.39	1.06
1	13	40206	0.98	53	23	0.31	1.13	1.06	1.30	1.20	0.35	0.59
1	14	4NF41	1.29	104	51	0.22	1.26	3.05	1.39	3.25	0.16	0.14
1	15	4NF412	1.51	105	55	0.21	1.31	3.95	1.37	3.17	0.13	-0.17
1	16	40683	2.05	55	17	0.34	0.95	-0.26	1.44	1.39	0.46	0.97
1	17	40216	2.58	56	10	0.41	0.97	-0.05	0.78	-0.23	0.53	1.05
1	18	40570	-1.78	60	54	0.44	0.98	0.03	0.71	-0.31	0.28	1.04
1	19	40565	-1.47	62	54	0.40	0.99	0.05	1.13	0.41	0.26	0.97
1	20	41045	-1.29	71	60	0.36	0.92	-0.30	0.64	-0.80	0.47	1.12
1	21	40189	-0.91	56	44	0.36	0.70	-1.59	0.52	-1.35	0.57	1.39
1	22	40463	-0.72	55	43	0.35	0.89	-0.57	0.71	-0.52	0.41	1.19
1	23	41052	-0.22	59	39	0.31	0.89	-0.74	0.85	-0.47	0.51	1.20
1	24	40886	0.12	55	35	0.31	0.87	-1.02	0.77	-1.09	0.54	1.34
1	25	40294	0.53	56	31	0.30	1.24	1.95	1.50	2.24	0.24	0.26
1	26	4MD67	0.86	104	60	0.22	1.18	2.08	1.24	1.91	0.24	0.48
1	27	40409	1.76	64	21	0.30	0.91	-0.64	1.04	0.23	0.47	1.14
1	28	4G319	-0.32	92	75	0.28	0.96	-0.21	0.82	-0.64	0.31	1.07
1	29	4G112	0.51	94	66	0.24	1.10	0.92	1.06	0.37	0.28	0.82
1	30	4G129	1.19	92	53	0.23	1.18	2.11	1.28	2.07	0.19	0.33

Form	Item Number	Item ID	Difficulty	<i>n</i>	Score	Error	IN.MSQ	IN.ZSTD	OUT.MSQ	OUT.ZSTD	PTME	Discrim
2	1	4OA38	-0.39	90	70	0.27	1.05	0.41	0.97	-0.05	0.26	0.94
2	2	4OA316	0.93	91	54	0.23	0.82	-2.47	0.75	-2.28	0.54	1.67
2	3	4OA48	1.69	109	54	0.21	1.15	1.88	1.17	1.41	0.30	0.54
2	4	4NBT51	0.41	95	66	0.24	0.82	-1.85	0.71	-1.56	0.53	1.41
2	5	4NBT113	0.64	122	78	0.20	1.02	0.31	1.03	0.27	0.35	0.94
2	6	40778	1.29	54	21	0.32	0.84	-1.23	0.75	-1.14	0.58	1.37
2	7	4NF511	-0.74	103	92	0.33	0.86	-0.54	0.56	-1.06	0.40	1.14
2	8	40224	-0.38	278	225	0.16	1.04	0.47	1.11	0.63	0.30	0.94
2	9	40507	-0.22	55	36	0.31	1.10	0.76	1.23	1.04	0.33	0.74
2	10	40534	0.13	55	35	0.31	0.95	-0.33	0.87	-0.54	0.47	1.14
2	11	40209	0.42	51	30	0.31	1.03	0.33	1.14	0.71	0.37	0.85
2	12	40977	0.73	47	23	0.33	1.22	1.61	1.23	1.04	0.30	0.41
2	13	4NF214	1.00	105	67	0.22	1.12	1.45	1.10	0.69	0.28	0.68
2	14	40388	1.30	49	22	0.32	0.96	-0.26	0.94	-0.20	0.45	1.10
2	15	40680	1.52	55	22	0.32	0.87	-1.01	1.30	1.23	0.54	1.17
2	16	40531	2.02	51	15	0.35	0.98	-0.09	1.40	1.30	0.42	0.93
2	17	4NF212	2.57	96	26	0.25	0.87	-0.99	0.88	-0.60	0.50	1.19
2	18	40941	-1.78	55	48	0.44	1.19	0.69	1.06	0.28	0.22	0.88
2	19	40899	-1.43	55	46	0.42	1.08	0.43	0.83	-0.03	0.41	0.94
2	20	40304	-1.28	69	58	0.38	0.82	-0.76	0.52	-0.84	0.53	1.20
2	21	40281	-0.90	53	41	0.38	1.11	0.61	1.37	0.91	0.39	0.80
2	22	40738	-0.77	52	41	0.37	0.80	-1.05	0.60	-1.12	0.51	1.30
2	23	40743	-0.22	55	35	0.32	1.26	1.70	1.27	0.94	0.33	0.50
2	24	41195	0.10	50	31	0.32	0.96	-0.24	0.91	-0.45	0.47	1.11
2	25	40112	0.54	65	37	0.28	1.07	0.68	1.22	1.16	0.36	0.71
2	26	40125	0.86	56	27	0.30	0.63	-3.70	0.56	-2.74	0.66	2.05
2	27	4MD415	1.78	110	49	0.21	1.11	1.48	1.18	1.82	0.25	0.57
2	28	4G126	-0.29	128	103	0.25	1.14	1.03	1.16	0.59	0.28	0.83
2	29	4G314	0.47	93	58	0.23	1.26	2.97	1.31	2.00	0.09	0.16
2	30	4G37	1.18	110	63	0.21	1.12	1.57	1.18	1.71	0.24	0.57

Form	Item Number	Item ID	Difficulty	<i>n</i>	Score	Error	IN.MSQ	IN.ZSTD	OUT.MSQ	OUT.ZSTD	PTME	Discrim
3	1	4OA115	-0.36	96	80	0.29	1.06	0.41	1.23	0.82	0.18	0.90
3	2	4OA46	0.91	91	63	0.24	1.07	0.71	1.49	2.48	0.20	0.71
3	3	4OA313	1.56	91	45	0.23	0.83	-2.39	0.80	-2.03	0.56	1.65
3	4	4NBT58	0.28	109	83	0.24	1.16	1.27	1.45	1.71	0.18	0.70
3	5	4NBT45	0.64	99	73	0.24	0.88	-1.00	0.82	-0.92	0.45	1.21
3	6	4NBT66	1.29	89	50	0.23	1.20	2.31	1.21	1.60	0.20	0.34
3	7	40963	-0.78	59	45	0.33	0.95	-0.23	0.82	-0.39	0.42	1.09
3	8	40378	-0.45	65	46	0.32	1.16	1.06	0.99	0.07	0.42	0.80
3	9	40832	-0.22	48	34	0.36	1.09	0.56	1.05	0.25	0.41	0.86
3	10	4NF29	0.09	104	75	0.24	0.79	-1.95	0.66	-2.06	0.59	1.39
3	11	40983	0.44	245	160	0.15	0.97	-0.46	0.94	-0.50	0.42	1.07
3	12	40061	0.76	64	30	0.28	0.99	-0.03	1.09	0.49	0.42	0.95
3	13	40687	1.01	53	25	0.31	0.88	-1.00	0.84	-0.94	0.52	1.34
3	14	4NF24	1.30	91	50	0.23	1.08	1.02	1.15	1.29	0.28	0.66
3	15	40072	1.57	56	20	0.31	1.04	0.35	1.18	0.77	0.36	0.83
3	16	40071	2.08	59	16	0.34	1.06	0.44	1.36	1.07	0.39	0.81
3	17	40220	2.56	57	10	0.41	1.10	0.48	1.28	0.69	0.42	0.87
3	18	40256	-1.76	56	48	0.45	0.84	-0.48	0.62	-0.53	0.51	1.14
3	19	40127	-1.46	58	48	0.38	1.06	0.34	1.05	0.27	0.30	0.93
3	20	40302	-1.29	60	52	0.42	0.90	-0.28	0.66	-0.45	0.44	1.11
3	21	40757	-0.93	55	45	0.40	0.92	-0.25	0.72	-0.39	0.49	1.10
3	22	40458	-0.73	55	40	0.34	0.89	-0.66	0.70	-0.73	0.52	1.23
3	23	40865	-0.21	54	38	0.34	1.11	0.70	0.99	0.07	0.39	0.86
3	24	40615	0.13	159	117	0.20	0.95	-0.52	1.01	0.10	0.40	1.08
3	25	41183	0.52	57	27	0.29	1.18	1.66	1.25	1.51	0.25	0.41
3	26	40584	0.85	51	27	0.31	1.30	2.66	1.35	2.03	0.16	-0.06
3	27	4MD713	1.73	119	49	0.20	1.01	0.15	1.04	0.48	0.36	0.94
3	28	4G131	-0.15	214	163	0.17	0.96	-0.47	0.87	-0.88	0.38	1.08
3	29	4G11	0.53	230	161	0.16	1.13	1.81	1.21	1.54	0.28	0.73
3	30	4G128	1.18	96	52	0.22	1.01	0.11	1.13	0.99	0.37	0.91

Form	Item Number	Item ID	Difficulty	<i>n</i>	Score	Error	IN.MSQ	IN.ZSTD	OUT.MSQ	OUT.ZSTD	PTME	Discrim
4	1	4OA16	-0.35	92	71	0.26	0.91	-0.65	0.79	-0.83	0.40	1.16
4	2	4OA35	0.87	90	58	0.24	0.85	-1.67	0.78	-1.50	0.52	1.42
4	3	4OA517	1.75	105	36	0.22	1.04	0.55	1.16	1.35	0.24	0.81
4	4	4NBT621	0.33	103	70	0.23	1.02	0.19	0.93	-0.37	0.40	1.00
4	5	4NBT43	0.64	110	75	0.22	0.97	-0.25	1.04	0.32	0.37	1.03
4	6	4NBT618	1.31	110	60	0.21	0.86	-2.03	0.82	-2.00	0.53	1.52
4	7	40505	-0.70	59	43	0.32	0.72	-1.86	0.57	-1.81	0.66	1.45
4	8	40376	-0.37	257	208	0.17	0.94	-0.61	0.91	-0.44	0.39	1.07
4	9	40089	-0.23	65	45	0.30	1.04	0.29	0.97	-0.03	0.43	0.95
4	10	4NF13	0.11	99	76	0.25	0.93	-0.52	0.95	-0.16	0.39	1.11
4	11	4NF39	0.46	102	78	0.25	0.79	-1.73	0.64	-1.84	0.55	1.34
4	12	4NF47	0.76	109	74	0.22	0.89	-1.14	0.78	-1.29	0.49	1.27
4	13	40513	0.90	54	25	0.33	0.88	-0.80	0.85	-0.27	0.57	1.22
4	14	4NF416	1.31	120	60	0.20	0.87	-1.96	0.84	-1.88	0.53	1.48
4	15	4NF34	1.59	95	45	0.22	0.94	-0.70	0.96	-0.33	0.44	1.17
4	16	4NF51	2.03	95	35	0.23	0.86	-1.53	0.78	-1.61	0.54	1.37
4	17	40383	2.46	55	11	0.39	1.08	0.41	0.92	-0.05	0.44	0.95
4	18	41167	-1.77	67	59	0.41	0.92	-0.22	0.80	-0.23	0.41	1.08
4	19	40904	-1.48	57	50	0.43	0.93	-0.15	0.66	-0.41	0.36	1.09
4	20	40130	-1.29	57	47	0.38	0.99	0.04	0.80	-0.27	0.38	1.03
4	21	40311	-0.91	55	46	0.40	0.88	-0.46	0.66	-0.64	0.45	1.15
4	22	40257	-0.71	48	35	0.36	1.10	0.62	1.31	0.97	0.28	0.76
4	23	40561	-0.20	57	35	0.31	0.89	-0.88	0.80	-0.86	0.53	1.29
4	24	40462	0.10	55	34	0.31	1.16	1.34	1.38	1.86	0.27	0.45
4	25	4MD15	0.52	93	57	0.23	0.98	-0.23	1.01	0.10	0.37	1.04
4	26	41003	0.85	51	25	0.33	1.30	2.09	1.41	1.21	0.36	0.26
4	27	41039	1.74	63	18	0.30	1.09	0.67	1.03	0.20	0.31	0.86
4	28	4G214	-0.10	93	68	0.25	1.06	0.59	0.95	-0.17	0.28	0.92
4	29	4G125	0.54	110	79	0.23	1.00	-0.01	0.96	-0.15	0.38	1.02
4	30	4G311	1.30	92	51	0.23	1.41	4.64	1.46	3.37	-0.01	-0.41

Form	Item Number	Item ID	Difficulty	<i>n</i>	Score	Error	IN.MSQ	IN.ZSTD	OUT.MSQ	OUT.ZSTD	PTME	Discrim
5	1	4OA110	-0.33	96	78	0.28	0.89	-0.68	0.77	-0.71	0.41	1.14
5	2	4OA55	0.89	89	54	0.23	0.81	-2.55	0.77	-2.01	0.53	1.66
5	3	4OA314	1.69	111	40	0.21	0.95	-0.69	0.95	-0.49	0.39	1.16
5	4	4NBT54	0.49	110	78	0.22	0.91	-0.90	0.80	-1.30	0.46	1.21
5	5	4NBT313	0.65	92	63	0.24	0.84	-1.72	0.74	-1.58	0.52	1.40
5	6	4NBT67	1.00	103	66	0.22	0.94	-0.71	0.91	-0.54	0.44	1.16
5	7	40964	-0.78	50	38	0.37	0.98	-0.01	0.78	-0.28	0.44	1.07
5	8	40355	-0.40	55	37	0.32	1.27	1.75	1.35	1.30	0.24	0.46
5	9	40538	-0.25	67	45	0.28	0.98	-0.16	0.85	-0.50	0.40	1.11
5	10	40659	0.12	57	33	0.30	1.08	0.65	1.19	1.05	0.38	0.75
5	11	40205	0.47	55	30	0.29	0.88	-1.19	0.82	-1.00	0.49	1.46
5	12	40679	0.79	57	27	0.31	0.81	-1.64	0.76	-1.36	0.57	1.51
5	13	40201	0.88	58	27	0.30	0.91	-0.73	0.87	-0.54	0.48	1.25
5	14	40539	1.31	54	24	0.31	1.02	0.23	1.10	0.60	0.43	0.92
5	15	40212	1.61	67	21	0.29	1.02	0.19	1.14	0.68	0.40	0.93
5	16	4NF49	2.06	105	43	0.22	0.89	-1.31	0.91	-0.76	0.49	1.28
5	17	4NF53	2.59	109	35	0.23	1.07	0.70	1.26	1.57	0.34	0.80
5	18	41049	-1.66	54	49	0.49	0.84	-0.36	0.64	-0.23	0.37	1.12
5	19	40303	-1.46	55	47	0.43	0.80	-0.67	0.56	-0.76	0.50	1.19
5	20	40591	-1.28	60	50	0.37	0.93	-0.27	0.82	-0.29	0.40	1.08
5	21	40716	-0.92	57	45	0.35	1.04	0.27	1.03	0.21	0.33	0.94
5	22	40871	-0.70	46	38	0.43	0.85	-0.52	0.81	-0.21	0.47	1.13
5	23	40343	-0.20	52	33	0.32	0.90	-0.80	0.82	-0.73	0.49	1.28
5	24	40196	0.12	71	47	0.27	1.07	0.65	1.15	0.94	0.24	0.78
5	25	41028	0.52	73	39	0.25	0.98	-0.22	1.01	0.13	0.39	1.05
5	26	40861	0.83	54	29	0.33	0.88	-0.81	0.81	-0.84	0.61	1.26
5	27	40901	1.78	53	17	0.33	1.17	1.12	1.17	0.77	0.29	0.69
5	28	4G120	-0.21	98	79	0.27	1.05	0.38	1.18	0.78	0.19	0.89
5	29	4G228	0.52	90	64	0.25	0.85	-1.42	0.72	-1.51	0.51	1.34
5	30	4G231	1.32	90	40	0.23	0.92	-1.01	0.95	-0.36	0.47	1.24

Form	Item Number	Item ID	Difficulty	<i>n</i>	Score	Error	IN.MSQ	IN.ZSTD	OUT.MSQ	OUT.ZSTD	PTME	Discrim
6	1	4OA25	-0.32	109	92	0.28	0.77	-1.42	0.51	-1.67	0.52	1.27
6	2	4OA511	0.90	89	57	0.24	0.92	-0.91	0.82	-1.18	0.47	1.27
6	3	4OA425	1.81	108	36	0.22	1.28	3.09	1.41	3.13	-0.07	0.19
6	4	40498	0.49	53	29	0.31	0.82	-1.63	1.07	0.39	0.54	1.40
6	5	4NBT32	0.66	91	53	0.23	0.94	-0.75	0.90	-0.75	0.43	1.23
6	6	4NBT619	1.00	89	52	0.23	0.95	-0.67	0.94	-0.46	0.41	1.19
6	7	40962	-0.79	55	42	0.34	1.03	0.25	0.92	-0.14	0.33	0.98
6	8	40358	-0.37	64	46	0.31	1.05	0.35	1.01	0.12	0.38	0.93
6	9	40375	-0.26	53	36	0.33	0.98	-0.11	0.86	-0.43	0.45	1.08
6	10	40384	0.15	72	49	0.29	0.85	-1.08	1.03	0.19	0.54	1.21
6	11	40661	0.45	58	30	0.29	0.85	-1.48	0.77	-1.15	0.54	1.51
6	12	40051	0.76	49	26	0.33	0.80	-1.75	0.75	-1.61	0.57	1.61
6	13	40667	0.91	56	25	0.31	0.95	-0.34	1.05	0.31	0.50	1.05
6	14	40986	1.32	55	21	0.31	1.07	0.52	1.24	1.13	0.39	0.81
6	15	4NF420	1.61	111	42	0.21	1.07	0.99	1.13	1.29	0.22	0.72
6	16	40812	2.06	54	15	0.35	0.96	-0.16	1.33	0.97	0.47	0.99
6	17	4NF514	2.68	94	25	0.25	0.94	-0.48	1.10	0.57	0.41	1.05
6	18	40278	-1.70	55	48	0.44	1.01	0.14	1.09	0.35	0.31	0.98
6	19	40589	-1.49	54	45	0.41	0.92	-0.26	0.66	-0.63	0.51	1.12
6	20	40322	-1.24	294	266	0.21	0.99	-0.02	0.93	-0.13	0.28	1.00
6	21	40134	-0.92	55	40	0.35	0.87	-0.70	0.75	-0.71	0.53	1.20
6	22	40349	-0.70	56	45	0.37	0.78	-1.03	0.66	-0.77	0.51	1.25
6	23	40737	-0.20	55	40	0.32	1.03	0.23	0.97	-0.05	0.30	0.97
6	24	41062	0.15	55	35	0.31	0.75	-2.35	0.71	-1.68	0.55	1.72
6	25	4MD68	0.56	109	78	0.23	0.93	-0.68	0.86	-0.67	0.44	1.15
6	26	40047	0.89	55	24	0.30	0.84	-1.47	0.77	-1.37	0.57	1.48
6	27	4MD51	1.87	91	39	0.23	0.98	-0.23	0.96	-0.37	0.41	1.08
6	28	4G217	-0.32	114	88	0.23	0.99	-0.01	0.91	-0.48	0.32	1.04
6	29	4G15	0.40	111	71	0.21	0.85	-1.97	0.79	-2.15	0.53	1.48
6	30	4G26	1.44	189	88	0.16	1.02	0.43	1.06	0.75	0.37	0.90

Form	Item Number	Item ID	Difficulty	<i>n</i>	Score	Error	IN.MSQ	IN.ZSTD	OUT.MSQ	OUT.ZSTD	PTME	Discrim
7	1	4OA112	-0.32	106	90	0.28	0.88	-0.65	0.79	-0.57	0.38	1.12
7	2	4OA414	0.77	104	62	0.22	0.83	-2.06	0.77	-2.03	0.58	1.47
7	3	4OA419	1.66	95	42	0.23	1.12	1.47	1.13	1.03	0.29	0.62
7	4	4NBT417	0.47	121	81	0.21	0.86	-1.66	0.86	-1.16	0.50	1.31
7	5	4NBT38	0.66	91	59	0.24	1.00	0.01	0.96	-0.22	0.35	1.02
7	6	4OA11	1.11	108	65	0.21	1.08	0.99	1.06	0.50	0.31	0.77
7	7	4NF712	-0.82	106	89	0.28	1.02	0.16	1.18	0.78	0.21	0.95
7	8	40232	-0.36	57	42	0.33	0.92	-0.45	0.72	-0.82	0.48	1.19
7	9	40235	-0.28	51	35	0.34	1.03	0.23	1.07	0.35	0.41	0.92
7	10	40076	0.15	59	38	0.31	1.07	0.53	1.41	1.35	0.39	0.79
7	11	40535	0.51	54	27	0.31	0.90	-0.87	0.83	-0.85	0.54	1.29
7	12	40958	0.77	252	158	0.14	0.94	-1.14	0.90	-1.00	0.47	1.16
7	13	4NF21	0.91	123	76	0.21	1.30	3.41	1.34	2.05	0.23	0.25
7	14	40682	1.34	54	19	0.32	1.07	0.56	0.99	0.05	0.39	0.89
7	15	4NF110	1.54	99	46	0.22	1.05	0.67	1.11	0.91	0.35	0.78
7	16	40211	1.97	252	92	0.15	0.99	-0.17	1.04	0.40	0.42	1.00
7	17	4NF56	2.48	94	27	0.25	0.93	-0.54	1.20	1.10	0.42	1.04
7	18	40799	-1.65	59	50	0.38	0.97	-0.05	0.95	0.01	0.34	1.03
7	19	40894	-1.49	61	50	0.38	0.93	-0.21	0.77	-0.30	0.47	1.08
7	20	40152	-1.25	59	49	0.37	0.74	-1.24	0.51	-1.12	0.54	1.30
7	21	40295	-0.87	56	46	0.38	0.81	-0.93	0.61	-0.77	0.44	1.26
7	22	40425	-0.70	57	42	0.34	0.93	-0.36	1.16	0.58	0.44	1.04
7	23	41097	-0.19	55	36	0.33	0.76	-1.71	0.60	-1.49	0.62	1.49
7	24	40008	0.13	63	36	0.29	1.21	1.70	1.31	1.44	0.33	0.47
7	25	40855	0.59	59	33	0.30	0.99	-0.04	0.89	-0.44	0.48	1.07
7	26	41005	0.87	54	25	0.30	1.12	1.15	1.12	0.72	0.30	0.60
7	27	40942	1.79	49	16	0.35	0.84	-0.99	0.71	-1.01	0.58	1.33
7	28	4G12	-0.08	232	185	0.18	0.98	-0.22	0.86	-0.65	0.37	1.05
7	29	4G312	0.36	106	80	0.24	1.00	0.03	0.94	-0.20	0.34	1.01
7	30	4G22	1.46	108	62	0.21	1.10	1.33	1.22	1.85	0.25	0.60

Form	Item		Difficulty	n	Score	Error	IN.MSQ	IN.ZSTD	OUT.MSQ	OUT.ZSTD	PTME	Discrim
	Number	Item ID										
8	1	4OA49	-0.31	117	96	0.26	0.91	-0.58	0.67	-1.04	0.43	1.14
8	2	4OA121	0.77	104	62	0.22	0.85	-1.72	0.79	-1.83	0.56	1.41
8	3	4OA43	1.88	214	89	0.15	1.05	0.78	1.07	0.82	0.38	0.86
8	4	40938	0.37	287	202	0.14	0.90	-1.64	0.84	-1.21	0.49	1.19
8	5	4NBT34	0.66	214	131	0.15	1.01	0.20	0.98	-0.17	0.37	0.98
8	6	4NBT36	1.34	113	49	0.20	1.09	1.34	1.09	1.08	0.22	0.64
8	7	40835	-0.81	55	43	0.36	0.86	-0.71	0.62	-1.00	0.52	1.24
8	8	40676	-0.35	52	40	0.36	0.81	-1.06	0.63	-1.21	0.50	1.32
8	9	4NF33	-0.27	91	69	0.26	1.03	0.27	1.00	0.06	0.28	0.96
8	10	40831	0.16	57	28	0.31	0.83	-1.29	0.69	-1.28	0.63	1.39
8	11	4NF11	0.52	109	78	0.23	1.00	-0.02	0.93	-0.36	0.34	1.03
8	12	40227	0.79	54	26	0.32	1.05	0.44	1.49	1.95	0.44	0.75
8	13	40540	0.94	57	27	0.30	0.73	-2.31	0.68	-1.92	0.67	1.63
8	14	4NF415	1.34	103	59	0.22	1.02	0.29	1.09	0.69	0.38	0.92
8	15	40985	1.60	49	17	0.34	1.01	0.11	0.89	-0.36	0.45	1.03
8	16	40085	1.97	55	18	0.33	0.84	-1.12	0.87	-0.39	0.58	1.27
8	17	40368	2.40	60	12	0.35	0.96	-0.14	0.88	-0.16	0.40	1.06
8	18	41050	-1.68	3049	2676	0.06	0.91	-2.41	0.78	-2.81	0.41	1.09
8	19	41025	-1.41	50	41	0.42	0.78	-0.84	0.52	-1.02	0.57	1.25
8	20	40106	-1.22	52	42	0.41	0.81	-0.74	0.50	-0.87	0.60	1.24
8	21	41154	-0.89	54	43	0.37	1.10	0.54	0.92	-0.03	0.33	0.92
8	22	40137	-0.69	57	43	0.34	0.81	-1.15	0.65	-0.95	0.55	1.31
8	23	40342	-0.19	55	34	0.33	0.92	-0.53	0.92	-0.22	0.56	1.14
8	24	40578	0.16	56	36	0.31	1.07	0.56	0.95	-0.15	0.41	0.91
8	25	40760	0.59	55	28	0.31	0.87	-1.05	0.77	-1.22	0.56	1.36
8	26	41161	0.86	55	25	0.31	1.23	1.86	1.40	1.78	0.28	0.37
8	27	4MD48	1.89	91	30	0.24	0.88	-1.11	0.82	-1.24	0.52	1.26
8	28	4G225	-0.05	120	94	0.24	1.10	0.82	1.15	0.63	0.28	0.84
8	29	4G118	0.38	116	75	0.21	1.00	-0.01	1.01	0.15	0.33	1.00
8	30	4G328	1.21	192	108	0.16	1.10	1.72	1.07	0.91	0.29	0.69

Form	Item Number	Item ID	Difficulty	<i>n</i>	Score	Error	IN.MSQ	IN.ZSTD	OUT.MSQ	OUT.ZSTD	PTME	Discrim
9	1	4OA513	-0.22	119	94	0.24	0.84	-1.26	0.70	-1.56	0.51	1.23
9	2	4OA23	0.82	104	73	0.23	1.01	0.14	1.03	0.24	0.32	0.96
9	3	4OA516	1.66	91	43	0.23	0.85	-2.06	0.82	-1.78	0.54	1.56
9	4	4NBT69	0.44	89	56	0.24	1.02	0.26	0.97	-0.12	0.35	0.97
9	5	4NBT511	0.69	103	72	0.23	1.00	0.08	0.98	-0.03	0.36	1.00
9	6	40622	1.34	59	24	0.31	0.96	-0.28	0.83	-0.76	0.54	1.15
9	7	40238	-0.86	57	46	0.36	0.87	-0.60	1.01	0.14	0.38	1.11
9	8	40087	-0.35	55	37	0.32	0.82	-1.35	0.72	-1.19	0.55	1.39
9	9	4NF16	-0.28	96	78	0.27	1.05	0.35	0.91	-0.26	0.24	0.97
9	10	40207	0.16	58	37	0.30	1.13	1.10	1.38	1.68	0.27	0.57
9	11	40208	0.42	54	28	0.31	1.11	0.88	1.25	1.11	0.40	0.66
9	12	4NF43	0.78	110	72	0.22	1.07	0.81	1.18	1.34	0.27	0.78
9	13	4NF311	0.95	105	67	0.22	1.02	0.26	0.99	-0.05	0.34	0.96
9	14	4NF15	1.36	112	60	0.21	0.91	-1.26	0.86	-1.48	0.49	1.35
9	15	40537	1.59	50	18	0.33	0.95	-0.32	0.85	-0.67	0.48	1.16
9	16	40389	2.00	55	19	0.32	0.96	-0.23	0.93	-0.23	0.47	1.09
9	17	4NF519	2.59	89	24	0.26	1.08	0.66	1.16	0.86	0.32	0.85
9	18	40148	-1.66	57	49	0.44	0.90	-0.27	0.87	-0.07	0.50	1.07
9	19	40041	-1.43	262	240	0.23	0.90	-0.53	0.68	-1.12	0.35	1.08
9	20	40571	-1.22	58	50	0.40	1.12	0.53	0.93	0.01	0.18	0.93
9	21	40734	-0.89	51	40	0.39	1.41	1.64	1.43	1.07	0.19	0.57
9	22	40878	-0.68	54	40	0.36	0.90	-0.46	0.68	-0.73	0.57	1.17
9	23	40598	-0.18	48	37	0.37	1.14	0.79	1.00	0.12	0.21	0.84
9	24	41199	0.14	70	45	0.28	0.93	-0.61	0.94	-0.23	0.47	1.15
9	25	41092	0.56	49	28	0.33	0.77	-2.36	0.69	-1.60	0.57	1.90
9	26	4MD49	0.89	95	59	0.23	1.10	1.19	1.14	1.00	0.26	0.68
9	27	4MD31	1.87	112	48	0.21	0.94	-0.73	0.91	-0.92	0.46	1.20
9	28	4G215	-0.06	96	76	0.26	0.99	-0.03	0.89	-0.35	0.32	1.03
9	29	4G331	0.35	103	78	0.25	1.15	1.27	1.04	0.26	0.22	0.79
9	30	4G218	1.23	110	62	0.21	1.17	2.26	1.18	1.79	0.20	0.41

Form	Item Number	Item ID	Difficulty	<i>n</i>	Score	Error	IN.MSQ	IN.ZSTD	OUT.MSQ	OUT.ZSTD	PTME	Discrim
10	1	41075	-0.20	54	39	0.33	0.92	-0.49	0.79	-0.70	0.46	1.18
10	2	40A32	0.85	120	76	0.21	0.94	-0.75	0.92	-0.44	0.47	1.14
10	3	40A312	1.88	94	39	0.23	1.10	1.09	1.12	1.04	0.30	0.71
10	4	4NBT19	0.43	110	81	0.23	0.99	-0.10	0.94	-0.20	0.37	1.03
10	5	4NBT44	0.69	90	58	0.24	0.90	-1.15	0.81	-1.43	0.45	1.34
10	6	4NBT68	1.37	119	58	0.20	0.96	-0.63	0.97	-0.31	0.43	1.15
10	7	4NF72	-0.86	103	88	0.30	0.98	-0.06	0.85	-0.35	0.35	1.04
10	8	4NF79	-0.34	110	92	0.27	1.09	0.57	1.14	0.57	0.21	0.91
10	9	40808	-0.28	56	39	0.32	0.98	-0.10	0.89	-0.36	0.43	1.06
10	10	40514	0.16	49	30	0.33	1.33	2.26	1.25	0.93	0.26	0.28
10	11	40084	0.44	60	31	0.30	0.78	-2.10	0.66	-1.53	0.62	1.61
10	12	40523	0.80	55	26	0.32	0.67	-2.60	0.57	-2.42	0.72	1.67
10	13	40083	0.98	56	27	0.30	1.07	0.67	1.15	0.64	0.41	0.74
10	14	40954	1.32	55	21	0.30	1.02	0.24	1.00	0.05	0.38	0.94
10	15	40522	1.60	53	23	0.32	0.83	-1.30	0.75	-1.22	0.62	1.40
10	16	4NF513	2.13	90	26	0.25	0.93	-0.55	0.91	-0.51	0.47	1.13
10	17	4NF714	2.39	89	27	0.25	0.75	-2.22	0.67	-2.32	0.64	1.46
10	18	40013	-1.75	51	45	0.49	1.03	0.19	0.62	-0.41	0.39	1.04
10	19	4MD47	-1.41	121	111	0.34	0.90	-0.31	1.29	0.80	0.28	1.04
10	20	40263	-1.26	43	37	0.47	0.99	0.08	1.42	0.76	0.25	0.91
10	21	40252	-0.93	56	44	0.36	1.18	0.98	1.01	0.17	0.29	0.81
10	22	40718	-0.69	46	38	0.42	0.93	-0.21	0.70	-0.50	0.43	1.11
10	23	40879	-0.17	56	37	0.32	0.97	-0.18	1.01	0.13	0.46	1.04
10	24	40329	0.15	65	43	0.31	1.10	0.70	1.28	0.98	0.43	0.79
10	25	41008	0.56	55	30	0.31	1.28	2.15	1.29	1.62	0.26	0.30
10	26	41006	0.89	61	30	0.29	1.15	1.34	1.20	1.17	0.33	0.56
10	27	41037	1.86	53	14	0.34	1.11	0.69	1.41	1.24	0.27	0.75
10	28	4G324	-0.04	122	95	0.24	0.97	-0.24	0.83	-0.61	0.40	1.07
10	29	4G24	0.35	91	67	0.25	0.98	-0.11	1.38	1.76	0.31	0.99
10	30	4G19	1.29	104	51	0.22	0.98	-0.20	0.98	-0.17	0.44	1.06

Form	Item		Difficulty	<i>n</i>	Score	Error	IN.MSQ	IN.ZSTD	OUT.MSQ	OUT.ZSTD	PTME	Discrim
	Number	Item ID										
BMF	1	4OA416	-0.41	119	99	0.26	0.85	-1.01	0.59	-1.32	0.46	1.20
BMF	2	4OA29	0.98	92	57	0.23	0.85	-1.84	0.83	-1.20	0.51	1.44
BMF	3	4OA57	1.55	89	50	0.23	0.95	-0.61	0.92	-0.67	0.42	1.20
BMF	4	40763	0.45	52	30	0.31	0.80	-1.68	0.73	-1.56	0.61	1.53
BMF	5	4NBT11	0.67	109	75	0.22	0.96	-0.45	0.87	-0.80	0.39	1.14
BMF	6	4NBT14	1.32	112	61	0.21	1.03	0.44	1.03	0.33	0.36	0.90
BMF	7	4NF713	-0.76	110	97	0.31	0.89	-0.49	0.69	-0.92	0.40	1.11
BMF	8	4NF25	-0.43	114	90	0.24	0.91	-0.69	0.84	-0.83	0.41	1.13
BMF	9	40955	-0.24	56	42	0.34	0.92	-0.48	0.73	-0.64	0.46	1.18
BMF	10	40512	0.14	56	33	0.30	0.92	-0.66	0.83	-0.94	0.49	1.27
BMF	11	40215	0.49	56	27	0.31	1.00	0.04	0.99	0.03	0.49	1.00
BMF	12	40052	0.72	55	29	0.30	0.94	-0.50	0.89	-0.52	0.47	1.20
BMF	13	40689	0.88	55	24	0.30	1.01	0.14	0.98	-0.05	0.40	0.99
BMF	14	4NF12	1.35	97	51	0.22	1.11	1.45	1.12	1.12	0.27	0.60
BMF	15	40219	1.55	56	16	0.33	1.03	0.27	1.02	0.15	0.41	0.94
BMF	16	40969	2.10	57	17	0.33	1.14	0.91	1.30	1.15	0.32	0.72
BMF	17	40068	2.42	3037	657	0.05	0.93	-2.66	1.12	2.10	0.46	1.06
BMF	18	40559	-1.70	52	47	0.50	1.00	0.11	1.02	0.29	0.25	0.98
BMF	19	4MD52	-1.42	92	86	0.43	0.96	0.01	0.63	-0.53	0.26	1.05
BMF	20	40610	-1.26	51	43	0.41	0.88	-0.41	0.67	-0.63	0.40	1.15
BMF	21	41093	-0.89	46	36	0.39	0.74	-1.34	0.52	-1.22	0.61	1.37
BMF	22	40309	-0.72	54	41	0.35	0.92	-0.39	0.76	-0.62	0.47	1.14
BMF	23	4MD54	-0.18	90	67	0.26	0.98	-0.12	0.93	-0.26	0.33	1.04
BMF	24	40427	0.16	56	32	0.30	1.08	0.71	1.01	0.10	0.36	0.83
BMF	25	40430	0.55	63	35	0.29	1.17	1.60	1.19	0.82	0.34	0.49
BMF	26	40579	0.86	62	28	0.29	1.07	0.61	1.20	1.13	0.39	0.75
BMF	27	40109	1.80	56	16	0.33	1.00	0.08	1.20	0.82	0.38	0.95
BMF	28	4G115	-0.04	93	67	0.25	1.01	0.15	0.98	-0.03	0.31	0.99
BMF	29	4G330	0.42	89	65	0.26	0.95	-0.40	0.86	-0.64	0.40	1.12
BMF	30	4G226	1.51	105	55	0.21	1.03	0.46	1.02	0.24	0.36	0.89

Note. BMF = Benchmark Fall.

Form	Item Number	Item ID	Difficulty	<i>n</i>	Score	Error	IN.MSQ	IN.ZSTD	OUT.MSQ	OUT.ZSTD	PTME	Discrim
BMF	31	5OA34	-1.24	237	219	0.25	0.95	-0.22	0.75	-0.64	0.27	1.05
BMF	32	5NBT25	-0.33	94	77	0.28	0.85	-0.94	0.62	-1.49	0.44	1.22
BMF	33	5OA11	-0.15	112	85	0.24	0.82	-1.59	0.76	-1.25	0.49	1.28
BMF	34	5G412	0.63	124	85	0.21	0.98	-0.20	0.89	-0.64	0.34	1.09
BMF	35	5MD415	1.00	95	42	0.22	0.91	-1.28	0.88	-1.31	0.44	1.40
BMF	36	3NF29	-1.15	106	98	0.39	0.98	0.03	1.12	0.39	0.26	1.00
BMF	37	3G119	-0.69	225	202	0.23	0.90	-0.55	0.68	-1.12	0.37	1.09
BMF	38	3NBT13	0.24	117	91	0.24	0.86	-1.18	0.67	-1.33	0.47	1.24
BMF	39	3MD26	0.81	117	80	0.22	0.89	-1.24	0.77	-1.27	0.49	1.27
BMF	40	3NF317	1.44	106	56	0.22	0.90	-1.15	0.81	-1.41	0.55	1.29

Note. BMF = Benchmark Fall.

Form	Item Number	Item ID	Difficulty	<i>n</i>	Score	Error	IN.MSQ	IN.ZSTD	OUT.MSQ	OUT.ZSTD	PTME	Discrim
BMW	1	4OA412	-0.41	89	74	0.29	0.95	-0.25	0.78	-0.71	0.32	1.09
BMW	2	4OA124	1.01	106	66	0.22	0.96	-0.50	0.93	-0.49	0.40	1.13
BMW	3	4OA311	1.53	90	36	0.24	1.11	1.23	1.21	1.62	0.27	0.63
BMW	4	4NBT311	0.45	106	77	0.23	0.92	-0.78	0.93	-0.33	0.39	1.15
BMW	5	4NBT611	0.67	89	61	0.25	0.80	-2.07	0.75	-1.46	0.55	1.46
BMW	6	4NBT617	1.32	106	46	0.21	1.06	0.83	1.08	0.99	0.26	0.75
BMW	7	4NF713	-0.76	110	97	0.31	0.89	-0.49	0.69	-0.92	0.40	1.11
BMW	8	40506	-0.43	54	40	0.35	1.00	0.03	1.00	0.12	0.44	1.00
BMW	9	40365	-0.24	72	52	0.30	0.79	-1.60	0.88	-0.29	0.55	1.30
BMW	10	40803	0.14	55	36	0.31	0.95	-0.39	0.86	-0.54	0.46	1.16
BMW	11	40809	0.00	51	30	0.00	0.92	-0.68	0.82	-0.90	0.49	1.29
BMW	12	4NF78	0.72	104	59	0.21	1.00	0.07	1.01	0.19	0.33	0.97
BMW	13	40672	0.88	63	30	0.28	0.96	-0.42	0.93	-0.41	0.43	1.16
BMW	14	40980	1.35	57	23	0.31	1.04	0.36	1.07	0.32	0.42	0.88
BMW	15	40818	1.55	52	19	0.34	0.94	-0.38	1.09	0.42	0.47	1.05
BMW	16	4NF312	2.10	96	34	0.23	0.87	-1.34	0.88	-0.80	0.51	1.27
BMW	17	4NF313	2.42	92	30	0.24	0.79	-2.09	0.76	-1.69	0.59	1.42
BMW	18	40581	-1.71	54	47	0.44	0.86	-0.42	0.64	-0.68	0.48	1.14
BMW	19	4MD52	-1.42	92	86	0.43	0.96	0.01	0.63	-0.53	0.26	1.05
BMW	20	40305	-1.26	54	45	0.39	0.87	-0.51	0.72	-0.56	0.41	1.15
BMW	21	40297	-0.89	60	47	0.36	0.86	-0.66	0.67	-0.61	0.51	1.19
BMW	22	40714	-0.72	50	36	0.36	1.00	0.05	0.84	-0.39	0.49	1.04
BMW	23	4MD54	-0.18	90	67	0.26	0.98	-0.12	0.93	-0.26	0.33	1.04
BMW	24	40759	0.17	57	30	0.30	0.95	-0.41	0.90	-0.50	0.50	1.16
BMW	25	4MD512	0.55	91	61	0.24	1.17	1.87	1.32	1.93	0.15	0.47
BMW	26	40432	0.86	48	26	0.31	1.14	1.39	1.18	1.15	0.23	0.36
BMW	27	4MD78	1.80	116	53	0.21	1.35	3.62	1.43	2.91	0.24	0.15
BMW	28	4G325	0.04	104	76	0.24	0.92	-0.64	0.82	-0.95	0.47	1.15
BMW	29	4G119	0.41	113	82	0.23	1.32	2.81	1.49	2.66	0.01	0.38
BMW	30	4G226	1.51	105	55	0.21	1.03	0.46	1.02	0.24	0.36	0.89

Note. BMW = Benchmark Winter.

Form	Item Number	Item ID	Difficulty	<i>n</i>	Score	Error	IN.MSQ	IN.ZSTD	OUT.MSQ	OUT.ZSTD	PTME	Discrim
BMW	31	50192	-1.24	58	48	0.38	0.99	0.02	0.89	-0.08	0.36	1.02
BMW	32	50109	-0.33	52	33	0.33	0.90	-0.63	0.87	-0.33	0.55	1.18
BMW	33	5NBT53	-0.14	113	97	0.28	0.84	-0.88	0.62	-1.44	0.46	1.18
BMW	34	5OA229	0.62	99	71	0.24	0.89	-0.97	0.79	-1.24	0.50	1.22
BMW	35	5NF79	0.98	102	66	0.23	1.01	0.09	0.92	-0.34	0.41	1.01
BMW	36	3NF26	-1.10	123	116	0.40	0.91	-0.18	0.57	-0.60	0.33	1.08
BMW	37	3G17	-0.69	108	97	0.35	1.12	0.58	1.23	0.58	0.26	0.88
BMW	38	3NBT229	0.24	111	93	0.28	0.90	-0.54	0.77	-0.60	0.41	1.11
BMW	39	3MD87	0.82	107	78	0.25	1.16	1.26	1.04	0.26	0.41	0.81
BMW	40	3NF265	1.42	120	71	0.21	1.01	0.15	0.96	-0.25	0.44	1.01

Note. BMW = Benchmark Winter.

Form	Item		Difficulty	<i>n</i>	Score	Error	IN.MSQ	IN.ZSTD	OUT.MSQ	OUT.ZSTD	PTME	Discrim
	Number	Item ID										
BMS	1	4OA37	-0.41	120	98	0.25	0.96	-0.21	0.79	-0.93	0.38	1.08
BMS	2	4OA418	1.04	105	65	0.22	1.08	0.98	1.10	0.80	0.30	0.75
BMS	3	4OA54	1.53	224	116	0.15	1.03	0.61	1.02	0.25	0.42	0.91
BMS	4	4NBT311	0.45	106	77	0.23	0.92	-0.78	0.93	-0.33	0.39	1.15
BMS	5	4NBT611	0.67	89	61	0.25	0.80	-2.07	0.75	-1.46	0.55	1.46
BMS	6	4NBT55	1.32	89	46	0.23	1.12	1.49	1.19	1.81	0.26	0.51
BMS	7	40660	-0.76	55	43	0.36	0.98	-0.06	0.87	-0.18	0.39	1.05
BMS	8	40966	-0.42	50	36	0.37	1.17	0.92	1.23	0.65	0.39	0.74
BMS	9	40365	-0.24	72	52	0.30	0.79	-1.60	0.88	-0.29	0.55	1.30
BMS	10	40803	0.14	55	36	0.31	0.95	-0.39	0.86	-0.54	0.46	1.16
BMS	11	4NF26	0.49	110	78	0.22	1.00	0.07	0.93	-0.40	0.36	1.02
BMS	12	40810	0.72	62	30	0.29	1.02	0.18	1.10	0.59	0.43	0.91
BMS	13	40066	0.90	60	27	0.31	0.92	-0.55	0.96	-0.12	0.51	1.13
BMS	14	40062	1.35	63	27	0.30	0.88	-1.01	0.87	-0.53	0.55	1.28
BMS	15	4NF75	1.55	91	44	0.23	0.94	-0.68	0.95	-0.42	0.45	1.17
BMS	16	4NF312	2.10	96	34	0.23	0.87	-1.34	0.88	-0.80	0.51	1.27
BMS	17	4NF414	2.40	90	30	0.24	1.05	0.47	1.10	0.71	0.34	0.87
BMS	18	40873	-1.71	44	40	0.55	1.09	0.35	1.21	0.51	0.15	0.91
BMS	19	40306	-1.42	65	56	0.39	0.94	-0.16	1.12	0.39	0.35	1.04
BMS	20	40713	-1.26	50	41	0.40	1.03	0.19	1.11	0.38	0.32	0.95
BMS	21	40592	-0.89	49	40	0.42	0.87	-0.46	0.74	-0.42	0.53	1.13
BMS	22	40880	-0.72	55	42	0.35	1.03	0.21	0.98	0.07	0.35	0.96
BMS	23	40792	-0.18	54	34	0.32	0.90	-0.82	0.90	-0.26	0.48	1.24
BMS	24	40910	0.17	56	34	0.31	1.08	0.63	1.29	1.41	0.36	0.76
BMS	25	41033	0.55	54	30	0.31	1.01	0.12	1.00	0.05	0.44	0.98
BMS	26	40163	0.86	55	28	0.31	0.74	-2.09	0.88	-0.45	0.64	1.50
BMS	27	4MD72	1.80	89	37	0.24	1.21	2.20	1.26	2.25	0.20	0.37
BMS	28	4G133	0.04	94	73	0.26	1.02	0.18	1.10	0.49	0.26	0.94
BMS	29	4G232	0.41	209	141	0.16	0.91	-1.49	0.88	-1.14	0.44	1.23
BMS	30	4G233	1.52	94	46	0.22	0.91	-1.20	0.88	-1.11	0.49	1.33

Note. BMS = Benchmark Spring.

Form	Item Number	Item ID	Difficulty	<i>n</i>	Score	Error	IN.MSQ	IN.ZSTD	OUT.MSQ	OUT.ZSTD	PTME	Discrim
BMS	31	50661	-1.25	52	41	0.36	0.93	-0.31	0.98	0.04	0.36	1.07
BMS	32	5G122	-0.33	111	91	0.26	0.92	-0.49	0.81	-0.70	0.36	1.10
BMS	33	5G34	-0.15	125	95	0.22	1.03	0.33	1.11	0.63	0.28	0.92
BMS	34	51029	0.62	56	28	0.30	0.96	-0.35	0.90	-0.62	0.48	1.16
BMS	35	5OA322	1.01	100	59	0.22	0.86	-1.98	0.80	-1.75	0.51	1.54
BMS	36	3NF28	-1.08	111	103	0.39	0.95	-0.08	0.63	-0.45	0.31	1.05
BMS	37	3G211	-0.69	108	97	0.35	0.89	-0.44	0.77	-0.29	0.40	1.10
BMS	38	3NBT321	0.25	106	83	0.26	0.97	-0.16	0.75	-1.04	0.44	1.09
BMS	39	3MD25	0.83	127	88	0.22	0.80	-2.14	0.65	-2.06	0.60	1.39
BMS	40	3NF280	1.40	116	70	0.21	0.96	-0.50	0.90	-0.78	0.44	1.15

Note. BMS = Benchmark Spring.

Appendix C: Distractor Statistics by Test Form

Form	Item Number	ItemID	Response	Score	n	n %	Avg. Prsn Msr	SE	OUT.MSQ	PTME
1	1	4OA52	*	-1	4795	98	0.98	0.02	0.00	-0.09
1	1	4OA52	A	1	79	89	1.99	0.10	0.95	0.36
1	1	4OA52	B	0	7	8	0.93	0.18	0.57	-0.30
1	1	4OA52	C	0	3	3	0.99	0.22	0.58	-0.18
1	1	4OA52	D	0	0	0	0.00	0.00	0.00	0.00
1	2	4OA47	*	-1	4780	98	0.99	0.02	0.00	-0.03
1	2	4OA47	A	1	58	56	1.65	0.12	0.91	0.46
1	2	4OA47	B	0	16	15	0.81	0.20	0.92	-0.18
1	2	4OA47	C	0	30	29	0.68	0.18	0.90	-0.36
1	2	4OA47	D	0	0	0	0.00	0.00	0.00	0.00
1	3	4OA113	*	-1	4763	98	0.99	0.02	0.00	-0.04
1	3	4OA113	A	1	52	43	1.46	0.13	1.38	0.16
1	3	4OA113	B	0	3	2	0.42	1.00	1.00	-0.16
1	3	4OA113	C	0	66	55	1.21	0.09	1.15	-0.11
1	3	4OA113	D	0	0	0	0.00	0.00	0.00	0.00
1	4	4NBT47	*	-1	4775	98	0.98	0.02	0.00	-0.08
1	4	4NBT47	A	1	81	74	1.96	0.12	0.97	0.42
1	4	4NBT47	B	0	9	8	0.77	0.31	0.71	-0.26
1	4	4NBT47	C	0	19	17	1.02	0.13	0.76	-0.29
1	4	4NBT47	D	0	0	0	0.00	0.00	0.00	0.00
1	5	4NBT419	*	-1	4790	98	0.99	0.02	0.00	-0.05
1	5	4NBT419	A	1	64	68	1.83	0.11	0.85	0.52
1	5	4NBT419	B	0	19	20	0.94	0.13	0.77	-0.31
1	5	4NBT419	C	0	11	12	0.56	0.18	0.56	-0.37
1	5	4NBT419	D	0	0	0	0.00	0.00	0.00	0.00
1	6	4NBT42	*	-1	4793	98	0.99	0.02	0.00	-0.06
1	6	4NBT42	A	1	52	57	1.92	0.12	0.90	0.47
1	6	4NBT42	B	0	33	36	1.12	0.11	0.86	-0.36
1	6	4NBT42	C	0	6	7	0.73	0.36	0.61	-0.24
1	6	4NBT42	D	0	0	0	0.00	0.00	0.00	0.00

Form	Item Number	ItemID	Response	Score	n	n %	Avg. Prsn Msr	SE	OUT.MSQ	PTME
1	7	4NF520	*	-1	4780	98	0.99	0.02	0.00	-0.03
1	7	4NF520	A	1	88	85	1.40	0.10	0.92	0.38
1	7	4NF520	B	0	7	7	-0.10	0.29	0.46	-0.36
1	7	4NF520	C	0	9	9	0.68	0.34	1.17	-0.17
1	7	4NF520	D	0	0	0	0.00	0.00	0.00	0.00
1	8	4NF710	*	-1	4792	98	0.99	0.02	0.00	-0.05
1	8	4NF710	A	1	77	84	1.69	0.10	0.88	0.46
1	8	4NF710	B	0	9	10	0.41	0.15	0.47	-0.39
1	8	4NF710	C	0	6	7	0.72	0.25	0.70	-0.22
1	8	4NF710	D	0	0	0	0.00	0.00	0.00	0.00
1	9	40685	*	-1	4821	99	1.00	0.02	0.00	0.00
1	9	40685	A	1	46	73	1.20	0.18	1.15	0.27
1	9	40685	B	0	7	11	0.66	0.44	1.47	-0.11
1	9	40685	C	0	5	8	0.25	0.20	0.66	-0.19
1	9	40685	D	0	5	8	0.48	0.58	1.36	-0.13
1	10	4NF417	*	-1	4794	98	1.00	0.02	0.00	-0.01
1	10	4NF417	A	1	62	69	1.36	0.12	0.94	0.42
1	10	4NF417	B	0	6	7	0.00	0.26	0.47	-0.31
1	10	4NF417	C	0	22	24	0.62	0.12	0.86	-0.28
1	10	4NF417	D	0	0	0	0.00	0.00	0.00	0.00
1	11	40056	*	-1	4835	99	1.00	0.02	0.00	0.02
1	11	40056	A	1	27	55	1.09	0.23	1.19	0.35
1	11	40056	B	0	8	16	0.47	0.33	1.15	-0.11
1	11	40056	C	0	6	12	-0.12	0.21	0.50	-0.30
1	11	40056	D	0	8	16	0.51	0.20	0.98	-0.10
1	12	4NF71	*	-1	4795	98	1.00	0.02	0.00	-0.01
1	12	4NF71	A	1	51	57	1.42	0.13	0.93	0.39
1	12	4NF71	B	0	34	38	0.65	0.16	1.30	-0.36
1	12	4NF71	C	0	4	4	0.77	0.21	0.84	-0.07
1	12	4NF71	D	0	0	0	0.00	0.00	0.00	0.00

Form	Item Number	ItemID	Response	Score	n	n %	Avg. Prsn Msr	SE	OUT.MSQ	PTME
1	13	40206	*	-1	4831	99	1.00	0.02	0.00	0.03
1	13	40206	A	1	23	43	1.15	0.29	1.56	0.35
1	13	40206	B	0	18	34	0.33	0.20	0.89	-0.17
1	13	40206	C	0	3	6	0.28	0.55	0.89	-0.07
1	13	40206	D	0	9	17	0.02	0.51	1.08	-0.21
1	14	4NF41	*	-1	4780	98	0.99	0.02	0.00	-0.03
1	14	4NF41	A	1	51	49	1.40	0.13	1.33	0.16
1	14	4NF41	B	0	23	22	1.29	0.24	2.03	0.03
1	14	4NF41	C	0	30	29	0.92	0.17	1.02	-0.20
1	14	4NF41	D	0	0	0	0.00	0.00	0.00	0.00
1	15	4NF412	*	-1	4779	98	0.98	0.02	0.00	-0.08
1	15	4NF412	A	1	55	52	1.82	0.17	1.29	0.13
1	15	4NF412	B	0	7	7	1.05	0.37	0.85	-0.15
1	15	4NF412	C	0	43	41	1.62	0.14	1.54	-0.05
1	15	4NF412	D	0	0	0	0.00	0.00	0.00	0.00
1	16	40683	*	-1	4829	99	1.00	0.02	0.00	0.01
1	16	40683	A	1	17	31	2.06	0.41	1.71	0.46
1	16	40683	B	0	6	11	-0.67	0.21	0.17	-0.34
1	16	40683	C	0	16	29	0.83	0.24	1.01	-0.04
1	16	40683	D	0	16	29	0.44	0.43	0.85	-0.19
1	17	40216	*	-1	4828	99	1.00	0.02	0.00	0.04
1	17	40216	A	1	10	18	2.24	0.54	0.75	0.53
1	17	40216	B	0	29	52	0.26	0.20	1.00	-0.17
1	17	40216	C	0	11	20	-0.19	0.46	0.97	-0.23
1	17	40216	D	0	6	11	0.11	0.53	0.77	-0.09
1	18	40570	*	-1	4824	99	1.00	0.02	0.00	0.02
1	18	40570	A	1	54	90	0.88	0.14	0.99	0.28
1	18	40570	B	0	0	0	0.00	0.00	0.00	0.00
1	18	40570	C	0	2	3	-0.65	0.19	0.35	-0.25
1	18	40570	D	0	4	7	0.17	0.25	0.85	-0.16

Form	Item Number	ItemID	Response	Score	n	n %	Avg. Prsn Msr	SE	OUT.MSQ	PTME
1	19	40565	*	-1	4822	99	1.00	0.02	0.00	0.01
1	19	40565	A	1	54	87	0.98	0.16	0.96	0.26
1	19	40565	B	0	2	3	0.06	0.66	0.86	-0.12
1	19	40565	C	0	3	5	0.39	0.63	1.31	-0.09
1	19	40565	D	0	3	5	-0.27	0.97	1.20	-0.21
1	20	41045	*	-1	4813	99	1.00	0.02	0.00	0.02
1	20	41045	A	1	60	85	0.99	0.13	0.96	0.47
1	20	41045	B	0	9	13	-0.23	0.19	0.55	-0.29
1	20	41045	C	0	0	0	0.00	0.00	0.00	0.00
1	20	41045	D	0	2	3	-2.55	2.99	0.94	-0.44
1	21	40189	*	-1	4828	99	1.00	0.02	0.00	0.02
1	21	40189	A	1	44	79	1.20	0.19	0.71	0.57
1	21	40189	B	0	7	13	-0.82	0.42	0.50	-0.43
1	21	40189	C	0	1	2	-1.76	0.00	0.12	-0.24
1	21	40189	D	0	4	7	-0.38	0.11	0.50	-0.23
1	22	40463	*	-1	4829	99	1.00	0.02	0.00	0.01
1	22	40463	A	1	43	78	1.22	0.20	0.89	0.41
1	22	40463	B	0	6	11	-0.26	0.30	0.55	-0.31
1	22	40463	C	0	2	4	0.16	0.08	0.69	-0.11
1	22	40463	D	0	4	7	-0.04	0.59	0.82	-0.20
1	23	41052	*	-1	4825	99	1.00	0.02	0.00	0.02
1	23	41052	A	1	39	66	1.25	0.22	0.82	0.51
1	23	41052	B	0	2	3	-0.11	0.48	0.66	-0.11
1	23	41052	C	0	10	17	-0.27	0.40	1.06	-0.31
1	23	41052	D	0	8	14	-0.37	0.33	0.66	-0.30
1	24	40886	*	-1	4829	99	1.00	0.02	0.00	0.01
1	24	40886	A	1	35	64	1.28	0.17	0.84	0.54
1	24	40886	B	0	6	11	0.30	0.26	0.81	-0.17
1	24	40886	C	0	3	5	0.90	0.36	1.41	0.01
1	24	40886	D	0	11	20	-0.31	0.22	0.49	-0.53

Form	Item Number	ItemID	Response	Score	n	n %	Avg. Prsn Msr	SE	OUT.MSQ	PTME
1	25	40294	*	-1	4828	99	1.00	0.02	0.00	0.02
1	25	40294	A	1	31	55	1.06	0.22	1.67	0.24
1	25	40294	B	0	16	29	0.60	0.28	1.61	-0.11
1	25	40294	C	0	7	13	0.14	0.41	0.87	-0.21
1	25	40294	D	0	2	4	0.85	0.23	1.14	0.01
1	26	4MD67	*	-1	4780	98	0.99	0.02	0.00	-0.03
1	26	4MD67	A	1	60	58	1.45	0.12	1.13	0.24
1	26	4MD67	B	0	28	27	1.07	0.18	1.39	-0.10
1	26	4MD67	C	0	16	15	0.75	0.29	1.19	-0.21
1	26	4MD67	D	0	0	0	0.00	0.00	0.00	0.00
1	27	40409	*	-1	4820	99	1.00	0.02	0.00	0.01
1	27	40409	A	1	21	33	1.81	0.32	1.14	0.47
1	27	40409	B	0	11	17	0.63	0.31	0.97	-0.07
1	27	40409	C	0	11	17	0.76	0.22	0.98	-0.03
1	27	40409	D	0	21	33	0.07	0.30	0.61	-0.38
1	28	4G319	*	-1	4792	98	0.99	0.02	0.00	-0.05
1	28	4G319	A	1	75	82	1.57	0.12	0.97	0.31
1	28	4G319	B	0	14	15	0.74	0.15	0.77	-0.29
1	28	4G319	C	0	3	3	0.85	0.29	0.80	-0.10
1	28	4G319	D	0	0	0	0.00	0.00	0.00	0.00
1	29	4G112	*	-1	4790	98	0.99	0.02	0.00	-0.06
1	29	4G112	A	1	66	70	1.73	0.12	1.14	0.28
1	29	4G112	B	0	14	15	0.95	0.17	0.79	-0.27
1	29	4G112	C	0	14	15	1.35	0.20	1.24	-0.09
1	29	4G112	D	0	0	0	0.00	0.00	0.00	0.00
1	30	4G129	*	-1	4792	98	0.99	0.02	0.00	-0.06
1	30	4G129	A	1	53	58	1.73	0.13	1.19	0.19
1	30	4G129	B	0	22	24	1.24	0.19	1.16	-0.20
1	30	4G129	C	0	17	18	1.55	0.23	1.59	-0.01
1	30	4G129	D	0	0	0	0.00	0.00	0.00	0.00

Form	Item Number	ItemID	Response	Score	n	n %	Avg. Prsn Msr	SE	OUT.MSQ	PTME
2	1	4OA38	*	-1	4794	98	1.00	0.02	0.00	-0.01
2	1	4OA38	A	1	70	78	1.22	0.12	1.04	0.26
2	1	4OA38	B	0	12	13	0.76	0.17	1.04	-0.14
2	1	4OA38	C	0	8	9	0.43	0.25	0.79	-0.22
2	1	4OA38	D	0	0	0	0.00	0.00	0.00	0.00
2	2	4OA316	*	-1	4793	98	0.99	0.02	0.00	-0.05
2	2	4OA316	A	1	54	59	1.87	0.14	0.85	0.54
2	2	4OA316	B	0	20	22	0.81	0.12	0.71	-0.33
2	2	4OA316	C	0	17	19	0.75	0.10	0.63	-0.33
2	2	4OA316	D	0	0	0	0.00	0.00	0.00	0.00
2	3	4OA48	*	-1	4775	98	0.98	0.02	0.00	-0.08
2	3	4OA48	A	1	54	50	2.02	0.15	1.21	0.30
2	3	4OA48	B	0	26	24	1.49	0.16	1.14	-0.11
2	3	4OA48	C	0	29	27	1.30	0.18	1.11	-0.23
2	3	4OA48	D	0	0	0	0.00	0.00	0.00	0.00
2	4	4NBT51	*	-1	4789	98	0.99	0.02	0.00	-0.04
2	4	4NBT51	A	1	66	69	1.76	0.11	0.82	0.53
2	4	4NBT51	B	0	15	16	0.65	0.14	0.64	-0.32
2	4	4NBT51	C	0	14	15	0.53	0.23	0.69	-0.36
2	4	4NBT51	D	0	0	0	0.00	0.00	0.00	0.00
2	5	4NBT113	*	-1	4762	98	0.99	0.02	0.00	-0.04
2	5	4NBT113	A	1	78	64	1.55	0.10	1.03	0.35
2	5	4NBT113	B	0	34	28	0.99	0.14	1.14	-0.23
2	5	4NBT113	C	0	10	8	0.59	0.20	0.66	-0.24
2	5	4NBT113	D	0	0	0	0.00	0.00	0.00	0.00
2	6	40778	*	-1	4830	99	1.00	0.02	0.00	0.02
2	6	40778	A	1	21	39	1.69	0.28	0.76	0.58
2	6	40778	B	0	8	15	0.24	0.31	0.74	-0.19
2	6	40778	C	0	16	30	0.13	0.18	0.66	-0.35
2	6	40778	D	0	9	17	0.37	0.30	0.89	-0.15

Form	Item Number	ItemID	Response	Score	n	n %	Avg. Prsn Msr	SE	OUT.MSQ	PTME
2	7	4NF511	*	-1	4781	98	0.98	0.02	0.00	-0.08
2	7	4NF511	A	1	92	89	1.88	0.10	0.90	0.40
2	7	4NF511	B	0	4	4	0.70	0.31	0.57	-0.20
2	7	4NF511	C	0	7	7	0.47	0.25	0.48	-0.33
2	7	4NF511	D	0	0	0	0.00	0.00	0.00	0.00
2	8	40224	*	-1	4606	94	0.97	0.02	0.00	-0.08
2	8	40224	A	1	225	81	1.56	0.07	1.04	0.30
2	8	40224	B	0	21	8	0.84	0.19	1.12	-0.14
2	8	40224	C	0	28	10	0.74	0.19	1.24	-0.20
2	8	40224	D	0	4	1	-0.21	0.41	0.37	-0.17
2	9	40507	*	-1	4829	99	1.00	0.02	0.00	0.04
2	9	40507	A	1	36	65	0.83	0.16	0.98	0.33
2	9	40507	B	0	9	16	0.30	0.34	1.32	-0.11
2	9	40507	C	0	7	13	-0.39	0.48	0.79	-0.33
2	9	40507	D	0	3	5	0.44	1.06	2.86	-0.03
2	10	40534	*	-1	4829	99	1.00	0.02	0.00	0.02
2	10	40534	A	1	35	64	1.27	0.19	1.08	0.47
2	10	40534	B	0	8	15	0.04	0.21	0.57	-0.22
2	10	40534	C	0	4	7	0.92	0.36	1.46	0.03
2	10	40534	D	0	8	15	-0.69	0.71	0.56	-0.44
2	11	40209	*	-1	4833	99	1.00	0.02	0.00	0.01
2	11	40209	A	1	30	59	1.32	0.24	1.04	0.37
2	11	40209	B	0	10	20	0.53	0.36	1.70	-0.16
2	11	40209	C	0	2	4	0.44	0.41	0.80	-0.08
2	11	40209	D	0	9	18	0.22	0.25	0.76	-0.27
2	12	40977	*	-1	4837	99	1.00	0.02	0.00	0.03
2	12	40977	A	1	23	49	1.08	0.28	1.23	0.30
2	12	40977	B	0	3	6	0.19	0.75	1.15	-0.09
2	12	40977	C	0	5	11	0.62	0.26	1.13	-0.01
2	12	40977	D	0	16	34	0.19	0.36	1.28	-0.26

Form	Item Number	ItemID	Response	Score	n	n %	Avg. Prsn Msr	SE	OUT.MSQ	PTME
2	13	4NF214	*	-1	4779	98	0.98	0.02	0.00	-0.08
2	13	4NF214	A	1	67	64	1.94	0.13	1.09	0.28
2	13	4NF214	B	0	30	29	1.31	0.17	1.15	-0.25
2	13	4NF214	C	0	8	8	1.43	0.16	0.95	-0.08
2	13	4NF214	D	0	0	0	0.00	0.00	0.00	0.00
2	14	40388	*	-1	4835	99	1.00	0.02	0.00	0.00
2	14	40388	A	1	22	45	1.62	0.23	0.97	0.45
2	14	40388	B	0	0	0	0.00	0.00	0.00	0.00
2	14	40388	C	0	26	53	0.71	0.15	0.93	-0.31
2	14	40388	D	0	1	2	-3.03	0.00	0.02	-0.51
2	15	40680	*	-1	4829	99	1.00	0.02	0.00	0.00
2	15	40680	A	1	22	40	1.97	0.34	1.63	0.54
2	15	40680	B	0	8	15	0.36	0.32	0.71	-0.20
2	15	40680	C	0	16	29	0.36	0.21	0.70	-0.30
2	15	40680	D	0	9	16	0.52	0.33	0.88	-0.16
2	16	40531	*	-1	4833	99	1.00	0.02	0.00	0.00
2	16	40531	A	1	15	29	1.73	0.40	1.59	0.42
2	16	40531	B	0	7	14	0.32	0.35	0.62	-0.20
2	16	40531	C	0	22	43	0.89	0.16	1.09	-0.04
2	16	40531	D	0	7	14	0.03	0.41	0.55	-0.30
2	17	4NF212	*	-1	4788	98	0.99	0.02	0.00	-0.05
2	17	4NF212	A	1	26	27	2.24	0.22	0.90	0.50
2	17	4NF212	B	0	26	27	0.84	0.14	0.59	-0.35
2	17	4NF212	C	0	44	46	1.26	0.12	0.96	-0.14
2	17	4NF212	D	0	0	0	0.00	0.00	0.00	0.00
2	18	40941	*	-1	4829	99	1.00	0.02	0.00	0.04
2	18	40941	A	1	48	87	0.66	0.18	1.35	0.22
2	18	40941	B	0	4	7	0.28	0.32	1.35	-0.06
2	18	40941	C	0	2	4	-0.71	0.85	0.62	-0.20
2	18	40941	D	0	1	2	-0.65	0.00	0.48	-0.13

Form	Item Number	ItemID	Response	Score	n	n %	Avg. Prsn Msr	SE	OUT.MSQ	PTME
2	19	40899	*	-1	4829	99	1.00	0.02	0.00	0.01
2	19	40899	A	1	46	84	1.15	0.23	1.07	0.41
2	19	40899	B	0	2	4	0.49	0.25	1.27	-0.04
2	19	40899	C	0	5	9	-0.43	0.39	0.66	-0.23
2	19	40899	D	0	2	4	-2.86	2.50	0.52	-0.42
2	20	40304	*	-1	4815	99	1.00	0.02	0.00	0.00
2	20	40304	A	1	58	84	1.36	0.18	0.80	0.53
2	20	40304	B	0	7	10	-0.22	0.25	0.67	-0.27
2	20	40304	C	0	3	4	-2.00	0.50	0.12	-0.42
2	20	40304	D	0	1	1	-1.94	0.00	0.10	-0.23
2	21	40281	*	-1	4831	99	1.00	0.02	0.00	0.01
2	21	40281	A	1	41	77	1.30	0.27	1.00	0.39
2	21	40281	B	0	9	17	-0.22	0.50	1.49	-0.25
2	21	40281	C	0	0	0	0.00	0.00	0.00	0.00
2	21	40281	D	0	3	6	-1.58	2.26	1.43	-0.31
2	22	40738	*	-1	4832	99	1.00	0.02	0.00	0.00
2	22	40738	A	1	41	79	1.31	0.20	0.85	0.51
2	22	40738	B	0	3	6	0.01	0.35	0.70	-0.17
2	22	40738	C	0	3	6	-0.66	0.48	0.40	-0.30
2	22	40738	D	0	5	10	-0.42	0.32	0.49	-0.33
2	23	40743	*	-1	4829	99	1.00	0.02	0.00	0.04
2	23	40743	A	1	35	64	0.86	0.22	1.24	0.33
2	23	40743	B	0	6	11	0.10	0.68	1.66	-0.09
2	23	40743	C	0	5	9	-0.51	0.41	0.57	-0.21
2	23	40743	D	0	9	16	-0.22	0.71	1.46	-0.20
2	24	41195	*	-1	4834	99	1.00	0.02	0.00	0.03
2	24	41195	A	1	31	62	1.02	0.16	1.03	0.47
2	24	41195	B	0	3	6	-0.92	0.39	0.25	-0.41
2	24	41195	C	0	12	24	0.40	0.20	1.04	-0.15
2	24	41195	D	0	4	8	-0.11	0.48	0.68	-0.24

Form	Item Number	ItemID	Response	Score	n	n %	Avg. Prsn Msr	SE	OUT.MSQ	PTME
2	25	40112	*	-1	4819	99	1.00	0.02	0.00	0.01
2	25	40112	A	1	37	57	1.31	0.20	1.07	0.36
2	25	40112	B	0	13	20	0.11	0.26	0.78	-0.33
2	25	40112	C	0	13	20	0.63	0.34	1.93	-0.12
2	25	40112	D	0	2	3	0.92	0.12	1.19	0.00
2	26	40125	*	-1	4828	99	1.00	0.02	0.00	0.02
2	26	40125	A	1	27	48	1.75	0.19	0.52	0.66
2	26	40125	B	0	1	2	0.77	0.00	0.99	0.00
2	26	40125	C	0	23	41	0.08	0.15	0.64	-0.37
2	26	40125	D	0	5	9	-1.74	0.95	0.24	-0.52
2	27	4MD415	*	-1	4774	98	0.99	0.02	0.00	-0.06
2	27	4MD415	A	1	49	45	1.78	0.12	1.19	0.25
2	27	4MD415	B	0	24	22	1.07	0.14	0.78	-0.28
2	27	4MD415	C	0	37	34	1.50	0.15	1.43	-0.02
2	27	4MD415	D	0	0	0	0.00	0.00	0.00	0.00
2	28	4G126	*	-1	4756	97	0.98	0.02	0.00	-0.07
2	28	4G126	A	1	103	80	1.70	0.13	1.16	0.28
2	28	4G126	B	0	18	14	0.81	0.26	1.31	-0.22
2	28	4G126	C	0	7	5	0.68	0.32	0.81	-0.15
2	28	4G126	D	0	0	0	0.00	0.00	0.00	0.00
2	29	4G314	*	-1	4791	98	1.00	0.02	0.00	-0.01
2	29	4G314	A	1	58	62	1.16	0.14	1.28	0.09
2	29	4G314	B	0	10	11	0.95	0.23	1.29	-0.05
2	29	4G314	C	0	25	27	0.99	0.15	1.35	-0.07
2	29	4G314	D	0	0	0	0.00	0.00	0.00	0.00
2	30	4G37	*	-1	4774	98	0.99	0.02	0.00	-0.06
2	30	4G37	A	1	63	57	1.72	0.11	1.17	0.24
2	30	4G37	B	0	42	38	1.36	0.12	1.25	-0.15
2	30	4G37	C	0	5	5	0.60	0.47	0.64	-0.23
2	30	4G37	D	0	0	0	0.00	0.00	0.00	0.00

Form	Item Number	ItemID	Response	Score	n	n %	Avg. Prsn Msr	SE	OUT.MSQ	PTME
3	1	4OA115	*	-1	4788	98	0.99	0.02	0.00	-0.06
3	1	4OA115	A	1	80	83	1.58	0.10	1.03	0.18
3	1	4OA115	B	0	15	16	1.20	0.22	1.33	-0.14
3	1	4OA115	C	0	1	1	0.29	0.00	0.38	-0.13
3	1	4OA115	D	0	0	0	0.00	0.00	0.00	0.00
3	2	4OA46	*	-1	4793	98	0.98	0.02	0.00	-0.09
3	2	4OA46	A	1	63	69	1.99	0.11	1.03	0.20
3	2	4OA46	B	0	14	15	1.54	0.23	1.16	-0.16
3	2	4OA46	C	0	14	15	1.65	0.32	2.23	-0.10
3	2	4OA46	D	0	0	0	0.00	0.00	0.00	0.00
3	3	4OA313	*	-1	4793	98	0.99	0.02	0.00	-0.06
3	3	4OA313	A	1	45	49	2.06	0.13	0.83	0.56
3	3	4OA313	B	0	34	37	1.08	0.12	0.81	-0.41
3	3	4OA313	C	0	12	13	1.00	0.13	0.65	-0.24
3	3	4OA313	D	0	0	0	0.00	0.00	0.00	0.00
3	4	4NBT58	*	-1	4775	98	0.98	0.02	0.00	-0.08
3	4	4NBT58	A	1	83	76	1.81	0.12	1.11	0.18
3	4	4NBT58	B	0	16	15	1.27	0.29	1.69	-0.17
3	4	4NBT58	C	0	10	9	1.49	0.24	1.32	-0.06
3	4	4NBT58	D	0	0	0	0.00	0.00	0.00	0.00
3	5	4NBT45	*	-1	4785	98	0.98	0.02	0.00	-0.10
3	5	4NBT45	A	1	73	74	2.11	0.10	0.88	0.45
3	5	4NBT45	B	0	13	13	1.36	0.21	0.93	-0.21
3	5	4NBT45	C	0	13	13	0.98	0.21	0.66	-0.37
3	5	4NBT45	D	0	0	0	0.00	0.00	0.00	0.00
3	6	4NBT66	*	-1	4795	98	0.99	0.02	0.00	-0.06
3	6	4NBT66	A	1	50	56	1.77	0.15	1.33	0.20
3	6	4NBT66	B	0	17	19	1.43	0.18	1.19	-0.09
3	6	4NBT66	C	0	22	25	1.37	0.15	1.05	-0.14
3	6	4NBT66	D	0	0	0	0.00	0.00	0.00	0.00

Form	Item Number	ItemID	Response	Score	n	n %	Avg. Prsn Msr	SE	OUT.MSQ	PTME
3	7	40963	*	-1	4825	99	1.00	0.02	0.00	0.03
3	7	40963	A	1	45	76	0.94	0.17	0.96	0.42
3	7	40963	B	0	3	5	-1.07	0.70	0.40	-0.35
3	7	40963	C	0	9	15	-0.11	0.22	0.75	-0.28
3	7	40963	D	0	2	3	0.72	0.41	1.52	0.01
3	8	40378	*	-1	4819	99	1.00	0.02	0.00	0.03
3	8	40378	A	1	46	71	1.16	0.21	1.15	0.42
3	8	40378	B	0	7	11	0.43	0.26	1.09	-0.06
3	8	40378	C	0	2	3	-0.76	0.72	0.35	-0.15
3	8	40378	D	0	10	15	-0.92	0.77	0.93	-0.41
3	9	40832	*	-1	4836	99	1.00	0.02	0.00	0.01
3	9	40832	A	1	34	71	1.30	0.21	0.96	0.41
3	9	40832	B	0	3	6	-0.10	0.77	0.68	-0.17
3	9	40832	C	0	4	8	1.03	0.33	1.62	0.03
3	9	40832	D	0	7	15	-0.67	0.79	0.92	-0.43
3	10	4NF29	*	-1	4780	98	0.99	0.02	0.00	-0.03
3	10	4NF29	A	1	75	72	1.61	0.10	0.81	0.59
3	10	4NF29	B	0	8	8	0.15	0.29	0.54	-0.32
3	10	4NF29	C	0	21	20	0.35	0.15	0.62	-0.45
3	10	4NF29	D	0	0	0	0.00	0.00	0.00	0.00
3	11	40983	*	-1	4639	95	0.99	0.02	0.00	-0.04
3	11	40983	A	1	160	65	1.56	0.08	1.07	0.42
3	11	40983	B	0	35	14	0.51	0.10	0.70	-0.28
3	11	40983	C	0	39	16	0.79	0.13	1.09	-0.18
3	11	40983	D	0	11	4	0.38	0.24	0.67	-0.17
3	12	40061	*	-1	4820	99	1.00	0.02	0.00	0.04
3	12	40061	A	1	30	47	1.10	0.20	1.25	0.42
3	12	40061	B	0	3	5	0.54	0.35	1.04	0.00
3	12	40061	C	0	6	9	0.15	0.44	0.88	-0.11
3	12	40061	D	0	25	39	0.01	0.23	0.89	-0.37

Form	Item Number	ItemID	Response	Score	n	n %	Avg. Prsn Msr	SE	OUT.MSQ	PTME
3	13	40687	*	-1	4831	99	1.00	0.02	0.00	0.01
3	13	40687	A	1	25	47	1.64	0.22	0.77	0.52
3	13	40687	B	0	15	28	0.67	0.28	1.31	-0.07
3	13	40687	C	0	7	13	-0.03	0.17	0.44	-0.23
3	13	40687	D	0	6	11	-1.16	0.89	0.34	-0.48
3	14	4NF24	*	-1	4793	98	0.99	0.02	0.00	-0.06
3	14	4NF24	A	1	50	55	1.78	0.12	1.03	0.28
3	14	4NF24	B	0	21	23	1.49	0.19	1.50	-0.04
3	14	4NF24	C	0	20	22	1.06	0.20	0.97	-0.29
3	14	4NF24	D	0	0	0	0.00	0.00	0.00	0.00
3	15	40072	*	-1	4828	99	1.00	0.02	0.00	0.02
3	15	40072	A	1	20	36	1.46	0.31	1.33	0.36
3	15	40072	B	0	12	21	0.39	0.20	0.67	-0.15
3	15	40072	C	0	9	16	0.98	0.22	1.16	0.06
3	15	40072	D	0	15	27	0.10	0.45	0.94	-0.30
3	16	40071	*	-1	4825	99	1.00	0.02	0.00	0.02
3	16	40071	A	1	16	27	1.57	0.34	1.48	0.39
3	16	40071	B	0	2	3	-1.59	0.07	0.07	-0.34
3	16	40071	C	0	22	37	0.71	0.24	1.27	-0.03
3	16	40071	D	0	19	32	0.36	0.24	0.81	-0.21
3	17	40220	*	-1	4827	99	1.00	0.02	0.00	0.04
3	17	40220	A	1	10	18	1.85	0.65	1.34	0.42
3	17	40220	B	0	34	60	0.16	0.19	0.87	-0.35
3	17	40220	C	0	2	4	1.19	0.98	2.01	0.08
3	17	40220	D	0	11	19	0.53	0.29	1.07	-0.01
3	18	40256	*	-1	4828	99	1.00	0.02	0.00	0.03
3	18	40256	A	1	48	86	1.03	0.21	0.70	0.51
3	18	40256	B	0	2	4	-1.83	0.14	0.16	-0.28
3	18	40256	C	0	3	5	-0.93	1.18	0.90	-0.22
3	18	40256	D	0	3	5	-1.80	1.60	0.62	-0.34

Form	Item Number	ItemID	Response	Score	n	n %	Avg. Prsn Msr	SE	OUT.MSQ	PTME
3	19	40127	*	-1	4826	99	1.00	0.02	0.00	0.04
3	19	40127	A	1	48	83	0.77	0.20	1.00	0.30
3	19	40127	B	0	7	12	0.26	0.23	1.44	-0.08
3	19	40127	C	0	2	3	-1.41	0.35	0.24	-0.27
3	19	40127	D	0	1	2	-2.40	0.00	0.08	-0.28
3	20	40302	*	-1	4824	99	1.00	0.02	0.00	0.00
3	20	40302	A	1	52	87	1.25	0.16	0.93	0.44
3	20	40302	B	0	5	8	0.05	0.27	0.59	-0.21
3	20	40302	C	0	2	3	-0.05	0.97	0.72	-0.14
3	20	40302	D	0	1	2	-4.51	0.00	0.00	-0.52
3	21	40757	*	-1	4829	99	1.00	0.02	0.00	0.00
3	21	40757	A	1	45	82	1.31	0.17	0.91	0.49
3	21	40757	B	0	1	2	0.47	0.00	0.81	-0.05
3	21	40757	C	0	7	13	-0.15	0.41	0.67	-0.29
3	21	40757	D	0	2	4	-2.55	2.80	0.65	-0.46
3	22	40458	*	-1	4829	99	1.00	0.02	0.00	0.04
3	22	40458	A	1	40	73	0.98	0.19	0.90	0.52
3	22	40458	B	0	6	11	-0.31	0.45	0.79	-0.19
3	22	40458	C	0	3	5	-0.11	0.29	0.71	-0.10
3	22	40458	D	0	6	11	-1.53	0.87	0.40	-0.48
3	23	40865	*	-1	4830	99	1.00	0.02	0.00	0.01
3	23	40865	A	1	38	70	1.28	0.22	1.13	0.39
3	23	40865	B	0	6	11	0.36	0.23	0.87	-0.15
3	23	40865	C	0	5	9	0.25	0.48	1.07	-0.16
3	23	40865	D	0	5	9	-0.31	0.75	0.86	-0.29
3	24	40615	*	-1	4725	97	0.98	0.02	0.00	-0.06
3	24	40615	A	1	117	74	1.72	0.11	0.95	0.40
3	24	40615	B	0	29	18	0.85	0.16	1.26	-0.23
3	24	40615	C	0	10	6	0.35	0.26	0.63	-0.23
3	24	40615	D	0	3	2	-0.77	0.34	0.17	-0.25

Form	Item Number	ItemID	Response	Score	n	n %	Avg. Prsn Msr	SE	OUT.MSQ	PTME
3	25	41183	*	-1	4827	99	1.01	0.02	0.00	0.05
3	25	41183	A	1	27	47	0.67	0.22	1.42	0.25
3	25	41183	B	0	10	18	-0.09	0.32	0.85	-0.21
3	25	41183	C	0	11	19	0.58	0.23	1.54	0.09
3	25	41183	D	0	9	16	-0.15	0.26	0.72	-0.23
3	26	40584	*	-1	4833	99	1.00	0.02	0.00	0.00
3	26	40584	A	1	27	53	1.21	0.25	1.32	0.16
3	26	40584	B	0	16	31	1.20	0.17	1.74	0.09
3	26	40584	C	0	1	2	-0.92	0.00	0.16	-0.25
3	26	40584	D	0	7	14	0.35	0.29	0.71	-0.25
3	27	4MD713	*	-1	4765	98	0.99	0.02	0.00	-0.04
3	27	4MD713	A	1	49	41	1.69	0.13	1.10	0.36
3	27	4MD713	B	0	42	35	1.11	0.12	1.04	-0.17
3	27	4MD713	C	0	28	24	0.96	0.14	0.85	-0.22
3	27	4MD713	D	0	0	0	0.00	0.00	0.00	0.00
3	28	4G131	*	-1	4670	96	0.99	0.02	0.00	-0.04
3	28	4G131	A	1	163	76	1.40	0.07	0.96	0.38
3	28	4G131	B	0	28	13	0.65	0.13	0.89	-0.24
3	28	4G131	C	0	23	11	0.54	0.16	0.79	-0.26
3	28	4G131	D	0	0	0	0.00	0.00	0.00	0.00
3	29	4G11	*	-1	4654	95	0.97	0.02	0.00	-0.11
3	29	4G11	A	1	161	70	1.84	0.10	1.18	0.28
3	29	4G11	B	0	46	20	1.06	0.12	1.04	-0.23
3	29	4G11	C	0	23	10	1.23	0.21	1.58	-0.11
3	29	4G11	D	0	0	0	0.00	0.00	0.00	0.00
3	30	4G128	*	-1	4788	98	0.99	0.02	0.00	-0.05
3	30	4G128	A	1	52	54	1.75	0.13	0.97	0.37
3	30	4G128	B	0	25	26	1.17	0.16	1.18	-0.14
3	30	4G128	C	0	19	20	0.79	0.25	1.36	-0.31
3	30	4G128	D	0	0	0	0.00	0.00	0.00	0.00

Form	Item Number	ItemID	Response	Score	n	n %	Avg. Prsn Msr	SE	OUT.MSQ	PTME
4	1	4OA16	*	-1	4792	98	1.00	0.02	0.00	-0.01
4	1	4OA16	A	1	71	77	1.29	0.11	0.93	0.40
4	1	4OA16	B	0	13	14	0.37	0.16	0.71	-0.31
4	1	4OA16	C	0	8	9	0.44	0.26	0.82	-0.21
4	1	4OA16	D	0	0	0	0.00	0.00	0.00	0.00
4	2	4OA35	*	-1	4794	98	0.99	0.02	0.00	-0.06
4	2	4OA35	A	1	58	64	1.96	0.12	0.84	0.52
4	2	4OA35	B	0	16	18	1.01	0.18	0.78	-0.29
4	2	4OA35	C	0	16	18	0.86	0.18	0.71	-0.36
4	2	4OA35	D	0	0	0	0.00	0.00	0.00	0.00
4	3	4OA517	*	-1	4779	98	1.00	0.02	0.00	0.00
4	3	4OA517	A	1	36	34	1.27	0.14	1.24	0.24
4	3	4OA517	B	0	61	58	0.92	0.09	1.06	-0.15
4	3	4OA517	C	0	8	8	0.65	0.12	0.67	-0.14
4	3	4OA517	D	0	0	0	0.00	0.00	0.00	0.00
4	4	4NBT621	*	-1	4781	98	0.99	0.02	0.00	-0.03
4	4	4NBT621	A	1	70	68	1.52	0.11	1.01	0.40
4	4	4NBT621	B	0	13	13	0.75	0.21	0.91	-0.19
4	4	4NBT621	C	0	20	19	0.59	0.21	0.88	-0.32
4	4	4NBT621	D	0	0	0	0.00	0.00	0.00	0.00
4	5	4NBT43	*	-1	4774	98	0.99	0.02	0.00	-0.06
4	5	4NBT43	A	1	75	68	1.76	0.09	0.97	0.37
4	5	4NBT43	B	0	21	19	1.24	0.19	1.27	-0.16
4	5	4NBT43	C	0	14	13	0.76	0.23	0.78	-0.33
4	5	4NBT43	D	0	0	0	0.00	0.00	0.00	0.00
4	6	4NBT618	*	-1	4774	98	0.99	0.02	0.00	-0.06
4	6	4NBT618	A	1	60	55	1.96	0.10	0.85	0.53
4	6	4NBT618	B	0	32	29	1.07	0.11	0.80	-0.33
4	6	4NBT618	C	0	18	16	0.92	0.20	0.77	-0.31
4	6	4NBT618	D	0	0	0	0.00	0.00	0.00	0.00

Form	Item Number	ItemID	Response	Score	n	n %	Avg. Prsn Msr	SE	OUT.MSQ	PTME
4	7	40505	*	-1	4825	99	1.00	0.02	0.00	0.04
4	7	40505	A	1	43	73	0.95	0.13	0.74	0.66
4	7	40505	B	0	9	15	-0.75	0.24	0.44	-0.50
4	7	40505	C	0	4	7	-0.51	0.59	0.72	-0.25
4	7	40505	D	0	3	5	-0.55	0.21	0.45	-0.23
4	8	40376	*	-1	4627	95	0.98	0.02	0.00	-0.07
4	8	40376	A	1	208	81	1.58	0.07	0.94	0.39
4	8	40376	B	0	19	7	0.44	0.24	0.95	-0.24
4	8	40376	C	0	22	9	0.77	0.19	1.04	-0.17
4	8	40376	D	0	8	3	-0.01	0.18	0.38	-0.23
4	9	40089	*	-1	4819	99	1.00	0.02	0.00	0.02
4	9	40089	A	1	45	69	1.12	0.16	0.99	0.43
4	9	40089	B	0	6	9	0.35	0.48	1.28	-0.12
4	9	40089	C	0	7	11	0.31	0.34	1.06	-0.14
4	9	40089	D	0	7	11	-0.54	0.49	0.61	-0.39
4	10	4NF13	*	-1	4785	98	0.99	0.02	0.00	-0.06
4	10	4NF13	A	1	76	77	1.72	0.10	0.94	0.39
4	10	4NF13	B	0	12	12	0.83	0.21	0.78	-0.28
4	10	4NF13	C	0	11	11	0.87	0.28	1.13	-0.24
4	10	4NF13	D	0	0	0	0.00	0.00	0.00	0.00
4	11	4NF39	*	-1	4782	98	0.98	0.02	0.00	-0.10
4	11	4NF39	A	1	78	76	2.12	0.09	0.83	0.55
4	11	4NF39	B	0	12	12	0.76	0.15	0.47	-0.43
4	11	4NF39	C	0	12	12	1.10	0.18	0.69	-0.29
4	11	4NF39	D	0	0	0	0.00	0.00	0.00	0.00
4	12	4NF47	*	-1	4775	98	0.98	0.02	0.00	-0.08
4	12	4NF47	A	1	74	68	2.06	0.12	0.91	0.49
4	12	4NF47	B	0	23	21	1.02	0.17	0.81	-0.33
4	12	4NF47	C	0	12	11	0.78	0.14	0.53	-0.30
4	12	4NF47	D	0	0	0	0.00	0.00	0.00	0.00

Form	Item Number	ItemID	Response	Score	n	n %	Avg. Prsn Msr	SE	OUT.MSQ	PTME
4	13	40513	*	-1	4830	99	1.00	0.02	0.00	0.03
4	13	40513	A	1	25	46	1.65	0.26	0.91	0.57
4	13	40513	B	0	16	30	0.09	0.32	1.05	-0.22
4	13	40513	C	0	6	11	-0.31	0.39	0.50	-0.21
4	13	40513	D	0	7	13	-0.91	0.72	0.41	-0.36
4	14	4NF416	*	-1	4764	98	0.99	0.02	0.00	-0.04
4	14	4NF416	A	1	60	50	1.77	0.10	0.86	0.53
4	14	4NF416	B	0	15	13	0.43	0.11	0.46	-0.38
4	14	4NF416	C	0	45	38	0.99	0.12	0.95	-0.28
4	14	4NF416	D	0	0	0	0.00	0.00	0.00	0.00
4	15	4NF34	*	-1	4789	98	0.99	0.02	0.00	-0.05
4	15	4NF34	A	1	45	47	1.92	0.16	1.09	0.44
4	15	4NF34	B	0	31	33	1.12	0.11	0.84	-0.28
4	15	4NF34	C	0	19	20	1.09	0.13	0.79	-0.22
4	15	4NF34	D	0	0	0	0.00	0.00	0.00	0.00
4	16	4NF51	*	-1	4789	98	0.99	0.02	0.00	-0.04
4	16	4NF51	A	1	35	37	2.13	0.17	0.79	0.54
4	16	4NF51	B	0	39	41	0.87	0.12	0.70	-0.44
4	16	4NF51	C	0	21	22	1.20	0.15	0.91	-0.11
4	16	4NF51	D	0	0	0	0.00	0.00	0.00	0.00
4	17	40383	*	-1	4829	99	1.00	0.02	0.00	0.03
4	17	40383	A	1	11	20	1.79	0.41	0.89	0.44
4	17	40383	B	0	14	25	0.74	0.33	1.56	0.03
4	17	40383	C	0	17	31	0.13	0.25	0.75	-0.28
4	17	40383	D	0	13	24	0.36	0.30	0.94	-0.14
4	18	41167	*	-1	4817	99	1.00	0.02	0.00	0.03
4	18	41167	A	1	59	88	0.83	0.13	0.92	0.41
4	18	41167	B	0	2	3	0.77	0.67	2.12	0.02
4	18	41167	C	0	2	3	-0.74	0.11	0.38	-0.22
4	18	41167	D	0	4	6	-1.21	0.49	0.32	-0.42

Form	Item Number	ItemID	Response	Score	n	n %	Avg. Prsn Msr	SE	OUT.MSQ	PTME
4	19	40904	*	-1	4827	99	1.00	0.02	0.00	0.01
4	19	40904	A	1	50	88	1.04	0.16	0.96	0.36
4	19	40904	B	0	2	4	-0.22	0.64	0.60	-0.19
4	19	40904	C	0	3	5	-0.06	0.47	0.71	-0.20
4	19	40904	D	0	2	4	-0.42	0.74	0.52	-0.22
4	20	40130	*	-1	4827	99	1.00	0.02	0.00	0.03
4	20	40130	A	1	47	82	0.89	0.18	0.99	0.38
4	20	40130	B	0	7	12	-0.44	0.34	0.65	-0.34
4	20	40130	C	0	1	2	1.09	0.00	2.31	0.04
4	20	40130	D	0	2	4	-0.69	0.20	0.39	-0.21
4	21	40311	*	-1	4829	99	1.00	0.02	0.00	-0.01
4	21	40311	A	1	46	84	1.37	0.17	0.95	0.45
4	21	40311	B	0	2	4	0.46	0.23	0.81	-0.11
4	21	40311	C	0	5	9	-0.24	0.46	0.62	-0.35
4	21	40311	D	0	2	4	-0.47	0.41	0.34	-0.25
4	22	40257	*	-1	4836	99	1.00	0.02	0.00	0.03
4	22	40257	A	1	35	73	0.83	0.23	1.00	0.28
4	22	40257	B	0	4	8	1.05	0.44	3.03	0.10
4	22	40257	C	0	7	15	-0.54	0.44	0.74	-0.35
4	22	40257	D	0	2	4	-0.32	0.53	0.64	-0.14
4	23	40561	*	-1	4827	99	1.00	0.02	0.00	0.05
4	23	40561	A	1	35	61	0.91	0.19	0.96	0.53
4	23	40561	B	0	19	33	-0.45	0.19	0.68	-0.51
4	23	40561	C	0	1	2	0.19	0.00	0.94	-0.02
4	23	40561	D	0	2	4	-0.19	0.57	0.74	-0.10
4	24	40462	*	-1	4829	99	1.00	0.02	0.00	0.02
4	24	40462	A	1	34	62	1.02	0.22	1.14	0.27
4	24	40462	B	0	10	18	0.78	0.37	2.34	0.01
4	24	40462	C	0	4	7	0.26	0.60	1.32	-0.11
4	24	40462	D	0	7	13	-0.26	0.23	0.52	-0.32

Form	Item Number	ItemID	Response	Score	n	n %	Avg. Prsn Msr	SE	OUT.MSQ	PTME
4	25	4MD15	*	-1	4791	98	1.00	0.02	0.00	-0.01
4	25	4MD15	A	1	57	61	1.37	0.12	0.96	0.37
4	25	4MD15	B	0	34	37	0.68	0.14	1.07	-0.33
4	25	4MD15	C	0	2	2	0.21	0.17	0.47	-0.14
4	25	4MD15	D	0	0	0	0.00	0.00	0.00	0.00
4	26	41003	*	-1	4833	99	1.00	0.02	0.00	0.01
4	26	41003	A	1	25	49	1.41	0.33	1.36	0.36
4	26	41003	B	0	15	29	0.70	0.33	2.10	-0.05
4	26	41003	C	0	5	10	0.13	0.36	0.67	-0.14
4	26	41003	D	0	6	12	-0.69	0.75	0.54	-0.35
4	27	41039	*	-1	4821	99	1.00	0.02	0.00	0.03
4	27	41039	A	1	18	29	1.14	0.19	0.98	0.31
4	27	41039	B	0	41	65	0.55	0.16	1.25	-0.07
4	27	41039	C	0	2	3	-1.07	0.14	0.15	-0.28
4	27	41039	D	0	2	3	-1.45	0.29	0.11	-0.34
4	28	4G214	*	-1	4791	98	1.00	0.02	0.00	-0.01
4	28	4G214	A	1	68	73	1.25	0.12	1.08	0.28
4	28	4G214	B	0	10	11	0.59	0.19	0.84	-0.19
4	28	4G214	C	0	15	16	0.71	0.14	0.94	-0.18
4	28	4G214	D	0	0	0	0.00	0.00	0.00	0.00
4	29	4G125	*	-1	4774	98	0.98	0.02	0.00	-0.08
4	29	4G125	A	1	79	72	1.95	0.12	1.01	0.38
4	29	4G125	B	0	20	18	1.18	0.18	1.07	-0.23
4	29	4G125	C	0	11	10	0.84	0.24	0.69	-0.27
4	29	4G125	D	0	0	0	0.00	0.00	0.00	0.00
4	30	4G311	*	-1	4792	98	0.99	0.02	0.00	-0.06
4	30	4G311	A	1	51	55	1.57	0.15	1.42	-0.01
4	30	4G311	B	0	40	43	1.64	0.12	1.52	0.05
4	30	4G311	C	0	1	1	-0.30	0.00	0.16	-0.21
4	30	4G311	D	0	0	0	0.00	0.00	0.00	0.00

Form	Item Number	ItemID	Response	Score	n	n %	Avg. Prsn Msr	SE	OUT.MSQ	PTME
5	1	4OA110	*	-1	4788	98	0.99	0.02	0.00	-0.05
5	1	4OA110	A	1	78	81	1.61	0.11	0.90	0.41
5	1	4OA110	B	0	4	4	0.73	0.55	1.00	-0.14
5	1	4OA110	C	0	14	15	0.49	0.20	0.67	-0.38
5	1	4OA110	D	0	0	0	0.00	0.00	0.00	0.00
5	2	4OA55	*	-1	4795	98	0.99	0.02	0.00	-0.05
5	2	4OA55	A	1	54	61	1.88	0.13	0.80	0.53
5	2	4OA55	B	0	20	22	0.91	0.15	0.87	-0.30
5	2	4OA55	C	0	15	17	0.65	0.12	0.57	-0.37
5	2	4OA55	D	0	0	0	0.00	0.00	0.00	0.00
5	3	4OA314	*	-1	4773	98	1.00	0.02	0.00	-0.01
5	3	4OA314	A	1	40	36	1.43	0.12	0.96	0.39
5	3	4OA314	B	0	33	30	0.90	0.13	1.00	-0.13
5	3	4OA314	C	0	38	34	0.76	0.10	0.84	-0.27
5	3	4OA314	D	0	0	0	0.00	0.00	0.00	0.00
5	4	4NBT54	*	-1	4774	98	0.99	0.02	0.00	-0.06
5	4	4NBT54	A	1	78	71	1.79	0.09	0.94	0.46
5	4	4NBT54	B	0	12	11	1.02	0.17	0.80	-0.20
5	4	4NBT54	C	0	20	18	0.81	0.16	0.71	-0.38
5	4	4NBT54	D	0	0	0	0.00	0.00	0.00	0.00
5	5	4NBT313	*	-1	4792	98	0.99	0.02	0.00	-0.06
5	5	4NBT313	A	1	63	68	1.92	0.11	0.88	0.52
5	5	4NBT313	B	0	6	7	0.34	0.21	0.38	-0.35
5	5	4NBT313	C	0	23	25	0.98	0.11	0.75	-0.36
5	5	4NBT313	D	0	0	0	0.00	0.00	0.00	0.00
5	6	4NBT67	*	-1	4781	98	0.98	0.02	0.00	-0.08
5	6	4NBT67	A	1	66	64	2.07	0.12	0.89	0.44
5	6	4NBT67	B	0	14	14	0.96	0.22	0.77	-0.30
5	6	4NBT67	C	0	23	22	1.24	0.18	1.01	-0.26
5	6	4NBT67	D	0	0	0	0.00	0.00	0.00	0.00

Form	Item Number	ItemID	Response	Score	n	n %	Avg. Prsn Msr	SE	OUT.MSQ	PTME
5	7	40964	*	-1	4834	99	1.00	0.02	0.00	0.02
5	7	40964	A	1	38	76	1.13	0.23	1.02	0.44
5	7	40964	B	0	2	4	-0.53	1.53	0.98	-0.19
5	7	40964	C	0	10	20	-0.29	0.23	0.65	-0.37
5	7	40964	D	0	0	0	0.00	0.00	0.00	0.00
5	8	40355	*	-1	4829	99	1.00	0.02	0.00	0.04
5	8	40355	A	1	37	67	0.75	0.21	1.11	0.24
5	8	40355	B	0	8	15	-0.04	0.52	1.55	-0.18
5	8	40355	C	0	5	9	0.76	0.24	1.83	0.06
5	8	40355	D	0	5	9	-0.49	0.78	0.98	-0.24
5	9	40538	*	-1	4817	99	1.00	0.02	0.00	0.03
5	9	40538	A	1	45	67	0.98	0.18	0.97	0.40
5	9	40538	B	0	7	10	0.10	0.30	0.88	-0.17
5	9	40538	C	0	2	3	0.09	0.13	0.70	-0.09
5	9	40538	D	0	13	19	-0.01	0.19	0.76	-0.30
5	10	40659	*	-1	4827	99	1.00	0.02	0.00	0.04
5	10	40659	A	1	33	58	0.94	0.21	1.19	0.38
5	10	40659	B	0	9	16	0.41	0.34	1.50	-0.04
5	10	40659	C	0	4	7	0.62	0.85	2.50	0.02
5	10	40659	D	0	11	19	-0.63	0.25	0.48	-0.45
5	11	40205	*	-1	4829	99	1.00	0.02	0.00	0.03
5	11	40205	A	1	30	55	1.09	0.14	0.86	0.49
5	11	40205	B	0	12	22	0.40	0.17	0.91	-0.13
5	11	40205	C	0	5	9	-0.17	0.45	0.66	-0.26
5	11	40205	D	0	8	15	-0.13	0.50	0.72	-0.32
5	12	40679	*	-1	4827	99	1.00	0.02	0.00	0.03
5	12	40679	A	1	27	47	1.66	0.28	0.82	0.57
5	12	40679	B	0	3	5	0.59	0.33	1.02	0.00
5	12	40679	C	0	14	25	0.08	0.23	0.75	-0.17
5	12	40679	D	0	13	23	-0.99	0.53	0.53	-0.50

Form	Item Number	ItemID	Response	Score	n	n %	Avg. Prsn Msr	SE	OUT.MSQ	PTME
5	13	40201	*	-1	4826	99	1.00	0.02	0.00	0.04
5	13	40201	A	1	27	47	1.34	0.17	0.87	0.48
5	13	40201	B	0	16	28	0.56	0.22	1.13	-0.01
5	13	40201	C	0	5	9	-0.23	0.66	0.83	-0.17
5	13	40201	D	0	10	17	-0.98	0.65	0.45	-0.49
5	14	40539	*	-1	4830	99	1.00	0.02	0.00	0.00
5	14	40539	A	1	24	44	1.56	0.23	1.26	0.43
5	14	40539	B	0	5	9	0.94	0.31	1.04	-0.02
5	14	40539	C	0	16	30	0.58	0.27	0.98	-0.25
5	14	40539	D	0	9	17	0.38	0.27	0.66	-0.25
5	15	40212	*	-1	4817	99	1.00	0.02	0.00	0.03
5	15	40212	A	1	21	31	1.36	0.31	1.21	0.40
5	15	40212	B	0	5	7	0.60	0.45	1.33	-0.02
5	15	40212	C	0	21	31	0.24	0.17	0.77	-0.26
5	15	40212	D	0	20	30	0.44	0.21	1.07	-0.13
5	16	4NF49	*	-1	4779	98	0.98	0.02	0.00	-0.08
5	16	4NF49	A	1	43	41	2.33	0.20	0.97	0.49
5	16	4NF49	B	0	29	28	1.23	0.12	0.82	-0.25
5	16	4NF49	C	0	33	31	1.23	0.13	0.84	-0.28
5	16	4NF49	D	0	0	0	0.00	0.00	0.00	0.00
5	17	4NF53	*	-1	4775	98	0.98	0.02	0.00	-0.08
5	17	4NF53	A	1	35	32	2.22	0.22	1.39	0.34
5	17	4NF53	B	0	49	45	1.49	0.13	1.08	-0.18
5	17	4NF53	C	0	25	23	1.39	0.14	0.79	-0.16
5	17	4NF53	D	0	0	0	0.00	0.00	0.00	0.00
5	18	41049	*	-1	4830	99	1.00	0.02	0.00	-0.01
5	18	41049	A	1	49	91	1.30	0.17	0.89	0.37
5	18	41049	B	0	2	4	-1.02	0.33	0.21	-0.34
5	18	41049	C	0	1	2	0.00	0.00	0.54	-0.12
5	18	41049	D	0	2	4	0.20	1.05	1.06	-0.15

Form	Item Number	ItemID	Response	Score	n	n %	Avg. Prsn Msr	SE	OUT.MSQ	PTME
5	19	40303	*	-1	4829	99	1.00	0.02	0.00	0.01
5	19	40303	A	1	47	85	1.13	0.18	0.84	0.50
5	19	40303	B	0	2	4	-0.33	0.80	0.65	-0.16
5	19	40303	C	0	5	9	-0.59	0.35	0.47	-0.32
5	19	40303	D	0	1	2	-3.51	0.00	0.00	-0.42
5	20	40591	*	-1	4824	99	1.00	0.02	0.00	0.03
5	20	40591	A	1	50	83	0.89	0.15	0.93	0.40
5	20	40591	B	0	0	0	0.00	0.00	0.00	0.00
5	20	40591	C	0	5	8	-0.36	0.43	0.70	-0.28
5	20	40591	D	0	5	8	-0.27	0.49	0.89	-0.26
5	21	40716	*	-1	4827	99	1.00	0.02	0.00	0.02
5	21	40716	A	1	45	79	0.90	0.16	1.03	0.33
5	21	40716	B	0	2	4	0.26	1.36	1.85	-0.08
5	21	40716	C	0	3	5	-0.30	0.46	0.63	-0.22
5	21	40716	D	0	7	12	0.05	0.33	0.98	-0.22
5	22	40871	*	-1	4838	99	1.00	0.02	0.00	-0.02
5	22	40871	A	1	38	83	1.51	0.17	0.80	0.47
5	22	40871	B	0	1	2	-0.39	0.00	0.29	-0.20
5	22	40871	C	0	3	7	0.44	0.90	1.16	-0.18
5	22	40871	D	0	4	9	-0.21	0.70	0.69	-0.37
5	23	40343	*	-1	4832	99	1.00	0.02	0.00	0.04
5	23	40343	A	1	33	63	0.93	0.20	1.06	0.49
5	23	40343	B	0	4	8	-0.23	0.07	0.56	-0.20
5	23	40343	C	0	5	10	0.26	0.30	1.10	-0.08
5	23	40343	D	0	10	19	-0.40	0.16	0.52	-0.41
5	24	40196	*	-1	4813	99	1.00	0.02	0.00	0.01
5	24	40196	A	1	47	66	1.05	0.13	1.11	0.24
5	24	40196	B	0	7	10	0.69	0.36	1.52	-0.08
5	24	40196	C	0	4	6	0.34	0.52	0.99	-0.16
5	24	40196	D	0	13	18	0.64	0.17	1.05	-0.14

Form	Item Number	ItemID	Response	Score	n	n %	Avg. Prsn Msr	SE	OUT.MSQ	PTME
5	25	41028	*	-1	4811	99	1.00	0.02	0.00	0.03
5	25	41028	A	1	39	53	1.00	0.12	0.92	0.39
5	25	41028	B	0	11	15	0.36	0.25	1.08	-0.15
5	25	41028	C	0	8	11	0.43	0.38	1.39	-0.10
5	25	41028	D	0	15	21	0.20	0.24	0.93	-0.27
5	26	40861	*	-1	4830	99	1.00	0.02	0.00	-0.01
5	26	40861	A	1	29	54	1.95	0.26	0.79	0.61
5	26	40861	B	0	7	13	0.29	0.40	1.04	-0.20
5	26	40861	C	0	15	28	0.01	0.29	0.79	-0.44
5	26	40861	D	0	3	6	0.07	0.44	0.55	-0.16
5	27	40901	*	-1	4831	99	1.00	0.02	0.00	0.01
5	27	40901	A	1	17	32	1.32	0.25	1.14	0.29
5	27	40901	B	0	10	19	0.94	0.28	1.33	0.03
5	27	40901	C	0	12	23	0.78	0.34	1.56	-0.05
5	27	40901	D	0	14	26	0.34	0.28	0.89	-0.30
5	28	4G120	*	-1	4786	98	0.99	0.02	0.00	-0.05
5	28	4G120	A	1	79	81	1.54	0.11	1.02	0.19
5	28	4G120	B	0	15	15	1.12	0.23	1.34	-0.14
5	28	4G120	C	0	4	4	0.84	0.23	0.77	-0.13
5	28	4G120	D	0	0	0	0.00	0.00	0.00	0.00
5	29	4G228	*	-1	4794	98	0.99	0.02	0.00	-0.06
5	29	4G228	A	1	64	71	1.91	0.11	0.87	0.51
5	29	4G228	B	0	14	16	0.96	0.17	0.75	-0.29
5	29	4G228	C	0	12	13	0.70	0.16	0.56	-0.37
5	29	4G228	D	0	0	0	0.00	0.00	0.00	0.00
5	30	4G231	*	-1	4794	98	1.00	0.02	0.00	-0.01
5	30	4G231	A	1	40	44	1.59	0.13	0.81	0.47
5	30	4G231	B	0	37	41	0.59	0.10	0.71	-0.44
5	30	4G231	C	0	13	14	0.98	0.36	2.33	-0.05
5	30	4G231	D	0	0	0	0.00	0.00	0.00	0.00

Form	Item Number	ItemID	Response	Score	n	n %	Avg. Prsn Msr	SE	OUT.MSQ	PTME
6	1	4OA25	*	-1	4775	98	0.98	0.02	0.00	-0.08
6	1	4OA25	A	1	92	84	1.94	0.10	0.83	0.52
6	1	4OA25	B	0	12	11	0.32	0.10	0.37	-0.46
6	1	4OA25	C	0	5	5	0.66	0.39	0.63	-0.22
6	1	4OA25	D	0	0	0	0.00	0.00	0.00	0.00
6	2	4OA511	*	-1	4795	98	0.99	0.02	0.00	-0.06
6	2	4OA511	A	1	57	64	1.94	0.13	0.99	0.47
6	2	4OA511	B	0	29	33	0.98	0.11	0.71	-0.46
6	2	4OA511	C	0	3	3	1.32	0.22	0.89	-0.06
6	2	4OA511	D	0	0	0	0.00	0.00	0.00	0.00
6	3	4OA425	*	-1	4776	98	1.00	0.02	0.00	0.00
6	3	4OA425	A	1	36	33	0.96	0.12	1.49	-0.07
6	3	4OA425	B	0	51	47	1.21	0.10	1.41	0.23
6	3	4OA425	C	0	21	19	0.71	0.18	0.89	-0.21
6	3	4OA425	D	0	0	0	0.00	0.00	0.00	0.00
6	4	40498	*	-1	4831	99	1.00	0.02	0.00	0.02
6	4	40498	A	1	29	55	1.30	0.22	1.55	0.54
6	4	40498	B	0	3	6	-0.29	0.57	0.50	-0.20
6	4	40498	C	0	11	21	-0.02	0.23	0.65	-0.31
6	4	40498	D	0	10	19	0.09	0.30	0.76	-0.25
6	5	4NBT32	*	-1	4793	98	1.00	0.02	0.00	-0.01
6	5	4NBT32	A	1	53	58	1.43	0.14	1.00	0.43
6	5	4NBT32	B	0	25	27	0.62	0.13	0.87	-0.30
6	5	4NBT32	C	0	13	14	0.58	0.13	0.73	-0.22
6	5	4NBT32	D	0	0	0	0.00	0.00	0.00	0.00
6	6	4NBT619	*	-1	4795	98	0.99	0.02	0.00	-0.05
6	6	4NBT619	A	1	52	58	1.80	0.15	0.98	0.41
6	6	4NBT619	B	0	17	19	1.12	0.12	0.93	-0.16
6	6	4NBT619	C	0	20	22	0.84	0.16	0.90	-0.33
6	6	4NBT619	D	0	0	0	0.00	0.00	0.00	0.00

Form	Item Number	ItemID	Response	Score	n	n %	Avg. Prsn Msr	SE	OUT.MSQ	PTME
6	7	40962	*	-1	4829	99	1.00	0.02	0.00	0.03
6	7	40962	A	1	42	76	0.78	0.15	1.00	0.33
6	7	40962	B	0	5	9	0.19	0.23	0.93	-0.12
6	7	40962	C	0	5	9	-0.29	0.65	0.90	-0.27
6	7	40962	D	0	3	5	0.07	0.42	0.85	-0.12
6	8	40358	*	-1	4820	99	1.00	0.02	0.00	0.02
6	8	40358	A	1	46	72	1.03	0.14	0.96	0.38
6	8	40358	B	0	5	8	0.43	0.62	1.37	-0.08
6	8	40358	C	0	6	9	0.01	0.30	0.78	-0.21
6	8	40358	D	0	7	11	-0.16	0.62	0.99	-0.28
6	9	40375	*	-1	4831	99	1.00	0.02	0.00	0.03
6	9	40375	A	1	36	68	1.02	0.18	0.97	0.45
6	9	40375	B	0	4	8	-0.38	0.28	0.47	-0.25
6	9	40375	C	0	12	23	0.24	0.22	0.99	-0.19
6	9	40375	D	0	1	2	-3.36	0.00	0.02	-0.47
6	10	40384	*	-1	4812	99	1.00	0.02	0.00	-0.02
6	10	40384	A	1	49	68	1.72	0.18	0.94	0.54
6	10	40384	B	0	12	17	-0.11	0.47	1.49	-0.38
6	10	40384	C	0	2	3	-0.27	1.15	0.56	-0.16
6	10	40384	D	0	9	13	0.20	0.23	0.63	-0.25
6	11	40661	*	-1	4826	99	1.00	0.02	0.00	0.04
6	11	40661	A	1	30	52	1.15	0.19	0.79	0.54
6	11	40661	B	0	11	19	-0.25	0.31	0.74	-0.33
6	11	40661	C	0	12	21	0.19	0.16	0.85	-0.16
6	11	40661	D	0	5	9	-0.47	0.62	0.59	-0.27
6	12	40051	*	-1	4835	99	1.00	0.02	0.00	0.00
6	12	40051	A	1	26	53	1.85	0.31	0.84	0.57
6	12	40051	B	0	12	24	0.12	0.18	0.62	-0.36
6	12	40051	C	0	7	14	0.08	0.24	0.60	-0.27
6	12	40051	D	0	4	8	0.39	0.47	0.89	-0.13

Form	Item Number	ItemID	Response	Score	n	n %	Avg. Prsn Msr	SE	OUT.MSQ	PTME
6	13	40667	*	-1	4828	99	1.00	0.02	0.00	0.03
6	13	40667	A	1	25	45	1.36	0.26	1.20	0.50
6	13	40667	B	0	2	4	0.44	0.30	0.81	-0.03
6	13	40667	C	0	16	29	0.36	0.24	1.15	-0.16
6	13	40667	D	0	13	23	-0.25	0.20	0.50	-0.40
6	14	40986	*	-1	4829	99	1.00	0.02	0.00	0.02
6	14	40986	A	1	21	38	1.31	0.30	1.43	0.39
6	14	40986	B	0	18	33	0.42	0.19	0.94	-0.20
6	14	40986	C	0	7	13	0.28	0.36	0.80	-0.15
6	14	40986	D	0	9	16	0.44	0.33	1.00	-0.12
6	15	4NF420	*	-1	4773	98	1.00	0.02	0.00	-0.01
6	15	4NF420	A	1	42	38	1.26	0.12	1.17	0.22
6	15	4NF420	B	0	34	31	0.91	0.12	1.04	-0.12
6	15	4NF420	C	0	35	32	0.92	0.13	1.08	-0.11
6	15	4NF420	D	0	0	0	0.00	0.00	0.00	0.00
6	16	40812	*	-1	4830	99	1.00	0.02	0.00	0.02
6	16	40812	A	1	15	28	1.83	0.33	1.36	0.47
6	16	40812	B	0	17	31	0.70	0.31	2.02	-0.05
6	16	40812	C	0	5	9	0.96	0.24	0.96	0.04
6	16	40812	D	0	17	31	-0.04	0.27	0.57	-0.42
6	17	4NF514	*	-1	4790	98	0.99	0.02	0.00	-0.05
6	17	4NF514	A	1	25	27	2.13	0.23	1.17	0.41
6	17	4NF514	B	0	55	59	1.26	0.10	0.90	-0.31
6	17	4NF514	C	0	14	15	1.32	0.18	0.86	-0.08
6	17	4NF514	D	0	0	0	0.00	0.00	0.00	0.00
6	18	40278	*	-1	4829	99	1.00	0.02	0.00	0.03
6	18	40278	A	1	48	87	0.84	0.18	0.94	0.31
6	18	40278	B	0	5	9	-0.37	0.79	1.32	-0.26
6	18	40278	C	0	1	2	0.04	0.00	0.86	-0.07
6	18	40278	D	0	1	2	-0.83	0.00	0.36	-0.16

Form	Item Number	ItemID	Response	Score	n	n %	Avg. Prsn Msr	SE	OUT.MSQ	PTME
6	19	40589	*	-1	4830	99	1.00	0.02	0.00	0.04
6	19	40589	A	1	45	83	0.83	0.16	0.90	0.51
6	19	40589	B	0	6	11	-1.46	0.34	0.26	-0.58
6	19	40589	C	0	1	2	0.20	0.00	1.09	-0.04
6	19	40589	D	0	2	4	0.45	0.11	1.41	-0.02
6	20	40322	*	-1	4590	94	0.97	0.02	0.00	-0.10
6	20	40322	A	1	266	90	1.62	0.07	0.98	0.28
6	20	40322	B	0	8	3	0.24	0.32	0.65	-0.17
6	20	40322	C	0	16	5	0.76	0.25	1.16	-0.15
6	20	40322	D	0	4	1	-0.31	0.60	0.51	-0.18
6	21	40134	*	-1	4829	99	1.00	0.02	0.00	0.05
6	21	40134	A	1	40	73	0.90	0.21	0.84	0.53
6	21	40134	B	0	4	7	-0.86	0.57	0.65	-0.22
6	21	40134	C	0	3	5	-1.37	0.37	0.26	-0.27
6	21	40134	D	0	8	15	-0.87	0.68	0.95	-0.33
6	22	40349	*	-1	4828	99	1.00	0.02	0.00	-0.01
6	22	40349	A	1	45	80	1.49	0.19	0.75	0.51
6	22	40349	B	0	1	2	-0.16	0.00	0.44	-0.12
6	22	40349	C	0	5	9	-0.11	0.47	0.62	-0.27
6	22	40349	D	0	5	9	-0.59	0.65	0.69	-0.38
6	23	40737	*	-1	4829	99	1.00	0.02	0.00	0.00
6	23	40737	A	1	40	73	1.16	0.17	1.06	0.30
6	23	40737	B	0	9	16	0.58	0.22	0.99	-0.17
6	23	40737	C	0	1	2	0.49	0.00	0.77	-0.07
6	23	40737	D	0	5	9	0.31	0.39	0.88	-0.21
6	24	41062	*	-1	4829	99	1.00	0.02	0.00	0.01
6	24	41062	A	1	35	64	1.42	0.20	0.72	0.55
6	24	41062	B	0	2	4	1.22	0.41	1.92	0.05
6	24	41062	C	0	11	20	-0.25	0.16	0.46	-0.47
6	24	41062	D	0	7	13	0.07	0.30	0.75	-0.26

Form	Item Number	ItemID	Response	Score	n	n %	Avg. Prsn Msr	SE	OUT.MSQ	PTME
6	25	4MD68	*	-1	4775	98	0.98	0.02	0.00	-0.08
6	25	4MD68	A	1	78	72	1.99	0.11	0.92	0.44
6	25	4MD68	B	0	16	15	0.88	0.17	0.69	-0.32
6	25	4MD68	C	0	15	14	1.05	0.24	0.98	-0.25
6	25	4MD68	D	0	0	0	0.00	0.00	0.00	0.00
6	26	40047	*	-1	4829	99	1.00	0.02	0.00	0.04
6	26	40047	A	1	24	44	1.24	0.17	0.75	0.57
6	26	40047	B	0	5	9	0.52	0.29	1.06	-0.01
6	26	40047	C	0	9	16	0.32	0.39	1.19	-0.10
6	26	40047	D	0	17	31	-0.27	0.18	0.52	-0.53
6	27	4MD51	*	-1	4793	98	0.99	0.02	0.00	-0.06
6	27	4MD51	A	1	39	43	1.98	0.16	1.01	0.41
6	27	4MD51	B	0	27	30	1.32	0.13	0.92	-0.17
6	27	4MD51	C	0	25	27	1.14	0.15	0.84	-0.28
6	27	4MD51	D	0	0	0	0.00	0.00	0.00	0.00
6	28	4G217	*	-1	4770	98	1.00	0.02	0.00	-0.01
6	28	4G217	A	1	88	77	1.17	0.08	1.01	0.32
6	28	4G217	B	0	2	2	0.86	0.06	0.96	-0.03
6	28	4G217	C	0	24	21	0.58	0.13	0.87	-0.32
6	28	4G217	D	0	0	0	0.00	0.00	0.00	0.00
6	29	4G15	*	-1	4773	98	1.00	0.02	0.00	-0.01
6	29	4G15	A	1	71	64	1.35	0.08	0.87	0.53
6	29	4G15	B	0	26	23	0.56	0.12	0.79	-0.35
6	29	4G15	C	0	14	13	0.42	0.14	0.65	-0.32
6	29	4G15	D	0	0	0	0.00	0.00	0.00	0.00
6	30	4G26	*	-1	4695	96	0.99	0.02	0.00	-0.05
6	30	4G26	A	1	88	47	1.68	0.11	1.07	0.37
6	30	4G26	B	0	58	31	0.98	0.10	1.07	-0.23
6	30	4G26	C	0	43	23	0.97	0.12	1.01	-0.19
6	30	4G26	D	0	0	0	0.00	0.00	0.00	0.00

Form	Item Number	ItemID	Response	Score	n	n %	Avg. Prsn Msr	SE	OUT.MSQ	PTME
7	1	4OA112	*	-1	4778	98	0.98	0.02	0.00	-0.08
7	1	4OA112	A	1	90	85	1.89	0.10	0.89	0.38
7	1	4OA112	B	0	7	7	1.44	0.26	1.27	-0.07
7	1	4OA112	C	0	9	8	0.28	0.19	0.37	-0.43
7	1	4OA112	D	0	0	0	0.00	0.00	0.00	0.00
7	2	4OA414	*	-1	4780	98	0.99	0.02	0.00	-0.03
7	2	4OA414	A	1	62	60	1.71	0.10	0.78	0.58
7	2	4OA414	B	0	20	19	0.18	0.17	0.53	-0.52
7	2	4OA414	C	0	22	21	0.87	0.16	0.96	-0.19
7	2	4OA414	D	0	0	0	0.00	0.00	0.00	0.00
7	3	4OA419	*	-1	4789	98	0.99	0.02	0.00	-0.04
7	3	4OA419	A	1	42	44	1.74	0.15	1.06	0.29
7	3	4OA419	B	0	36	38	1.05	0.16	1.09	-0.27
7	3	4OA419	C	0	17	18	1.33	0.24	1.48	-0.04
7	3	4OA419	D	0	0	0	0.00	0.00	0.00	0.00
7	4	4NBT417	*	-1	4763	98	0.99	0.02	0.00	-0.04
7	4	4NBT417	A	1	81	67	1.61	0.08	0.85	0.50
7	4	4NBT417	B	0	16	13	1.02	0.23	1.29	-0.12
7	4	4NBT417	C	0	24	20	0.44	0.12	0.56	-0.49
7	4	4NBT417	D	0	0	0	0.00	0.00	0.00	0.00
7	5	4NBT38	*	-1	4793	98	0.99	0.02	0.00	-0.05
7	5	4NBT38	A	1	59	65	1.68	0.14	1.01	0.35
7	5	4NBT38	B	0	15	16	0.93	0.18	0.94	-0.22
7	5	4NBT38	C	0	17	19	0.99	0.15	0.93	-0.21
7	5	4NBT38	D	0	0	0	0.00	0.00	0.00	0.00
7	6	4OA11	*	-1	4776	98	0.98	0.02	0.00	-0.08
7	6	4OA11	A	1	65	60	1.95	0.15	1.11	0.31
7	6	4OA11	B	0	36	33	1.38	0.12	1.13	-0.19
7	6	4OA11	C	0	7	6	0.58	0.24	0.47	-0.26
7	6	4OA11	D	0	0	0	0.00	0.00	0.00	0.00

Form	Item Number	ItemID	Response	Score	n	n %	Avg. Prsn Msr	SE	OUT.MSQ	PTME
7	7	4NF712	*	-1	4778	98	1.00	0.02	0.00	0.00
7	7	4NF712	A	1	89	84	1.09	0.08	1.00	0.21
7	7	4NF712	B	0	4	4	0.85	0.27	1.12	-0.05
7	7	4NF712	C	0	13	12	0.61	0.27	1.25	-0.20
7	7	4NF712	D	0	0	0	0.00	0.00	0.00	0.00
7	8	40232	*	-1	4827	99	1.00	0.02	0.00	0.00
7	8	40232	A	1	42	74	1.28	0.17	0.93	0.48
7	8	40232	B	0	4	7	0.19	0.15	0.64	-0.18
7	8	40232	C	0	6	11	-0.09	0.37	0.61	-0.30
7	8	40232	D	0	5	9	-0.05	0.46	0.70	-0.26
7	9	40235	*	-1	4833	99	1.00	0.02	0.00	0.02
7	9	40235	A	1	35	69	1.04	0.18	1.02	0.41
7	9	40235	B	0	4	8	-0.44	0.40	0.53	-0.29
7	9	40235	C	0	7	14	0.76	0.40	1.95	0.01
7	9	40235	D	0	5	10	-0.67	0.22	0.35	-0.39
7	10	40076	*	-1	4825	99	1.00	0.02	0.00	0.00
7	10	40076	A	1	38	64	1.34	0.20	1.03	0.39
7	10	40076	B	0	5	8	-0.79	0.47	0.32	-0.40
7	10	40076	C	0	5	8	0.63	0.53	1.39	-0.07
7	10	40076	D	0	11	19	0.54	0.38	2.31	-0.15
7	11	40535	*	-1	4830	99	1.00	0.02	0.00	0.04
7	11	40535	A	1	27	50	1.20	0.22	0.84	0.54
7	11	40535	B	0	9	17	-0.16	0.38	0.93	-0.26
7	11	40535	C	0	8	15	-0.36	0.37	0.76	-0.32
7	11	40535	D	0	10	19	0.14	0.16	0.76	-0.16
7	12	40958	*	-1	4632	95	0.97	0.02	0.00	-0.08
7	12	40958	A	1	158	63	1.84	0.08	0.89	0.47
7	12	40958	B	0	35	14	0.66	0.17	0.87	-0.28
7	12	40958	C	0	51	20	0.99	0.12	1.03	-0.20
7	12	40958	D	0	8	3	-0.31	0.26	0.26	-0.28

Form	Item Number	ItemID	Response	Score	n	n %	Avg. Prsn Msr	SE	OUT.MSQ	PTME
7	13	4NF21	*	-1	4761	97	0.98	0.02	0.00	-0.07
7	13	4NF21	A	1	76	62	1.81	0.16	1.36	0.23
7	13	4NF21	B	0	32	26	0.96	0.17	1.01	-0.29
7	13	4NF21	C	0	15	12	1.76	0.21	1.99	0.05
7	13	4NF21	D	0	0	0	0.00	0.00	0.00	0.00
7	14	40682	*	-1	4830	99	1.00	0.02	0.00	0.04
7	14	40682	A	1	19	35	1.19	0.23	0.93	0.39
7	14	40682	B	0	12	22	0.57	0.26	1.17	0.01
7	14	40682	C	0	11	20	-0.43	0.45	0.76	-0.40
7	14	40682	D	0	12	22	0.35	0.33	1.31	-0.08
7	15	4NF110	*	-1	4785	98	0.99	0.02	0.00	-0.04
7	15	4NF110	A	1	46	46	1.79	0.17	1.28	0.35
7	15	4NF110	B	0	36	36	0.97	0.13	0.79	-0.31
7	15	4NF110	C	0	17	17	1.23	0.21	1.19	-0.07
7	15	4NF110	D	0	0	0	0.00	0.00	0.00	0.00
7	16	40211	*	-1	4632	95	0.98	0.02	0.00	-0.05
7	16	40211	A	1	92	37	1.91	0.11	1.08	0.42
7	16	40211	B	0	48	19	0.90	0.11	0.78	-0.17
7	16	40211	C	0	94	37	1.09	0.10	1.13	-0.14
7	16	40211	D	0	18	7	0.24	0.26	0.52	-0.27
7	17	4NF56	*	-1	4790	98	0.99	0.02	0.00	-0.05
7	17	4NF56	A	1	27	29	2.09	0.25	1.35	0.42
7	17	4NF56	B	0	59	63	1.19	0.10	0.89	-0.29
7	17	4NF56	C	0	8	9	0.83	0.26	0.59	-0.18
7	17	4NF56	D	0	0	0	0.00	0.00	0.00	0.00
7	18	40799	*	-1	4825	99	1.01	0.02	0.00	0.05
7	18	40799	A	1	50	85	0.51	0.13	0.96	0.34
7	18	40799	B	0	5	8	-0.79	0.43	0.60	-0.35
7	18	40799	C	0	2	3	-0.49	0.06	0.58	-0.16
7	18	40799	D	0	2	3	0.54	0.82	2.18	0.03

Form	Item Number	ItemID	Response	Score	n	n %	Avg. Prsn Msr	SE	OUT.MSQ	PTME
7	19	40894	*	-1	4823	99	1.01	0.02	0.00	0.05
7	19	40894	A	1	50	82	0.74	0.16	0.81	0.47
7	19	40894	B	0	6	10	-0.79	0.63	0.88	-0.29
7	19	40894	C	0	4	7	-0.43	0.37	0.78	-0.17
7	19	40894	D	0	1	2	-4.05	0.00	0.02	-0.42
7	20	40152	*	-1	4825	99	1.00	0.02	0.00	0.03
7	20	40152	A	1	49	83	0.94	0.14	0.80	0.54
7	20	40152	B	0	3	5	-0.69	0.57	0.51	-0.28
7	20	40152	C	0	3	5	-0.33	0.37	0.58	-0.21
7	20	40152	D	0	4	7	-0.87	0.21	0.32	-0.37
7	21	40295	*	-1	4828	99	1.00	0.02	0.00	-0.02
7	21	40295	A	1	46	82	1.58	0.23	0.84	0.44
7	21	40295	B	0	8	14	-0.12	0.25	0.63	-0.34
7	21	40295	C	0	1	2	-0.58	0.00	0.32	-0.15
7	21	40295	D	0	1	2	-1.10	0.00	0.19	-0.20
7	22	40425	*	-1	4827	99	1.00	0.02	0.00	0.03
7	22	40425	A	1	42	74	1.09	0.21	0.82	0.44
7	22	40425	B	0	3	5	-0.38	1.41	2.91	-0.17
7	22	40425	C	0	3	5	-0.12	1.07	1.58	-0.13
7	22	40425	D	0	9	16	-0.50	0.36	0.66	-0.35
7	23	41097	*	-1	4829	99	1.00	0.02	0.00	0.03
7	23	41097	A	1	36	65	1.38	0.21	0.77	0.62
7	23	41097	B	0	4	7	-0.59	0.22	0.37	-0.22
7	23	41097	C	0	5	9	-0.07	0.29	0.68	-0.14
7	23	41097	D	0	10	18	-1.10	0.56	0.49	-0.52
7	24	40008	*	-1	4821	99	1.00	0.02	0.00	0.04
7	24	40008	A	1	36	57	0.93	0.25	1.60	0.33
7	24	40008	B	0	3	5	-0.50	0.55	0.56	-0.17
7	24	40008	C	0	17	27	0.02	0.28	1.13	-0.23
7	24	40008	D	0	7	11	0.23	0.32	1.19	-0.08

Form	Item Number	ItemID	Response	Score	n	n %	Avg. Prsn Msr	SE	OUT.MSQ	PTME
7	25	40855	*	-1	4825	99	1.00	0.02	0.00	0.00
7	25	40855	A	1	33	56	1.53	0.23	0.93	0.48
7	25	40855	B	0	17	29	0.38	0.26	1.04	-0.27
7	25	40855	C	0	1	2	0.37	0.00	0.65	-0.06
7	25	40855	D	0	8	14	-0.11	0.28	0.53	-0.31
7	26	41005	*	-1	4830	99	1.00	0.02	0.00	0.03
7	26	41005	A	1	25	46	1.01	0.20	1.17	0.30
7	26	41005	B	0	5	9	1.03	0.20	1.47	0.11
7	26	41005	C	0	10	19	0.50	0.24	1.07	-0.09
7	26	41005	D	0	14	26	0.11	0.32	0.91	-0.33
7	27	40942	*	-1	4835	99	1.00	0.02	0.00	0.01
7	27	40942	A	1	16	33	1.95	0.31	0.66	0.58
7	27	40942	B	0	5	10	0.39	0.48	0.90	-0.13
7	27	40942	C	0	16	33	0.63	0.13	0.86	-0.14
7	27	40942	D	0	12	24	0.01	0.37	0.80	-0.39
7	28	4G12	*	-1	4652	95	0.97	0.02	0.00	-0.11
7	28	4G12	A	1	185	80	1.86	0.08	0.98	0.37
7	28	4G12	B	0	24	10	0.86	0.16	0.87	-0.22
7	28	4G12	C	0	23	10	0.67	0.19	0.80	-0.27
7	28	4G12	D	0	0	0	0.00	0.00	0.00	0.00
7	29	4G312	*	-1	4778	98	0.98	0.02	0.00	-0.08
7	29	4G312	A	1	80	75	1.92	0.11	0.97	0.34
7	29	4G312	B	0	10	9	1.27	0.28	1.11	-0.14
7	29	4G312	C	0	16	15	1.02	0.19	0.81	-0.29
7	29	4G312	D	0	0	0	0.00	0.00	0.00	0.00
7	30	4G22	*	-1	4776	98	0.98	0.02	0.00	-0.10
7	30	4G22	A	1	62	57	2.03	0.12	1.19	0.25
7	30	4G22	B	0	27	25	1.60	0.16	1.41	-0.15
7	30	4G22	C	0	19	18	1.51	0.17	0.98	-0.16
7	30	4G22	D	0	0	0	0.00	0.00	0.00	0.00

Form	Item Number	ItemID	Response	Score	n	n %	Avg. Prsn Msr	SE	OUT.MSQ	PTME
8	1	4OA49	*	-1	4767	98	0.98	0.02	0.00	-0.08
8	1	4OA49	A	1	96	82	1.88	0.13	0.97	0.43
8	1	4OA49	B	0	3	3	0.98	0.33	0.89	-0.08
8	1	4OA49	C	0	18	15	0.38	0.17	0.56	-0.42
8	1	4OA49	D	0	0	0	0.00	0.00	0.00	0.00
8	2	4OA121	*	-1	4780	98	0.99	0.02	0.00	-0.03
8	2	4OA121	A	1	62	60	1.70	0.11	0.91	0.56
8	2	4OA121	B	0	40	38	0.61	0.11	0.73	-0.50
8	2	4OA121	C	0	2	2	-0.26	0.45	0.27	-0.21
8	2	4OA121	D	0	0	0	0.00	0.00	0.00	0.00
8	3	4OA43	*	-1	4670	96	0.98	0.02	0.00	-0.08
8	3	4OA43	A	1	89	42	1.95	0.12	1.16	0.38
8	3	4OA43	B	0	49	23	1.15	0.11	0.91	-0.17
8	3	4OA43	C	0	76	36	1.13	0.11	0.97	-0.25
8	3	4OA43	D	0	0	0	0.00	0.00	0.00	0.00
8	4	40938	*	-1	4597	94	0.97	0.02	0.00	-0.10
8	4	40938	A	1	202	70	1.88	0.08	0.96	0.49
8	4	40938	B	0	38	13	0.55	0.13	0.70	-0.30
8	4	40938	C	0	40	14	0.71	0.14	0.96	-0.26
8	4	40938	D	0	7	2	-0.13	0.40	0.37	-0.21
8	5	4NBT34	*	-1	4670	96	0.99	0.02	0.00	-0.04
8	5	4NBT34	A	1	131	61	1.47	0.08	1.03	0.37
8	5	4NBT34	B	0	33	15	1.01	0.13	1.18	-0.09
8	5	4NBT34	C	0	50	23	0.65	0.10	0.80	-0.34
8	5	4NBT34	D	0	0	0	0.00	0.00	0.00	0.00
8	6	4NBT36	*	-1	4771	98	1.00	0.02	0.00	-0.01
8	6	4NBT36	A	1	49	43	1.23	0.10	1.10	0.22
8	6	4NBT36	B	0	14	12	0.36	0.16	0.56	-0.35
8	6	4NBT36	C	0	50	44	1.05	0.10	1.23	0.01
8	6	4NBT36	D	0	0	0	0.00	0.00	0.00	0.00

Form	Item Number	ItemID	Response	Score	n	n %	Avg. Prsn Msr	SE	OUT.MSQ	PTME
8	7	40835	*	-1	4829	99	1.00	0.02	0.00	0.02
8	7	40835	A	1	43	78	1.19	0.18	0.93	0.52
8	7	40835	B	0	4	7	-0.41	0.17	0.41	-0.23
8	7	40835	C	0	1	2	0.39	0.00	0.88	-0.04
8	7	40835	D	0	7	13	-0.96	0.79	0.58	-0.45
8	8	40676	*	-1	4832	99	1.00	0.02	0.00	-0.02
8	8	40676	A	1	40	77	1.52	0.19	0.84	0.50
8	8	40676	B	0	1	2	-0.67	0.00	0.23	-0.21
8	8	40676	C	0	5	10	0.19	0.30	0.63	-0.26
8	8	40676	D	0	6	12	0.07	0.30	0.57	-0.32
8	9	4NF33	*	-1	4793	98	1.00	0.02	0.00	-0.01
8	9	4NF33	A	1	69	76	1.23	0.12	1.02	0.28
8	9	4NF33	B	0	8	9	0.40	0.14	0.67	-0.22
8	9	4NF33	C	0	14	15	0.74	0.22	1.17	-0.15
8	9	4NF33	D	0	0	0	0.00	0.00	0.00	0.00
8	10	40831	*	-1	4827	99	1.01	0.02	0.00	0.07
8	10	40831	A	1	28	49	1.07	0.22	0.70	0.63
8	10	40831	B	0	3	5	-0.84	0.45	0.45	-0.16
8	10	40831	C	0	11	19	-0.55	0.21	0.64	-0.23
8	10	40831	D	0	15	26	-0.92	0.36	0.77	-0.43
8	11	4NF11	*	-1	4775	98	0.98	0.02	0.00	-0.08
8	11	4NF11	A	1	78	72	1.90	0.13	1.00	0.34
8	11	4NF11	B	0	14	13	0.83	0.18	0.68	-0.29
8	11	4NF11	C	0	17	16	1.26	0.17	1.08	-0.16
8	11	4NF11	D	0	0	0	0.00	0.00	0.00	0.00
8	12	40227	*	-1	4830	99	1.00	0.02	0.00	0.03
8	12	40227	A	1	26	48	1.28	0.25	1.83	0.44
8	12	40227	B	0	7	13	0.34	0.68	2.28	-0.09
8	12	40227	C	0	2	4	0.67	0.93	1.39	0.00
8	12	40227	D	0	19	35	-0.06	0.22	0.67	-0.39

Form	Item Number	ItemID	Response	Score	n	n %	Avg. Prsn Msr	SE	OUT.MSQ	PTME
8	13	40540	*	-1	4827	99	1.00	0.02	0.00	0.02
8	13	40540	A	1	27	47	1.63	0.16	0.66	0.67
8	13	40540	B	0	15	26	0.20	0.22	0.79	-0.30
8	13	40540	C	0	3	5	0.05	0.51	0.59	-0.15
8	13	40540	D	0	12	21	-0.16	0.30	0.61	-0.42
8	14	4NF415	*	-1	4781	98	0.98	0.02	0.00	-0.08
8	14	4NF415	A	1	59	57	2.07	0.14	1.04	0.38
8	14	4NF415	B	0	29	28	1.26	0.13	0.87	-0.29
8	14	4NF415	C	0	15	15	1.33	0.27	1.60	-0.16
8	14	4NF415	D	0	0	0	0.00	0.00	0.00	0.00
8	15	40985	*	-1	4835	99	1.00	0.02	0.00	0.02
8	15	40985	A	1	17	35	1.53	0.25	0.85	0.45
8	15	40985	B	0	11	22	1.04	0.36	1.64	0.11
8	15	40985	C	0	4	8	0.05	0.41	0.51	-0.19
8	15	40985	D	0	17	35	0.08	0.23	0.59	-0.44
8	16	40085	*	-1	4829	99	1.00	0.02	0.00	0.00
8	16	40085	A	1	18	33	2.09	0.26	0.90	0.58
8	16	40085	B	0	12	22	0.53	0.31	0.80	-0.18
8	16	40085	C	0	23	42	0.49	0.24	0.83	-0.32
8	16	40085	D	0	2	4	-0.35	0.16	0.21	-0.20
8	17	40368	*	-1	4824	99	1.00	0.02	0.00	0.03
8	17	40368	A	1	12	20	1.60	0.28	0.86	0.40
8	17	40368	B	0	10	17	0.54	0.30	0.87	-0.05
8	17	40368	C	0	22	37	0.52	0.24	1.15	-0.10
8	17	40368	D	0	16	27	0.25	0.31	0.77	-0.22
8	18	41050	*	-1	1835	38	1.36	0.03	0.00	0.22
8	18	41050	A	1	2676	88	0.98	0.02	0.92	0.41
8	18	41050	B	0	75	2	-0.41	0.13	1.20	-0.14
8	18	41050	C	0	153	5	-0.47	0.08	0.70	-0.22
8	18	41050	D	0	145	5	-0.99	0.13	0.59	-0.30

Form	Item Number	ItemID	Response	Score	n	n %	Avg. Prsn Msr	SE	OUT.MSQ	PTME
8	19	41025	*	-1	4834	99	1.00	0.02	0.00	0.04
8	19	41025	A	1	41	82	0.96	0.19	0.81	0.57
8	19	41025	B	0	3	6	-0.60	0.40	0.52	-0.18
8	19	41025	C	0	3	6	-1.51	0.48	0.23	-0.33
8	19	41025	D	0	3	6	-2.11	1.88	0.74	-0.42
8	20	40106	*	-1	4832	99	1.00	0.02	0.00	0.02
8	20	40106	A	1	42	81	1.13	0.18	0.85	0.60
8	20	40106	B	0	3	6	-0.19	0.07	0.61	-0.15
8	20	40106	C	0	5	10	-1.05	0.48	0.37	-0.39
8	20	40106	D	0	2	4	-2.48	1.04	0.17	-0.44
8	21	41154	*	-1	4830	99	1.00	0.02	0.00	0.01
8	21	41154	A	1	43	80	1.06	0.20	1.13	0.33
8	21	41154	B	0	4	7	0.19	0.41	0.98	-0.15
8	21	41154	C	0	1	2	0.43	0.00	0.97	-0.05
8	21	41154	D	0	6	11	-0.12	0.39	0.77	-0.28
8	22	40137	*	-1	4827	99	1.00	0.02	0.00	0.03
8	22	40137	A	1	43	75	1.07	0.15	0.83	0.55
8	22	40137	B	0	1	2	0.46	0.00	0.96	-0.02
8	22	40137	C	0	5	9	-0.07	0.35	0.74	-0.17
8	22	40137	D	0	8	14	-1.09	0.65	0.45	-0.53
8	23	40342	*	-1	4829	99	1.00	0.02	0.00	0.04
8	23	40342	A	1	34	62	1.08	0.20	0.85	0.56
8	23	40342	B	0	3	5	0.89	0.48	2.22	0.07
8	23	40342	C	0	6	11	-0.99	0.30	0.34	-0.38
8	23	40342	D	0	12	22	-0.59	0.34	0.97	-0.41
8	24	40578	*	-1	4828	99	1.00	0.02	0.00	0.01
8	24	40578	A	1	36	64	1.26	0.19	1.08	0.41
8	24	40578	B	0	10	18	0.68	0.31	1.27	-0.09
8	24	40578	C	0	2	4	0.18	0.03	0.57	-0.12
8	24	40578	D	0	8	14	-0.20	0.26	0.48	-0.39

Form	Item Number	ItemID	Response	Score	n	n %	Avg. Prsn Msr	SE	OUT.MSQ	PTME
8	25	40760	*	-1	4829	99	1.00	0.02	0.00	0.04
8	25	40760	A	1	28	51	1.41	0.20	0.84	0.56
8	25	40760	B	0	6	11	0.20	0.40	0.83	-0.07
8	25	40760	C	0	3	5	0.68	0.21	1.02	0.02
8	25	40760	D	0	18	33	-0.77	0.42	0.59	-0.56
8	26	41161	*	-1	4829	99	1.00	0.02	0.00	0.03
8	26	41161	A	1	25	45	1.06	0.24	1.06	0.28
8	26	41161	B	0	3	5	-0.81	0.34	0.26	-0.29
8	26	41161	C	0	4	7	0.85	0.74	2.09	0.04
8	26	41161	D	0	23	42	0.44	0.24	1.96	-0.17
8	27	4MD48	*	-1	4793	98	1.00	0.02	0.00	-0.01
8	27	4MD48	A	1	30	33	1.79	0.19	0.82	0.52
8	27	4MD48	B	0	20	22	0.49	0.15	0.67	-0.33
8	27	4MD48	C	0	41	45	0.86	0.11	0.90	-0.22
8	27	4MD48	D	0	0	0	0.00	0.00	0.00	0.00
8	28	4G225	*	-1	4764	98	0.98	0.02	0.00	-0.07
8	28	4G225	A	1	94	78	1.79	0.13	1.05	0.28
8	28	4G225	B	0	13	11	0.84	0.34	1.23	-0.21
8	28	4G225	C	0	13	11	1.01	0.23	1.14	-0.16
8	28	4G225	D	0	0	0	0.00	0.00	0.00	0.00
8	29	4G118	*	-1	4768	98	1.00	0.02	0.00	-0.01
8	29	4G118	A	1	75	65	1.25	0.08	1.00	0.33
8	29	4G118	B	0	23	20	0.81	0.13	1.06	-0.16
8	29	4G118	C	0	18	16	0.61	0.20	0.97	-0.25
8	29	4G118	D	0	0	0	0.00	0.00	0.00	0.00
8	30	4G328	*	-1	4692	96	0.98	0.02	0.00	-0.08
8	30	4G328	A	1	108	56	1.76	0.09	1.04	0.29
8	30	4G328	B	0	2	1	-0.25	0.55	0.21	-0.20
8	30	4G328	C	0	82	43	1.26	0.09	1.12	-0.25
8	30	4G328	D	0	0	0	0.00	0.00	0.00	0.00

Form	Item Number	ItemID	Response	Score	n	n %	Avg. Prsn Msr	SE	OUT.MSQ	PTME
9	1	4OA513	*	-1	4765	98	0.99	0.02	0.00	-0.04
9	1	4OA513	A	1	94	79	1.54	0.08	0.87	0.51
9	1	4OA513	B	0	12	10	0.42	0.23	0.66	-0.34
9	1	4OA513	C	0	13	11	0.49	0.17	0.66	-0.33
9	1	4OA513	D	0	0	0	0.00	0.00	0.00	0.00
9	2	4OA23	*	-1	4780	98	0.98	0.02	0.00	-0.10
9	2	4OA23	A	1	73	70	2.03	0.10	0.99	0.32
9	2	4OA23	B	0	20	19	1.52	0.20	1.23	-0.17
9	2	4OA23	C	0	11	11	1.13	0.20	0.71	-0.26
9	2	4OA23	D	0	0	0	0.00	0.00	0.00	0.00
9	3	4OA516	*	-1	4793	98	0.99	0.02	0.00	-0.06
9	3	4OA516	A	1	43	47	2.07	0.14	0.89	0.54
9	3	4OA516	B	0	27	30	0.93	0.08	0.59	-0.45
9	3	4OA516	C	0	21	23	1.30	0.15	0.93	-0.16
9	3	4OA516	D	0	0	0	0.00	0.00	0.00	0.00
9	4	4NBT69	*	-1	4795	98	1.00	0.02	0.00	-0.01
9	4	4NBT69	A	1	56	63	1.35	0.13	1.01	0.35
9	4	4NBT69	B	0	10	11	0.72	0.19	0.90	-0.14
9	4	4NBT69	C	0	23	26	0.64	0.16	0.97	-0.28
9	4	4NBT69	D	0	0	0	0.00	0.00	0.00	0.00
9	5	4NBT511	*	-1	4781	98	0.98	0.02	0.00	-0.08
9	5	4NBT511	A	1	72	70	1.98	0.12	0.99	0.36
9	5	4NBT511	B	0	12	12	1.14	0.16	0.76	-0.21
9	5	4NBT511	C	0	19	18	1.19	0.22	1.12	-0.25
9	5	4NBT511	D	0	0	0	0.00	0.00	0.00	0.00
9	6	40622	*	-1	4825	99	1.00	0.02	0.00	0.01
9	6	40622	A	1	24	41	1.88	0.29	0.76	0.54
9	6	40622	B	0	18	31	0.38	0.27	1.13	-0.19
9	6	40622	C	0	7	12	0.02	0.43	0.68	-0.19
9	6	40622	D	0	10	17	-0.23	0.56	0.73	-0.30

Form	Item Number	ItemID	Response	Score	n	n %	Avg. Prsn Msr	SE	OUT.MSQ	PTME
9	7	40238	*	-1	4827	99	1.00	0.02	0.00	0.01
9	7	40238	A	1	46	81	1.10	0.16	0.86	0.38
9	7	40238	B	0	0	0	0.00	0.00	0.00	0.00
9	7	40238	C	0	2	4	-0.27	1.41	0.96	-0.19
9	7	40238	D	0	9	16	0.03	0.35	1.07	-0.32
9	8	40087	*	-1	4829	99	1.00	0.02	0.00	0.03
9	8	40087	A	1	37	67	1.09	0.20	0.94	0.55
9	8	40087	B	0	5	9	-0.59	0.37	0.55	-0.31
9	8	40087	C	0	6	11	-0.14	0.26	0.77	-0.21
9	8	40087	D	0	7	13	-0.43	0.19	0.52	-0.32
9	9	4NF16	*	-1	4788	98	0.99	0.02	0.00	-0.05
9	9	4NF16	A	1	78	81	1.56	0.12	1.04	0.24
9	9	4NF16	B	0	4	4	0.80	0.20	0.73	-0.14
9	9	4NF16	C	0	14	15	0.99	0.13	0.92	-0.19
9	9	4NF16	D	0	0	0	0.00	0.00	0.00	0.00
9	10	40207	*	-1	4826	99	1.00	0.02	0.00	0.01
9	10	40207	A	1	37	64	1.09	0.17	1.11	0.27
9	10	40207	B	0	8	14	0.88	0.45	2.16	0.00
9	10	40207	C	0	3	5	-0.75	0.33	0.26	-0.35
9	10	40207	D	0	10	17	0.53	0.32	1.41	-0.14
9	11	40208	*	-1	4830	99	1.00	0.02	0.00	0.04
9	11	40208	A	1	28	52	1.12	0.27	1.14	0.40
9	11	40208	B	0	5	9	-0.04	0.30	0.68	-0.12
9	11	40208	C	0	11	20	0.51	0.41	2.31	-0.01
9	11	40208	D	0	10	19	-0.84	0.53	0.57	-0.42
9	12	4NF43	*	-1	4774	98	0.99	0.02	0.00	-0.06
9	12	4NF43	A	1	72	65	1.71	0.10	1.05	0.27
9	12	4NF43	B	0	15	14	0.66	0.17	0.57	-0.39
9	12	4NF43	C	0	23	21	1.55	0.19	1.68	0.01
9	12	4NF43	D	0	0	0	0.00	0.00	0.00	0.00

Form	Item Number	ItemID	Response	Score	n	n %	Avg. Prsn Msr	SE	OUT.MSQ	PTME
9	13	4NF311	*	-1	4779	98	0.98	0.02	0.00	-0.08
9	13	4NF311	A	1	67	64	1.97	0.14	1.04	0.34
9	13	4NF311	B	0	19	18	1.45	0.18	1.24	-0.10
9	13	4NF311	C	0	19	18	0.90	0.14	0.67	-0.33
9	13	4NF311	D	0	0	0	0.00	0.00	0.00	0.00
9	14	4NF15	*	-1	4772	98	0.99	0.02	0.00	-0.06
9	14	4NF15	A	1	60	54	1.96	0.10	0.84	0.49
9	14	4NF15	B	0	22	20	1.03	0.18	0.86	-0.27
9	14	4NF15	C	0	30	27	1.08	0.15	0.89	-0.30
9	14	4NF15	D	0	0	0	0.00	0.00	0.00	0.00
9	15	40537	*	-1	4834	99	1.00	0.02	0.00	0.01
9	15	40537	A	1	18	36	1.54	0.19	0.79	0.48
9	15	40537	B	0	4	8	0.66	0.65	1.23	-0.05
9	15	40537	C	0	18	36	0.46	0.22	0.92	-0.28
9	15	40537	D	0	10	20	0.43	0.37	0.89	-0.20
9	16	40389	*	-1	4829	99	1.00	0.02	0.00	-0.02
9	16	40389	A	1	19	35	1.97	0.27	0.92	0.47
9	16	40389	B	0	7	13	0.86	0.42	1.05	-0.11
9	16	40389	C	0	21	38	0.81	0.24	0.98	-0.27
9	16	40389	D	0	8	15	0.75	0.28	0.73	-0.16
9	17	4NF519	*	-1	4795	98	0.99	0.02	0.00	-0.05
9	17	4NF519	A	1	24	27	1.97	0.27	1.20	0.32
9	17	4NF519	B	0	14	16	0.88	0.19	0.66	-0.25
9	17	4NF519	C	0	51	57	1.37	0.11	1.15	-0.10
9	17	4NF519	D	0	0	0	0.00	0.00	0.00	0.00
9	18	40148	*	-1	4827	99	1.00	0.02	0.00	0.04
9	18	40148	A	1	49	86	0.86	0.14	0.87	0.50
9	18	40148	B	0	0	0	0.00	0.00	0.00	0.00
9	18	40148	C	0	6	11	-0.24	0.50	1.00	-0.21
9	18	40148	D	0	2	4	-3.66	1.69	0.10	-0.60

Form	Item Number	ItemID	Response	Score	n	n %	Avg. Prsn Msr	SE	OUT.MSQ	PTME
9	19	40041	*	-1	4622	95	0.98	0.02	0.00	-0.06
9	19	40041	A	1	240	92	1.44	0.06	0.95	0.35
9	19	40041	B	0	15	6	0.55	0.19	0.85	-0.19
9	19	40041	C	0	5	2	-0.37	0.22	0.30	-0.23
9	19	40041	D	0	2	1	-1.44	0.53	0.10	-0.24
9	20	40571	*	-1	4826	99	1.00	0.02	0.00	0.01
9	20	40571	A	1	50	86	1.01	0.16	1.13	0.18
9	20	40571	B	0	8	14	0.45	0.13	0.90	-0.18
9	20	40571	C	0	0	0	0.00	0.00	0.00	0.00
9	20	40571	D	0	0	0	0.00	0.00	0.00	0.00
9	21	40734	*	-1	4833	99	1.00	0.02	0.00	0.02
9	21	40734	A	1	40	78	0.83	0.20	1.68	0.19
9	21	40734	B	0	2	4	1.23	0.32	2.41	0.08
9	21	40734	C	0	5	10	0.65	0.22	1.42	-0.02
9	21	40734	D	0	4	8	-0.68	0.85	0.77	-0.33
9	22	40878	*	-1	4830	99	1.00	0.02	0.00	0.03
9	22	40878	A	1	40	74	1.18	0.18	0.85	0.57
9	22	40878	B	0	2	4	0.55	0.25	1.14	-0.01
9	22	40878	C	0	4	7	-0.65	0.61	0.54	-0.23
9	22	40878	D	0	8	15	-1.33	0.73	0.52	-0.52
9	23	40598	*	-1	4836	99	1.00	0.02	0.00	-0.02
9	23	40598	A	1	37	77	1.36	0.17	1.16	0.21
9	23	40598	B	0	2	4	1.08	0.15	1.06	-0.04
9	23	40598	C	0	7	15	0.97	0.22	1.06	-0.12
9	23	40598	D	0	2	4	0.32	0.19	0.50	-0.20
9	24	41199	*	-1	4814	99	1.00	0.02	0.00	0.02
9	24	41199	A	1	45	64	1.29	0.14	0.90	0.47
9	24	41199	B	0	5	7	0.71	0.60	1.63	-0.02
9	24	41199	C	0	10	14	0.23	0.31	0.92	-0.16
9	24	41199	D	0	10	14	-0.80	0.68	0.59	-0.47

Form	Item Number	ItemID	Response	Score	n	n %	Avg. Prsn Msr	SE	OUT.MSQ	PTME
9	25	41092	*	-1	4835	99	1.00	0.02	0.00	-0.01
9	25	41092	A	1	28	57	1.86	0.31	0.74	0.57
9	25	41092	B	0	8	16	0.14	0.26	0.72	-0.28
9	25	41092	C	0	7	14	-0.12	0.20	0.50	-0.33
9	25	41092	D	0	6	12	0.32	0.12	0.72	-0.19
9	26	4MD49	*	-1	4789	98	0.99	0.02	0.00	-0.05
9	26	4MD49	A	1	59	62	1.68	0.12	1.08	0.26
9	26	4MD49	B	0	16	17	1.04	0.19	0.96	-0.22
9	26	4MD49	C	0	20	21	1.31	0.19	1.34	-0.10
9	26	4MD49	D	0	0	0	0.00	0.00	0.00	0.00
9	27	4MD31	*	-1	4772	98	0.99	0.02	0.00	-0.06
9	27	4MD31	A	1	48	43	2.02	0.12	0.90	0.46
9	27	4MD31	B	0	28	25	1.17	0.16	0.93	-0.23
9	27	4MD31	C	0	36	32	1.18	0.13	0.90	-0.27
9	27	4MD31	D	0	0	0	0.00	0.00	0.00	0.00
9	28	4G215	*	-1	4788	98	0.99	0.02	0.00	-0.06
9	28	4G215	A	1	76	79	1.66	0.11	0.99	0.32
9	28	4G215	B	0	5	5	1.15	0.19	0.94	-0.09
9	28	4G215	C	0	15	16	0.86	0.18	0.84	-0.30
9	28	4G215	D	0	0	0	0.00	0.00	0.00	0.00
9	29	4G331	*	-1	4781	98	0.98	0.02	0.00	-0.08
9	29	4G331	A	1	78	76	1.87	0.13	1.17	0.22
9	29	4G331	B	0	18	17	1.37	0.15	1.06	-0.17
9	29	4G331	C	0	7	7	1.25	0.19	0.86	-0.13
9	29	4G331	D	0	0	0	0.00	0.00	0.00	0.00
9	30	4G218	*	-1	4774	98	0.99	0.02	0.00	-0.06
9	30	4G218	A	1	62	56	1.69	0.12	1.30	0.20
9	30	4G218	B	0	6	5	1.64	0.21	1.28	0.03
9	30	4G218	C	0	42	38	1.29	0.11	1.07	-0.22
9	30	4G218	D	0	0	0	0.00	0.00	0.00	0.00

Form	Item Number	ItemID	Response	Score	n	n %	Avg. Prsn Msr	SE	OUT.MSQ	PTME
10	1	41075	*	-1	4830	99	1.00	0.02	0.00	0.01
10	1	41075	A	1	39	72	1.22	0.15	0.89	0.46
10	1	41075	B	0	5	9	0.06	0.33	0.63	-0.28
10	1	41075	C	0	5	9	0.61	0.31	1.01	-0.10
10	1	41075	D	0	5	9	-0.14	0.55	0.64	-0.34
10	2	40A32	*	-1	4764	98	0.98	0.02	0.00	-0.07
10	2	40A32	A	1	76	63	2.06	0.15	1.06	0.47
10	2	40A32	B	0	14	12	0.80	0.28	1.05	-0.23
10	2	40A32	C	0	30	25	0.82	0.13	0.74	-0.36
10	2	40A32	D	0	0	0	0.00	0.00	0.00	0.00
10	3	40A312	*	-1	4790	98	0.99	0.02	0.00	-0.05
10	3	40A312	A	1	39	41	1.83	0.17	1.21	0.30
10	3	40A312	B	0	33	35	1.10	0.12	0.80	-0.32
10	3	40A312	C	0	22	23	1.52	0.16	1.26	0.01
10	3	40A312	D	0	0	0	0.00	0.00	0.00	0.00
10	4	4NBT19	*	-1	4774	98	0.98	0.02	0.00	-0.08
10	4	4NBT19	A	1	81	74	1.93	0.11	0.95	0.37
10	4	4NBT19	B	0	7	6	1.66	0.29	1.56	-0.01
10	4	4NBT19	C	0	22	20	0.84	0.18	0.74	-0.41
10	4	4NBT19	D	0	0	0	0.00	0.00	0.00	0.00
10	5	4NBT44	*	-1	4794	98	0.99	0.02	0.00	-0.05
10	5	4NBT44	A	1	58	64	1.77	0.14	0.94	0.45
10	5	4NBT44	B	0	15	17	0.74	0.11	0.64	-0.31
10	5	4NBT44	C	0	17	19	0.92	0.13	0.81	-0.25
10	5	4NBT44	D	0	0	0	0.00	0.00	0.00	0.00
10	6	4NBT68	*	-1	4765	98	0.99	0.02	0.00	-0.04
10	6	4NBT68	A	1	58	49	1.70	0.11	1.06	0.43
10	6	4NBT68	B	0	21	18	0.87	0.13	0.75	-0.24
10	6	4NBT68	C	0	40	34	0.99	0.12	0.95	-0.26
10	6	4NBT68	D	0	0	0	0.00	0.00	0.00	0.00

Form	Item Number	ItemID	Response	Score	n	n %	Avg. Prsn Msr	SE	OUT.MSQ	PTME
10	7	4NF72	*	-1	4781	98	0.99	0.02	0.00	-0.03
10	7	4NF72	A	1	88	85	1.39	0.10	0.98	0.35
10	7	4NF72	B	0	10	10	0.40	0.31	0.92	-0.27
10	7	4NF72	C	0	5	5	0.34	0.27	0.65	-0.20
10	7	4NF72	D	0	0	0	0.00	0.00	0.00	0.00
10	8	4NF79	*	-1	4774	98	0.99	0.02	0.00	-0.06
10	8	4NF79	A	1	92	84	1.61	0.09	1.08	0.21
10	8	4NF79	B	0	17	15	1.11	0.19	1.15	-0.20
10	8	4NF79	C	0	1	1	1.27	0.00	0.98	-0.03
10	8	4NF79	D	0	0	0	0.00	0.00	0.00	0.00
10	9	40808	*	-1	4828	99	1.00	0.02	0.00	0.02
10	9	40808	A	1	39	70	1.04	0.17	1.20	0.43
10	9	40808	B	0	7	13	-0.27	0.29	0.58	-0.35
10	9	40808	C	0	4	7	0.04	0.47	0.82	-0.18
10	9	40808	D	0	6	11	0.36	0.23	0.94	-0.12
10	10	40514	*	-1	4835	99	1.00	0.02	0.00	0.02
10	10	40514	A	1	30	61	1.08	0.27	1.47	0.26
10	10	40514	B	0	10	20	0.84	0.24	1.61	0.01
10	10	40514	C	0	5	10	-0.30	0.24	0.47	-0.29
10	10	40514	D	0	4	8	0.06	0.32	0.68	-0.17
10	11	40084	*	-1	4824	99	1.00	0.02	0.00	0.04
10	11	40084	A	1	31	52	1.32	0.19	0.66	0.62
10	11	40084	B	0	7	12	-0.04	0.27	0.71	-0.14
10	11	40084	C	0	4	7	-0.94	0.47	0.34	-0.28
10	11	40084	D	0	18	30	-0.37	0.30	0.71	-0.42
10	12	40523	*	-1	4829	99	1.00	0.02	0.00	0.03
10	12	40523	A	1	26	47	1.77	0.21	0.52	0.72
10	12	40523	B	0	15	27	-0.02	0.26	0.84	-0.30
10	12	40523	C	0	3	5	-0.68	0.33	0.29	-0.23
10	12	40523	D	0	11	20	-0.53	0.25	0.43	-0.43

Form	Item Number	ItemID	Response	Score	n	n %	Avg. Prsn Msr	SE	OUT.MSQ	PTME
10	13	40083	*	-1	4828	99	1.00	0.02	0.00	0.01
10	13	40083	A	1	27	48	1.48	0.26	1.19	0.41
10	13	40083	B	0	7	13	-0.51	0.75	0.71	-0.37
10	13	40083	C	0	10	18	0.65	0.36	1.72	-0.07
10	13	40083	D	0	12	21	0.51	0.20	0.85	-0.13
10	14	40954	*	-1	4829	99	1.00	0.02	0.00	0.02
10	14	40954	A	1	21	38	1.21	0.20	0.98	0.38
10	14	40954	B	0	15	27	0.73	0.23	1.36	0.01
10	14	40954	C	0	8	15	0.54	0.35	1.05	-0.07
10	14	40954	D	0	11	20	-0.10	0.30	0.54	-0.40
10	15	40522	*	-1	4831	99	0.99	0.02	0.00	-0.02
10	15	40522	A	1	23	43	2.23	0.27	0.74	0.62
10	15	40522	B	0	9	17	0.33	0.19	0.46	-0.33
10	15	40522	C	0	16	30	0.83	0.21	0.96	-0.23
10	15	40522	D	0	5	9	0.18	0.59	0.60	-0.27
10	16	4NF513	*	-1	4794	98	1.00	0.02	0.00	-0.01
10	16	4NF513	A	1	26	29	1.79	0.21	0.91	0.47
10	16	4NF513	B	0	52	58	0.88	0.11	0.98	-0.26
10	16	4NF513	C	0	12	13	0.48	0.18	0.55	-0.25
10	16	4NF513	D	0	0	0	0.00	0.00	0.00	0.00
10	17	4NF714	*	-1	4795	98	0.99	0.02	0.00	-0.05
10	17	4NF714	A	1	27	30	2.41	0.20	0.63	0.64
10	17	4NF714	B	0	14	16	1.34	0.22	1.15	-0.05
10	17	4NF714	C	0	48	54	0.94	0.08	0.65	-0.55
10	17	4NF714	D	0	0	0	0.00	0.00	0.00	0.00
10	18	40013	*	-1	4833	99	1.00	0.02	0.00	0.00
10	18	40013	A	1	45	88	1.22	0.23	1.18	0.39
10	18	40013	B	0	0	0	0.00	0.00	0.00	0.00
10	18	40013	C	0	3	6	-0.73	0.96	0.70	-0.26
10	18	40013	D	0	3	6	-0.81	0.22	0.38	-0.27

Form	Item Number	ItemID	Response	Score	n	n %	Avg. Prsn Msr	SE	OUT.MSQ	PTME
10	19	4MD47	*	-1	4763	98	0.99	0.02	0.00	-0.04
10	19	4MD47	A	1	111	92	1.37	0.08	0.93	0.28
10	19	4MD47	B	0	2	2	0.05	0.47	0.43	-0.19
10	19	4MD47	C	0	8	7	0.60	0.48	1.55	-0.21
10	19	4MD47	D	0	0	0	0.00	0.00	0.00	0.00
10	20	40263	*	-1	4841	99	1.00	0.02	0.00	0.00
10	20	40263	A	1	37	86	1.12	0.19	0.95	0.25
10	20	40263	B	0	1	2	1.10	0.00	1.71	0.01
10	20	40263	C	0	2	5	0.77	1.23	2.30	-0.04
10	20	40263	D	0	3	7	-0.42	0.92	0.89	-0.32
10	21	40252	*	-1	4828	99	1.00	0.02	0.00	0.02
10	21	40252	A	1	44	79	1.00	0.22	1.40	0.29
10	21	40252	B	0	9	16	-0.16	0.23	0.78	-0.30
10	21	40252	C	0	2	4	0.38	0.19	1.06	-0.06
10	21	40252	D	0	1	2	0.88	0.00	1.72	0.01
10	22	40718	*	-1	4838	99	1.00	0.02	0.00	-0.02
10	22	40718	A	1	38	83	1.46	0.18	0.99	0.43
10	22	40718	B	0	1	2	0.01	0.00	0.43	-0.16
10	22	40718	C	0	4	9	-0.39	0.11	0.29	-0.44
10	22	40718	D	0	3	7	0.95	0.28	1.18	-0.06
10	23	40879	*	-1	4828	99	1.00	0.02	0.00	0.03
10	23	40879	A	1	37	66	1.08	0.18	0.92	0.46
10	23	40879	B	0	7	13	0.36	0.46	1.68	-0.11
10	23	40879	C	0	4	7	-0.65	0.50	0.49	-0.31
10	23	40879	D	0	8	14	-0.15	0.35	0.81	-0.29
10	24	40329	*	-1	4819	99	1.00	0.02	0.00	0.00
10	24	40329	A	1	43	66	1.46	0.18	1.00	0.43
10	24	40329	B	0	14	22	0.80	0.38	2.09	-0.08
10	24	40329	C	0	3	5	-0.92	0.80	0.27	-0.30
10	24	40329	D	0	5	8	-1.00	0.42	0.23	-0.41

Form	Item Number	ItemID	Response	Score	n	n %	Avg. Prsn Msr	SE	OUT.MSQ	PTME
10	25	41008	*	-1	4829	99	1.00	0.02	0.00	0.01
10	25	41008	A	1	30	55	1.11	0.26	1.55	0.26
10	25	41008	B	0	8	15	0.78	0.44	1.63	-0.01
10	25	41008	C	0	10	18	0.35	0.23	0.84	-0.18
10	25	41008	D	0	7	13	0.29	0.22	0.75	-0.17
10	26	41006	*	-1	4823	99	1.00	0.02	0.00	0.01
10	26	41006	A	1	30	49	1.29	0.24	1.25	0.33
10	26	41006	B	0	3	5	0.21	0.30	0.59	-0.12
10	26	41006	C	0	15	25	0.49	0.34	1.32	-0.17
10	26	41006	D	0	13	21	0.49	0.24	1.07	-0.16
10	27	41037	*	-1	4831	99	1.00	0.02	0.00	0.04
10	27	41037	A	1	14	26	1.10	0.30	1.52	0.27
10	27	41037	B	0	33	62	0.64	0.16	1.22	0.12
10	27	41037	C	0	2	4	-1.13	1.34	0.28	-0.25
10	27	41037	D	0	4	8	-1.72	0.95	0.21	-0.49
10	28	4G324	*	-1	4762	98	0.98	0.02	0.00	-0.07
10	28	4G324	A	1	95	78	1.86	0.13	0.99	0.40
10	28	4G324	B	0	11	9	0.55	0.26	0.69	-0.25
10	28	4G324	C	0	16	13	0.68	0.21	0.84	-0.28
10	28	4G324	D	0	0	0	0.00	0.00	0.00	0.00
10	29	4G24	*	-1	4793	98	0.99	0.02	0.00	-0.06
10	29	4G24	A	1	67	74	1.72	0.11	1.04	0.31
10	29	4G24	B	0	5	5	0.65	0.19	0.51	-0.24
10	29	4G24	C	0	19	21	1.19	0.21	1.76	-0.21
10	29	4G24	D	0	0	0	0.00	0.00	0.00	0.00
10	30	4G19	*	-1	4780	98	0.99	0.02	0.00	-0.03
10	30	4G19	A	1	51	49	1.68	0.14	1.09	0.44
10	30	4G19	B	0	34	33	0.80	0.15	0.88	-0.31
10	30	4G19	C	0	19	18	0.84	0.16	0.83	-0.19
10	30	4G19	D	0	0	0	0.00	0.00	0.00	0.00

Form	Item Number	ItemID	Response	Score	n	n %	Avg. Prsn Msr	SE	OUT.MSQ	PTME
BMF	1	4OA416	*	-1	4765	98	0.98	0.02	0.00	-0.08
BMF	1	4OA416	A	1	99	83	1.87	0.12	0.87	0.46
BMF	1	4OA416	B	0	6	5	0.33	0.34	0.56	-0.23
BMF	1	4OA416	C	0	14	12	0.32	0.19	0.53	-0.37
BMF	1	4OA416	D	0	0	0	0.00	0.00	0.00	0.00
BMF	2	4OA29	*	-1	4792	98	0.99	0.02	0.00	-0.06
BMF	2	4OA29	A	1	57	62	1.96	0.11	0.82	0.51
BMF	2	4OA29	B	0	11	12	0.78	0.17	0.60	-0.31
BMF	2	4OA29	C	0	24	26	1.04	0.17	0.95	-0.34
BMF	2	4OA29	D	0	0	0	0.00	0.00	0.00	0.00
BMF	3	4OA57	*	-1	4795	98	0.98	0.02	0.00	-0.09
BMF	3	4OA57	A	1	50	56	2.21	0.13	0.99	0.42
BMF	3	4OA57	B	0	9	10	1.28	0.23	0.74	-0.21
BMF	3	4OA57	C	0	30	34	1.48	0.12	0.89	-0.31
BMF	3	4OA57	D	0	0	0	0.00	0.00	0.00	0.00
BMF	4	40763	*	-1	4832	99	1.00	0.02	0.00	0.02
BMF	4	40763	A	1	30	58	1.38	0.15	0.77	0.61
BMF	4	40763	B	0	2	4	0.70	0.54	1.09	-0.02
BMF	4	40763	C	0	14	27	0.13	0.28	0.79	-0.38
BMF	4	40763	D	0	6	12	-0.42	0.17	0.33	-0.41
BMF	5	4NBT11	*	-1	4775	98	0.98	0.02	0.00	-0.08
BMF	5	4NBT11	A	1	75	69	1.95	0.13	0.98	0.39
BMF	5	4NBT11	B	0	12	11	0.96	0.18	0.75	-0.23
BMF	5	4NBT11	C	0	22	20	1.07	0.14	0.85	-0.27
BMF	5	4NBT11	D	0	0	0	0.00	0.00	0.00	0.00

Note. BMF = Benchmark Fall.

Form	Item Number	ItemID	Response	Score	n	n %	Avg. Prsn Msr	SE	OUT.MSQ	PTME
BMF	6	4NBT14	*	-1	4772	98	0.99	0.02	0.00	-0.06
BMF	6	4NBT14	A	1	61	54	1.84	0.11	0.99	0.36
BMF	6	4NBT14	B	0	30	27	1.35	0.15	1.24	-0.12
BMF	6	4NBT14	C	0	21	19	0.92	0.19	0.81	-0.33
BMF	6	4NBT14	D	0	0	0	0.00	0.00	0.00	0.00
BMF	7	4NF713	*	-1	4774	98	0.99	0.02	0.00	-0.06
BMF	7	4NF713	A	1	97	88	1.66	0.08	0.92	0.40
BMF	7	4NF713	B	0	3	3	0.47	0.71	0.75	-0.20
BMF	7	4NF713	C	0	10	9	0.59	0.20	0.63	-0.33
BMF	7	4NF713	D	0	0	0	0.00	0.00	0.00	0.00
BMF	8	4NF25	*	-1	4770	98	1.00	0.02	0.00	-0.01
BMF	8	4NF25	A	1	90	79	1.20	0.07	0.92	0.41
BMF	8	4NF25	B	0	8	7	0.55	0.23	0.89	-0.18
BMF	8	4NF25	C	0	16	14	0.40	0.19	0.78	-0.35
BMF	8	4NF25	D	0	0	0	0.00	0.00	0.00	0.00
BMF	9	40955	*	-1	4828	99	0.99	0.02	0.00	-0.02
BMF	9	40955	A	1	42	75	1.63	0.22	0.93	0.46
BMF	9	40955	B	0	5	9	0.24	0.34	0.71	-0.23
BMF	9	40955	C	0	6	11	0.41	0.34	0.81	-0.21
BMF	9	40955	D	0	3	5	-0.53	0.13	0.26	-0.30
BMF	10	40512	*	-1	4828	99	1.00	0.02	0.00	0.04
BMF	10	40512	A	1	33	59	1.00	0.16	0.86	0.49
BMF	10	40512	B	0	3	5	-0.32	0.93	0.78	-0.21
BMF	10	40512	C	0	15	27	0.12	0.19	0.85	-0.27
BMF	10	40512	D	0	5	9	-0.32	0.49	0.73	-0.27

Note. BMF = Benchmark Fall.

Form	Item Number	ItemID	Response	Score	n	n %	Avg. Prsn Msr	SE	OUT.MSQ	PTME
BMF	11	40215	*	-1	4828	99	1.00	0.02	0.00	0.05
BMF	11	40215	A	1	27	48	1.08	0.27	1.21	0.49
BMF	11	40215	B	0	4	7	0.22	0.55	1.22	-0.05
BMF	11	40215	C	0	8	14	-0.35	0.22	0.55	-0.26
BMF	11	40215	D	0	17	30	-0.12	0.19	0.75	-0.30
BMF	12	40052	*	-1	4829	99	1.00	0.02	0.00	0.00
BMF	12	40052	A	1	29	53	1.58	0.28	0.91	0.47
BMF	12	40052	B	0	4	7	0.63	0.30	1.02	-0.06
BMF	12	40052	C	0	11	20	-0.13	0.24	0.56	-0.39
BMF	12	40052	D	0	11	20	0.50	0.32	1.13	-0.16
BMF	13	40689	*	-1	4829	99	1.00	0.02	0.00	0.03
BMF	13	40689	A	1	24	44	1.03	0.20	1.00	0.40
BMF	13	40689	B	0	24	44	0.41	0.17	1.11	-0.17
BMF	13	40689	C	0	2	4	0.20	0.08	0.66	-0.08
BMF	13	40689	D	0	5	9	-0.47	0.06	0.34	-0.35
BMF	14	4NF12	*	-1	4787	98	0.99	0.02	0.00	-0.06
BMF	14	4NF12	A	1	51	53	1.74	0.14	1.12	0.27
BMF	14	4NF12	B	0	27	28	1.18	0.13	0.92	-0.21
BMF	14	4NF12	C	0	19	20	1.31	0.22	1.40	-0.10
BMF	14	4NF12	D	0	0	0	0.00	0.00	0.00	0.00
BMF	15	40219	*	-1	4828	99	1.00	0.02	0.00	0.05
BMF	15	40219	A	1	16	29	1.24	0.37	1.02	0.41
BMF	15	40219	B	0	26	46	0.16	0.19	1.02	-0.23
BMF	15	40219	C	0	3	5	0.05	0.12	0.61	-0.08
BMF	15	40219	D	0	11	20	0.13	0.31	1.03	-0.13

Note. BMF = Benchmark Fall.

Form	Item Number	ItemID	Response	Score	n	n %	Avg. Prsn Msr	SE	OUT.MSQ	PTME
BMF	16	40969	*	-1	4827	99	1.00	0.02	0.00	-0.01
BMF	16	40969	A	1	17	30	1.62	0.35	1.39	0.32
BMF	16	40969	B	0	17	30	1.09	0.17	1.07	0.01
BMF	16	40969	C	0	3	5	0.11	0.30	0.37	-0.20
BMF	16	40969	D	0	20	35	0.72	0.24	1.12	-0.22
BMF	17	40068	*	-1	1847	38	1.35	0.03	0.00	0.22
BMF	17	40068	A	1	657	22	1.94	0.06	1.17	0.46
BMF	17	40068	B	0	1435	47	0.62	0.03	1.01	-0.11
BMF	17	40068	C	0	371	12	0.39	0.06	0.89	-0.11
BMF	17	40068	D	0	574	19	0.10	0.05	0.66	-0.25
BMF	18	40559	*	-1	4832	99	1.00	0.02	0.00	-0.01
BMF	18	40559	A	1	47	90	1.22	0.20	0.99	0.25
BMF	18	40559	B	0	4	8	-0.20	0.60	0.86	-0.27
BMF	18	40559	C	0	1	2	1.04	0.00	1.73	-0.01
BMF	18	40559	D	0	0	0	0.00	0.00	0.00	0.00
BMF	19	4MD52	*	-1	4792	98	0.99	0.02	0.00	-0.06
BMF	19	4MD52	A	1	86	93	1.65	0.10	0.98	0.26
BMF	19	4MD52	B	0	1	1	1.01	0.00	0.79	-0.06
BMF	19	4MD52	C	0	5	5	0.56	0.26	0.57	-0.26
BMF	19	4MD52	D	0	0	0	0.00	0.00	0.00	0.00
BMF	20	40610	*	-1	4833	99	1.00	0.02	0.00	0.01
BMF	20	40610	A	1	43	84	1.08	0.20	0.89	0.40
BMF	20	40610	B	0	2	4	-0.01	0.64	0.85	-0.13
BMF	20	40610	C	0	4	8	-0.44	0.59	0.64	-0.28
BMF	20	40610	D	0	2	4	-0.69	0.10	0.36	-0.23

Note. BMF = Benchmark Fall.

Form	Item Number	ItemID	Response	Score	n	n %	Avg. Prsn Msr	SE	OUT.MSQ	PTME
BMF	21	41093	*	-1	4838	99	1.00	0.02	0.00	0.02
BMF	21	41093	A	1	36	78	1.12	0.17	0.79	0.61
BMF	21	41093	B	0	2	4	-0.87	0.45	0.31	-0.29
BMF	21	41093	C	0	4	9	-0.21	0.32	0.64	-0.25
BMF	21	41093	D	0	4	9	-0.93	0.28	0.30	-0.43
BMF	22	40309	*	-1	4830	99	1.00	0.02	0.00	0.02
BMF	22	40309	A	1	41	76	1.04	0.17	0.90	0.47
BMF	22	40309	B	0	9	17	-0.12	0.33	0.84	-0.32
BMF	22	40309	C	0	2	4	-0.21	0.23	0.55	-0.16
BMF	22	40309	D	0	2	4	-0.90	0.86	0.37	-0.27
BMF	23	4MD54	*	-1	4794	98	1.00	0.02	0.00	-0.01
BMF	23	4MD54	A	1	67	74	1.27	0.12	0.97	0.33
BMF	23	4MD54	B	0	18	20	0.57	0.17	0.94	-0.27
BMF	23	4MD54	C	0	5	6	0.45	0.35	0.79	-0.16
BMF	23	4MD54	D	0	0	0	0.00	0.00	0.00	0.00
BMF	24	40427	*	-1	4828	99	1.00	0.02	0.00	0.04
BMF	24	40427	A	1	32	57	0.83	0.16	0.96	0.36
BMF	24	40427	B	0	11	20	0.15	0.27	1.02	-0.16
BMF	24	40427	C	0	5	9	-0.19	0.62	0.93	-0.21
BMF	24	40427	D	0	8	14	0.10	0.41	1.15	-0.16
BMF	25	40430	*	-1	4821	99	1.00	0.02	0.00	0.01
BMF	25	40430	A	1	35	56	1.30	0.22	0.98	0.34
BMF	25	40430	B	0	8	13	0.87	0.47	2.35	0.00
BMF	25	40430	C	0	4	6	0.53	0.14	0.84	-0.06
BMF	25	40430	D	0	16	25	0.00	0.38	0.99	-0.36

Note. BMF = Benchmark Fall.

Form	Item Number	ItemID	Response	Score	n	n %	Avg. Prsn Msr	SE	OUT.MSQ	PTME
BMF	26	40579	*	-1	4822	99	1.00	0.02	0.00	0.03
BMF	26	40579	A	1	28	45	1.22	0.25	1.07	0.39
BMF	26	40579	B	0	13	21	0.03	0.33	1.09	-0.24
BMF	26	40579	C	0	5	8	0.14	0.43	0.88	-0.12
BMF	26	40579	D	0	16	26	0.33	0.30	1.74	-0.14
BMF	27	40109	*	-1	4828	99	1.00	0.02	0.00	0.03
BMF	27	40109	A	1	16	29	1.32	0.29	1.29	0.38
BMF	27	40109	B	0	26	46	0.54	0.16	1.06	-0.13
BMF	27	40109	C	0	5	9	0.41	0.40	0.86	-0.08
BMF	27	40109	D	0	9	16	0.13	0.41	0.78	-0.23
BMF	28	4G115	*	-1	4791	98	1.00	0.02	0.00	-0.01
BMF	28	4G115	A	1	67	72	1.28	0.12	1.02	0.31
BMF	28	4G115	B	0	11	12	0.84	0.24	1.28	-0.10
BMF	28	4G115	C	0	15	16	0.46	0.14	0.73	-0.30
BMF	28	4G115	D	0	0	0	0.00	0.00	0.00	0.00
BMF	29	4G330	*	-1	4795	98	0.99	0.02	0.00	-0.06
BMF	29	4G330	A	1	65	73	1.84	0.12	0.95	0.40
BMF	29	4G330	B	0	17	19	1.17	0.17	0.98	-0.22
BMF	29	4G330	C	0	7	8	0.50	0.17	0.43	-0.34
BMF	29	4G330	D	0	0	0	0.00	0.00	0.00	0.00
BMF	30	4G226	*	-1	4779	98	0.98	0.02	0.00	-0.08
BMF	30	4G226	A	1	55	52	2.07	0.16	1.01	0.36
BMF	30	4G226	B	0	5	5	0.41	0.30	0.38	-0.26
BMF	30	4G226	C	0	45	43	1.36	0.12	1.11	-0.26
BMF	30	4G226	D	0	0	0	0.00	0.00	0.00	0.00

Note. BMF = Benchmark Fall.

Form	Item Number	ItemID	Response	Score	n	n %	Avg. Prsn Msr	SE	OUT.MSQ	PTME
BMF	31	5OA34	*	-1	4524	95	0.86	0.02	0.00	-0.14
BMF	31	5OA34	A	1	219	92	1.78	0.07	0.96	0.27
BMF	31	5OA34	B	0	12	5	0.76	0.24	0.85	-0.19
BMF	31	5OA34	C	0	6	3	0.33	0.29	0.51	-0.19
BMF	31	5OA34	D	0	0	0	0.00	0.00	0.00	0.00
BMF	32	5NBT25	*	-1	4667	98	0.89	0.02	0.00	-0.06
BMF	32	5NBT25	A	1	77	82	1.66	0.11	0.91	0.44
BMF	32	5NBT25	B	0	12	13	0.60	0.11	0.61	-0.32
BMF	32	5NBT25	C	0	5	5	0.26	0.15	0.42	-0.28
BMF	32	5NBT25	D	0	0	0	0.00	0.00	0.00	0.00
BMF	33	5OA11	*	-1	4649	98	0.89	0.02	0.00	-0.04
BMF	33	5OA11	A	1	85	76	1.51	0.10	0.84	0.49
BMF	33	5OA11	B	0	20	18	0.41	0.18	0.82	-0.37
BMF	33	5OA11	C	0	7	6	0.14	0.23	0.50	-0.27
BMF	33	5OA11	D	0	0	0	0.00	0.00	0.00	0.00
BMF	34	5G412	*	-1	4637	97	0.88	0.02	0.00	-0.08
BMF	34	5G412	A	1	85	69	1.83	0.12	1.02	0.34
BMF	34	5G412	B	0	16	13	1.01	0.13	0.79	-0.22
BMF	34	5G412	C	0	23	19	1.11	0.11	0.85	-0.22
BMF	34	5G412	D	0	0	0	0.00	0.00	0.00	0.00
BMF	35	5MD415	*	-1	4666	98	0.91	0.02	0.00	0.02
BMF	35	5MD415	A	1	42	44	1.14	0.12	0.87	0.44
BMF	35	5MD415	B	0	9	9	0.28	0.20	0.73	-0.20
BMF	35	5MD415	C	0	44	46	0.48	0.10	0.92	-0.33
BMF	35	5MD415	D	0	0	0	0.00	0.00	0.00	0.00

Note. BMF = Benchmark Fall.

Form	Item Number	ItemID	Response	Score	n	n %	Avg. Prsn Msr	SE	OUT.MSQ	PTME
BMF	36	3NF29	*	-1	4888	98	1.19	0.02	0.00	-0.07
BMF	36	3NF29	A	1	98	92	1.88	0.10	0.98	0.26
BMF	36	3NF29	B	0	5	5	0.92	0.72	1.44	-0.19
BMF	36	3NF29	C	0	3	3	0.68	0.45	0.61	-0.18
BMF	36	3NF29	D	0	0	0	0.00	0.00	0.00	0.00
BMF	37	3G119	*	-1	4769	95	1.17	0.02	0.00	-0.11
BMF	37	3G119	A	1	202	90	2.00	0.07	0.92	0.37
BMF	37	3G119	B	0	18	8	0.81	0.19	0.70	-0.29
BMF	37	3G119	C	0	5	2	0.31	0.45	0.45	-0.22
BMF	37	3G119	D	0	0	0	0.00	0.00	0.00	0.00
BMF	38	3NBT13	*	-1	4877	98	1.19	0.02	0.00	-0.07
BMF	38	3NBT13	A	1	91	78	2.11	0.12	0.90	0.47
BMF	38	3NBT13	B	0	9	8	0.90	0.26	0.72	-0.23
BMF	38	3NBT13	C	0	17	15	0.73	0.13	0.55	-0.39
BMF	38	3NBT13	D	0	0	0	0.00	0.00	0.00	0.00
BMF	39	3MD26	*	-1	4877	98	1.19	0.02	0.00	-0.07
BMF	39	3MD26	A	1	80	68	2.21	0.13	0.91	0.49
BMF	39	3MD26	B	0	16	14	0.77	0.14	0.52	-0.36
BMF	39	3MD26	C	0	21	18	1.13	0.17	0.85	-0.28
BMF	39	3MD26	D	0	0	0	0.00	0.00	0.00	0.00
BMF	40	3NF317	*	-1	4888	98	1.20	0.02	0.00	-0.04
BMF	40	3NF317	A	1	56	53	2.23	0.15	0.88	0.55
BMF	40	3NF317	B	0	16	15	0.82	0.29	0.86	-0.28
BMF	40	3NF317	C	0	34	32	0.97	0.12	0.71	-0.37
BMF	40	3NF317	D	0	0	0	0.00	0.00	0.00	0.00

Note. BMF = Benchmark Fall.

Form	Item Number	ItemID	Response	Score	n	n %	Avg. Prsn Msr	SE	OUT.MSQ	PTME
BMW	1	4OA412	*	-1	4795	98	0.99	0.02	0.00	-0.05
BMW	1	4OA412	A	1	74	83	1.60	0.12	0.97	0.32
BMW	1	4OA412	B	0	9	10	0.86	0.18	0.85	-0.20
BMW	1	4OA412	C	0	6	7	0.56	0.17	0.58	-0.24
BMW	1	4OA412	D	0	0	0	0.00	0.00	0.00	0.00
BMW	2	4OA124	*	-1	4778	98	0.98	0.02	0.00	-0.08
BMW	2	4OA124	A	1	66	62	2.01	0.14	0.95	0.40
BMW	2	4OA124	B	0	16	15	1.03	0.20	0.89	-0.24
BMW	2	4OA124	C	0	24	23	1.14	0.16	0.94	-0.26
BMW	2	4OA124	D	0	0	0	0.00	0.00	0.00	0.00
BMW	3	4OA311	*	-1	4794	98	1.00	0.02	0.00	-0.01
BMW	3	4OA311	A	1	36	40	1.41	0.18	1.24	0.27
BMW	3	4OA311	B	0	16	18	0.88	0.22	1.13	-0.10
BMW	3	4OA311	C	0	38	42	0.88	0.12	1.18	-0.19
BMW	3	4OA311	D	0	0	0	0.00	0.00	0.00	0.00
BMW	4	4NBT311	*	-1	4778	98	0.98	0.02	0.00	-0.08
BMW	4	4NBT311	A	1	77	73	1.93	0.13	0.92	0.39
BMW	4	4NBT311	B	0	26	25	1.04	0.16	1.00	-0.33
BMW	4	4NBT311	C	0	3	3	0.35	0.16	0.36	-0.20
BMW	4	4NBT311	D	0	0	0	0.00	0.00	0.00	0.00
BMW	5	4NBT611	*	-1	4795	98	0.99	0.02	0.00	-0.06
BMW	5	4NBT611	A	1	61	69	1.96	0.11	0.82	0.55
BMW	5	4NBT611	B	0	10	11	0.79	0.14	0.57	-0.30
BMW	5	4NBT611	C	0	18	20	0.85	0.19	0.80	-0.40
BMW	5	4NBT611	D	0	0	0	0.00	0.00	0.00	0.00

Note. BMW = Benchmark Winter.

Form	Item Number	ItemID	Response	Score	n	n %	Avg. Prsn Msr	SE	OUT.MSQ	PTME
BMW	6	4NBT617	*	-1	4778	98	1.00	0.02	0.00	0.00
BMW	6	4NBT617	A	1	46	43	1.24	0.11	1.12	0.26
BMW	6	4NBT617	B	0	26	25	0.92	0.14	1.08	-0.07
BMW	6	4NBT617	C	0	34	32	0.80	0.12	1.00	-0.21
BMW	6	4NBT617	D	0	0	0	0.00	0.00	0.00	0.00
BMW	7	4NF713	*	-1	4774	98	0.99	0.02	0.00	-0.06
BMW	7	4NF713	A	1	97	88	1.66	0.08	0.92	0.40
BMW	7	4NF713	B	0	3	3	0.47	0.71	0.75	-0.20
BMW	7	4NF713	C	0	10	9	0.59	0.20	0.63	-0.33
BMW	7	4NF713	D	0	0	0	0.00	0.00	0.00	0.00
BMW	8	40506	*	-1	4830	99	1.00	0.02	0.00	0.01
BMW	8	40506	A	1	40	74	1.19	0.19	1.73	0.44
BMW	8	40506	B	0	12	22	0.07	0.23	0.80	-0.35
BMW	8	40506	C	0	1	2	0.44	0.00	0.84	-0.05
BMW	8	40506	D	0	1	2	-1.88	0.00	0.08	-0.31
BMW	9	40365	*	-1	4812	99	1.00	0.02	0.00	0.00
BMW	9	40365	A	1	52	72	1.50	0.16	0.74	0.55
BMW	9	40365	B	0	2	3	-1.24	0.44	0.16	-0.29
BMW	9	40365	C	0	7	10	-0.14	0.13	0.46	-0.29
BMW	9	40365	D	0	11	15	0.07	0.41	1.39	-0.31
BMW	10	40803	*	-1	4829	99	1.00	0.02	0.00	0.00
BMW	10	40803	A	1	36	65	1.40	0.20	0.91	0.46
BMW	10	40803	B	0	5	9	0.68	0.37	1.30	-0.07
BMW	10	40803	C	0	7	13	0.26	0.27	0.74	-0.21
BMW	10	40803	D	0	7	13	-0.26	0.49	0.57	-0.37

Note. BMW = Benchmark Winter.

Form	Item Number	ItemID	Response	Score	n	n %	Avg. Prsn Msr	SE	OUT.MSQ	PTME
BMW	11	40809	*	-1	4833	99	1.00	0.02	0.00	0.01
BMW	11	40809	A	1	30	59	1.49	0.20	0.85	0.49
BMW	11	40809	B	0	13	25	0.35	0.24	0.82	-0.23
BMW	11	40809	C	0	2	4	-0.15	0.62	0.44	-0.15
BMW	11	40809	D	0	6	12	-0.50	0.99	0.90	-0.36
BMW	12	4NF78	*	-1	4780	98	1.00	0.02	0.00	0.00
BMW	12	4NF78	A	1	59	57	1.24	0.09	1.02	0.33
BMW	12	4NF78	B	0	26	25	0.62	0.15	0.91	-0.31
BMW	12	4NF78	C	0	19	18	0.89	0.16	1.14	-0.08
BMW	12	4NF78	D	0	0	0	0.00	0.00	0.00	0.00
BMW	13	40672	*	-1	4821	99	1.00	0.02	0.00	0.01
BMW	13	40672	A	1	30	48	1.35	0.24	0.97	0.43
BMW	13	40672	B	0	27	43	0.36	0.13	0.85	-0.36
BMW	13	40672	C	0	5	8	0.11	0.29	0.62	-0.19
BMW	13	40672	D	0	1	2	1.88	0.00	3.12	0.12
BMW	14	40980	*	-1	4827	99	1.00	0.02	0.00	0.01
BMW	14	40980	A	1	23	40	1.56	0.25	0.89	0.42
BMW	14	40980	B	0	3	5	0.59	0.27	0.75	-0.04
BMW	14	40980	C	0	16	28	0.85	0.27	2.13	0.01
BMW	14	40980	D	0	15	26	-0.29	0.43	0.64	-0.46
BMW	15	40818	*	-1	4832	99	1.00	0.02	0.00	0.02
BMW	15	40818	A	1	19	37	1.82	0.35	1.25	0.47
BMW	15	40818	B	0	15	29	0.29	0.28	0.83	-0.15
BMW	15	40818	C	0	0	0	0.00	0.00	0.00	0.00
BMW	15	40818	D	0	18	35	-0.15	0.48	0.79	-0.34

Note. BMW = Benchmark Winter.

Form	Item Number	ItemID	Response	Score	n	n %	Avg. Prsn Msr	SE	OUT.MSQ	PTME
BMW	16	4NF312	*	-1	4788	98	0.99	0.02	0.00	-0.05
BMW	16	4NF312	A	1	34	35	2.10	0.18	0.90	0.51
BMW	16	4NF312	B	0	44	46	1.03	0.12	0.90	-0.35
BMW	16	4NF312	C	0	18	19	1.03	0.14	0.72	-0.18
BMW	16	4NF312	D	0	0	0	0.00	0.00	0.00	0.00
BMW	17	4NF313	*	-1	4792	98	0.99	0.02	0.00	-0.06
BMW	17	4NF313	A	1	30	33	2.39	0.17	0.77	0.59
BMW	17	4NF313	B	0	55	60	1.21	0.08	0.75	-0.47
BMW	17	4NF313	C	0	7	8	0.99	0.36	0.71	-0.18
BMW	17	4NF313	D	0	0	0	0.00	0.00	0.00	0.00
BMW	18	40581	*	-1	4830	99	1.00	0.02	0.00	0.04
BMW	18	40581	A	1	47	87	0.74	0.13	0.86	0.48
BMW	18	40581	B	0	1	2	-1.22	0.00	0.24	-0.24
BMW	18	40581	C	0	1	2	0.29	0.00	1.10	-0.03
BMW	18	40581	D	0	5	9	-0.82	0.53	0.58	-0.43
BMW	19	4MD52	*	-1	4792	98	0.99	0.02	0.00	-0.06
BMW	19	4MD52	A	1	86	93	1.65	0.10	0.98	0.26
BMW	19	4MD52	B	0	1	1	1.01	0.00	0.79	-0.06
BMW	19	4MD52	C	0	5	5	0.56	0.26	0.57	-0.26
BMW	19	4MD52	D	0	0	0	0.00	0.00	0.00	0.00
BMW	20	40305	*	-1	4830	99	1.00	0.02	0.00	0.02
BMW	20	40305	A	1	45	83	0.96	0.18	0.90	0.41
BMW	20	40305	B	0	6	11	-0.12	0.35	0.87	-0.25
BMW	20	40305	C	0	3	6	-0.92	0.31	0.32	-0.33
BMW	20	40305	D	0	0	0	0.00	0.00	0.00	0.00

Note. BMW = Benchmark Winter.

Form	Item Number	ItemID	Response	Score	n	n %	Avg. Prsn Msr	SE	OUT.MSQ	PTME
BMW	21	40297	*	-1	4824	99	1.00	0.02	0.00	0.01
BMW	21	40297	A	1	47	78	1.23	0.20	0.95	0.51
BMW	21	40297	B	0	12	20	-0.49	0.30	0.64	-0.45
BMW	21	40297	C	0	0	0	0.00	0.00	0.00	0.00
BMW	21	40297	D	0	1	2	-1.78	0.00	0.12	-0.23
BMW	22	40714	*	-1	4834	99	1.00	0.02	0.00	0.04
BMW	22	40714	A	1	36	72	0.91	0.19	0.91	0.49
BMW	22	40714	B	0	2	4	-0.70	1.26	0.76	-0.19
BMW	22	40714	C	0	4	8	-1.21	0.93	0.72	-0.38
BMW	22	40714	D	0	8	16	-0.18	0.28	0.87	-0.22
BMW	23	4MD54	*	-1	4794	98	1.00	0.02	0.00	-0.01
BMW	23	4MD54	A	1	67	74	1.27	0.12	0.97	0.33
BMW	23	4MD54	B	0	18	20	0.57	0.17	0.94	-0.27
BMW	23	4MD54	C	0	5	6	0.45	0.35	0.79	-0.16
BMW	23	4MD54	D	0	0	0	0.00	0.00	0.00	0.00
BMW	24	40759	*	-1	4827	99	1.01	0.02	0.00	0.06
BMW	24	40759	A	1	30	53	0.92	0.23	1.01	0.50
BMW	24	40759	B	0	4	7	0.07	0.55	1.21	-0.05
BMW	24	40759	C	0	9	16	-0.85	0.35	0.48	-0.37
BMW	24	40759	D	0	14	25	-0.24	0.28	0.88	-0.23
BMW	25	4MD512	*	-1	4793	98	0.99	0.02	0.00	-0.05
BMW	25	4MD512	A	1	61	67	1.53	0.14	1.12	0.15
BMW	25	4MD512	B	0	3	3	0.92	0.53	0.98	-0.09
BMW	25	4MD512	C	0	27	30	1.25	0.16	1.46	-0.12
BMW	25	4MD512	D	0	0	0	0.00	0.00	0.00	0.00

Note. BMW = Benchmark Winter.

Form	Item Number	ItemID	Response	Score	n	n %	Avg. Prsn Msr	SE	OUT.MSQ	PTME
BMW	26	40432	*	-1	4836	99	1.00	0.02	0.00	-0.01
BMW	26	40432	A	1	26	54	1.33	0.25	1.27	0.23
BMW	26	40432	B	0	7	15	1.07	0.31	1.42	-0.02
BMW	26	40432	C	0	3	6	0.51	0.47	0.79	-0.15
BMW	26	40432	D	0	12	25	0.81	0.17	0.98	-0.17
BMW	27	4MD78	*	-1	4768	98	0.98	0.02	0.00	-0.08
BMW	27	4MD78	A	1	53	46	1.97	0.19	1.40	0.24
BMW	27	4MD78	B	0	21	18	1.32	0.30	1.96	-0.12
BMW	27	4MD78	C	0	42	36	1.37	0.15	1.21	-0.16
BMW	27	4MD78	D	0	0	0	0.00	0.00	0.00	0.00
BMW	28	4G325	*	-1	4780	98	0.99	0.02	0.00	-0.03
BMW	28	4G325	A	1	76	73	1.52	0.11	0.98	0.47
BMW	28	4G325	B	0	12	12	0.47	0.27	0.83	-0.28
BMW	28	4G325	C	0	16	15	0.48	0.16	0.70	-0.33
BMW	28	4G325	D	0	0	0	0.00	0.00	0.00	0.00
BMW	29	4G119	*	-1	4771	98	0.99	0.02	0.00	-0.06
BMW	29	4G119	A	1	82	73	1.54	0.11	1.33	0.01
BMW	29	4G119	B	0	6	5	1.48	0.32	1.51	-0.02
BMW	29	4G119	C	0	25	22	1.52	0.14	1.57	-0.01
BMW	29	4G119	D	0	0	0	0.00	0.00	0.00	0.00
BMW	30	4G226	*	-1	4779	98	0.98	0.02	0.00	-0.08
BMW	30	4G226	A	1	55	52	2.07	0.16	1.01	0.36
BMW	30	4G226	B	0	5	5	0.41	0.30	0.38	-0.26
BMW	30	4G226	C	0	45	43	1.36	0.12	1.11	-0.26
BMW	30	4G226	D	0	0	0	0.00	0.00	0.00	0.00

Note. BMW = Benchmark Winter.

Form	Item Number	ItemID	Response	Score	n	n %	Avg. Prsn Msr	SE	OUT.MSQ	PTME
BMW	31	50192	*	-1	4703	99	0.90	0.02	0.00	0.01
BMW	31	50192	A	1	48	83	0.99	0.19	0.96	0.36
BMW	31	50192	B	0	2	3	-0.48	0.82	0.63	-0.18
BMW	31	50192	C	0	5	9	0.35	0.40	1.33	-0.10
BMW	31	50192	D	0	3	5	-1.18	0.46	0.29	-0.35
BMW	32	50109	*	-1	4709	99	0.91	0.02	0.00	0.04
BMW	32	50109	A	1	33	63	1.02	0.21	0.88	0.55
BMW	32	50109	B	0	8	15	-0.50	0.30	0.69	-0.29
BMW	32	50109	C	0	7	13	-0.51	0.53	1.25	-0.27
BMW	32	50109	D	0	4	8	-0.73	0.51	0.58	-0.25
BMW	33	5NBT53	*	-1	4648	98	0.88	0.02	0.00	-0.11
BMW	33	5NBT53	A	1	97	86	2.04	0.08	0.88	0.46
BMW	33	5NBT53	B	0	10	9	0.94	0.21	0.60	-0.35
BMW	33	5NBT53	C	0	6	5	0.94	0.17	0.52	-0.27
BMW	33	5NBT53	D	0	0	0	0.00	0.00	0.00	0.00
BMW	34	50A229	*	-1	4662	98	0.88	0.02	0.00	-0.09
BMW	34	50A229	A	1	71	72	2.03	0.10	0.95	0.50
BMW	34	50A229	B	0	13	13	1.00	0.22	0.75	-0.30
BMW	34	50A229	C	0	15	15	0.96	0.18	0.70	-0.34
BMW	34	50A229	D	0	0	0	0.00	0.00	0.00	0.00
BMW	35	5NF79	*	-1	4659	98	0.88	0.02	0.00	-0.10
BMW	35	5NF79	A	1	66	65	2.13	0.15	1.02	0.41
BMW	35	5NF79	B	0	18	18	1.47	0.17	1.10	-0.13
BMW	35	5NF79	C	0	18	18	0.83	0.17	0.64	-0.38
BMW	35	5NF79	D	0	0	0	0.00	0.00	0.00	0.00

Note. BMW = Benchmark Winter.

Form	Item Number	ItemID	Response	Score	n	n %	Avg. Prsn Msr	SE	OUT.MSQ	PTME
BMW	36	3NF26	*	-1	4871	98	1.18	0.02	0.00	-0.12
BMW	36	3NF26	A	1	116	94	2.30	0.10	0.95	0.33
BMW	36	3NF26	B	0	5	4	0.94	0.41	0.68	-0.23
BMW	36	3NF26	C	0	2	2	0.15	0.14	0.21	-0.24
BMW	36	3NF26	D	0	0	0	0.00	0.00	0.00	0.00
BMW	37	3G17	*	-1	4886	98	1.18	0.02	0.00	-0.11
BMW	37	3G17	A	1	97	90	2.35	0.15	1.07	0.26
BMW	37	3G17	B	0	9	8	1.12	0.35	1.15	-0.22
BMW	37	3G17	C	0	2	2	0.84	1.77	1.71	-0.13
BMW	37	3G17	D	0	0	0	0.00	0.00	0.00	0.00
BMW	38	3NBT229	*	-1	4883	98	1.18	0.02	0.00	-0.12
BMW	38	3NBT229	A	1	93	84	2.53	0.12	0.92	0.41
BMW	38	3NBT229	B	0	11	10	1.21	0.25	0.72	-0.30
BMW	38	3NBT229	C	0	7	6	1.06	0.42	0.76	-0.26
BMW	38	3NBT229	D	0	0	0	0.00	0.00	0.00	0.00
BMW	39	3MD87	*	-1	4887	98	1.18	0.02	0.00	-0.11
BMW	39	3MD87	A	1	78	73	2.60	0.17	1.16	0.41
BMW	39	3MD87	B	0	14	13	1.31	0.29	1.13	-0.24
BMW	39	3MD87	C	0	15	14	1.10	0.30	0.87	-0.30
BMW	39	3MD87	D	0	0	0	0.00	0.00	0.00	0.00
BMW	40	3NF265	*	-1	4874	98	1.19	0.02	0.00	-0.09
BMW	40	3NF265	A	1	71	59	2.41	0.15	0.97	0.44
BMW	40	3NF265	B	0	32	27	1.49	0.16	1.15	-0.24
BMW	40	3NF265	C	0	17	14	1.03	0.14	0.55	-0.31
BMW	40	3NF265	D	0	0	0	0.00	0.00	0.00	0.00

Note. BMW = Benchmark Winter.

Form	Item Number	ItemID	Response	Score	n	n %	Avg. Prsn Msr	SE	OUT.MSQ	PTME
BMS	1	4OA37	*	-1	4764	98	0.99	0.02	0.00	-0.04
BMS	1	4OA37	A	1	98	82	1.46	0.09	1.00	0.38
BMS	1	4OA37	B	0	12	10	0.72	0.18	0.83	-0.22
BMS	1	4OA37	C	0	10	8	0.48	0.19	0.63	-0.29
BMS	1	4OA37	D	0	0	0	0.00	0.00	0.00	0.00
BMS	2	4OA418	*	-1	4779	98	0.98	0.02	0.00	-0.08
BMS	2	4OA418	A	1	65	62	1.94	0.15	1.14	0.30
BMS	2	4OA418	B	0	20	19	1.12	0.16	0.92	-0.25
BMS	2	4OA418	C	0	20	19	1.42	0.16	1.23	-0.12
BMS	2	4OA418	D	0	0	0	0.00	0.00	0.00	0.00
BMS	3	4OA54	*	-1	4660	95	0.97	0.02	0.00	-0.11
BMS	3	4OA54	A	1	116	52	2.14	0.11	1.09	0.42
BMS	3	4OA54	B	0	49	22	1.29	0.12	1.10	-0.17
BMS	3	4OA54	C	0	59	26	1.02	0.12	0.83	-0.32
BMS	3	4OA54	D	0	0	0	0.00	0.00	0.00	0.00
BMS	4	4NBT311	*	-1	4778	98	0.98	0.02	0.00	-0.08
BMS	4	4NBT311	A	1	77	73	1.93	0.13	0.92	0.39
BMS	4	4NBT311	B	0	26	25	1.04	0.16	1.00	-0.33
BMS	4	4NBT311	C	0	3	3	0.35	0.16	0.36	-0.20
BMS	4	4NBT311	D	0	0	0	0.00	0.00	0.00	0.00
BMS	5	4NBT611	*	-1	4795	98	0.99	0.02	0.00	-0.06
BMS	5	4NBT611	A	1	61	69	1.96	0.11	0.82	0.55
BMS	5	4NBT611	B	0	10	11	0.79	0.14	0.57	-0.30
BMS	5	4NBT611	C	0	18	20	0.85	0.19	0.80	-0.40
BMS	5	4NBT611	D	0	0	0	0.00	0.00	0.00	0.00

Note. BMS = Benchmark Spring.

Form	Item Number	ItemID	Response	Score	n	n %	Avg. Prsn Msr	SE	OUT.MSQ	PTME
BMS	6	4NBT55	*	-1	4795	98	0.99	0.02	0.00	-0.05
BMS	6	4NBT55	A	1	46	52	1.70	0.16	1.14	0.26
BMS	6	4NBT55	B	0	21	24	1.19	0.15	1.06	-0.15
BMS	6	4NBT55	C	0	22	25	1.19	0.19	1.42	-0.15
BMS	6	4NBT55	D	0	0	0	0.00	0.00	0.00	0.00
BMS	7	40660	*	-1	4829	99	1.00	0.02	0.00	0.01
BMS	7	40660	A	1	43	78	1.18	0.20	0.98	0.39
BMS	7	40660	B	0	0	0	0.00	0.00	0.00	0.00
BMS	7	40660	C	0	6	11	0.16	0.30	0.87	-0.20
BMS	7	40660	D	0	6	11	-0.31	0.45	0.82	-0.32
BMS	8	40966	*	-1	4834	99	1.00	0.02	0.00	0.00
BMS	8	40966	A	1	36	72	1.34	0.26	1.09	0.39
BMS	8	40966	B	0	3	6	0.62	0.28	1.27	-0.05
BMS	8	40966	C	0	6	12	-0.03	0.61	1.54	-0.23
BMS	8	40966	D	0	5	10	-0.49	0.74	1.01	-0.30
BMS	9	40365	*	-1	4812	99	1.00	0.02	0.00	0.00
BMS	9	40365	A	1	52	72	1.50	0.16	0.74	0.55
BMS	9	40365	B	0	2	3	-1.24	0.44	0.16	-0.29
BMS	9	40365	C	0	7	10	-0.14	0.13	0.46	-0.29
BMS	9	40365	D	0	11	15	0.07	0.41	1.39	-0.31
BMS	10	40803	*	-1	4829	99	1.00	0.02	0.00	0.00
BMS	10	40803	A	1	36	65	1.40	0.20	0.91	0.46
BMS	10	40803	B	0	5	9	0.68	0.37	1.30	-0.07
BMS	10	40803	C	0	7	13	0.26	0.27	0.74	-0.21
BMS	10	40803	D	0	7	13	-0.26	0.49	0.57	-0.37

Note. BMS = Benchmark Spring.

Form	Item Number	ItemID	Response	Score	n	n %	Avg. Prsn Msr	SE	OUT.MSQ	PTME
BMS	11	4NF26	*	-1	4774	98	0.99	0.02	0.00	-0.06
BMS	11	4NF26	A	1	78	71	1.74	0.10	1.02	0.36
BMS	11	4NF26	B	0	9	8	0.71	0.21	0.58	-0.28
BMS	11	4NF26	C	0	23	21	1.16	0.15	1.01	-0.22
BMS	11	4NF26	D	0	0	0	0.00	0.00	0.00	0.00
BMS	12	40810	*	-1	4822	99	1.00	0.02	0.00	0.03
BMS	12	40810	A	1	30	48	1.26	0.26	1.27	0.43
BMS	12	40810	B	0	9	15	0.28	0.36	1.15	-0.13
BMS	12	40810	C	0	4	6	0.02	0.39	0.68	-0.13
BMS	12	40810	D	0	19	31	0.09	0.21	0.85	-0.30
BMS	13	40066	*	-1	4824	99	1.00	0.02	0.00	0.04
BMS	13	40066	A	1	27	45	1.51	0.26	1.10	0.51
BMS	13	40066	B	0	12	20	0.15	0.32	0.95	-0.09
BMS	13	40066	C	0	8	13	-0.04	0.39	0.77	-0.11
BMS	13	40066	D	0	13	22	-1.00	0.67	0.65	-0.43
BMS	14	40062	*	-1	4821	99	1.00	0.02	0.00	0.00
BMS	14	40062	A	1	27	43	2.07	0.31	0.93	0.55
BMS	14	40062	B	0	7	11	0.45	0.51	0.99	-0.10
BMS	14	40062	C	0	12	19	0.25	0.22	0.59	-0.20
BMS	14	40062	D	0	17	27	-0.06	0.43	0.80	-0.36
BMS	15	4NF75	*	-1	4793	98	0.99	0.02	0.00	-0.05
BMS	15	4NF75	A	1	44	48	1.93	0.14	0.96	0.45
BMS	15	4NF75	B	0	44	48	1.14	0.11	0.98	-0.37
BMS	15	4NF75	C	0	3	3	0.42	0.07	0.35	-0.21
BMS	15	4NF75	D	0	0	0	0.00	0.00	0.00	0.00

Note. BMS = Benchmark Spring.

Form	Item Number	ItemID	Response	Score	n	n %	Avg. Prsn Msr	SE	OUT.MSQ	PTME
BMS	16	4NF312	*	-1	4788	98	0.99	0.02	0.00	-0.05
BMS	16	4NF312	A	1	34	35	2.10	0.18	0.90	0.51
BMS	16	4NF312	B	0	44	46	1.03	0.12	0.90	-0.35
BMS	16	4NF312	C	0	18	19	1.03	0.14	0.72	-0.18
BMS	16	4NF312	D	0	0	0	0.00	0.00	0.00	0.00
BMS	17	4NF414	*	-1	4794	98	0.99	0.02	0.00	-0.06
BMS	17	4NF414	A	1	30	33	2.05	0.17	1.06	0.34
BMS	17	4NF414	B	0	16	18	1.75	0.21	1.69	0.07
BMS	17	4NF414	C	0	44	49	1.23	0.13	1.00	-0.37
BMS	17	4NF414	D	0	0	0	0.00	0.00	0.00	0.00
BMS	18	40873	*	-1	4840	99	1.00	0.02	0.00	0.00
BMS	18	40873	A	1	40	91	1.06	0.17	1.07	0.15
BMS	18	40873	B	0	0	0	0.00	0.00	0.00	0.00
BMS	18	40873	C	0	4	9	0.48	0.48	1.23	-0.15
BMS	18	40873	D	0	0	0	0.00	0.00	0.00	0.00
BMS	19	40306	*	-1	4819	99	1.00	0.02	0.00	0.00
BMS	19	40306	A	1	56	86	1.16	0.18	0.93	0.35
BMS	19	40306	B	0	6	9	-0.19	0.59	1.49	-0.26
BMS	19	40306	C	0	2	3	-0.66	0.56	0.42	-0.20
BMS	19	40306	D	0	1	2	-0.08	0.00	0.64	-0.09
BMS	20	40713	*	-1	4834	99	1.00	0.02	0.00	0.03
BMS	20	40713	A	1	41	82	0.83	0.19	0.95	0.32
BMS	20	40713	B	0	0	0	0.00	0.00	0.00	0.00
BMS	20	40713	C	0	5	10	-0.45	0.74	1.24	-0.28
BMS	20	40713	D	0	4	8	0.05	0.44	1.03	-0.14

Note. BMS = Benchmark Spring.

Form	Item Number	ItemID	Response	Score	n	n %	Avg. Prsn Msr	SE	OUT.MSQ	PTME
BMS	21	40592	*	-1	4835	99	1.00	0.02	0.00	0.00
BMS	21	40592	A	1	40	82	1.38	0.18	0.84	0.53
BMS	21	40592	B	0	0	0	0.00	0.00	0.00	0.00
BMS	21	40592	C	0	4	8	0.85	0.24	1.25	-0.03
BMS	21	40592	D	0	5	10	-1.92	0.83	0.18	-0.65
BMS	22	40880	*	-1	4829	99	1.00	0.02	0.00	0.02
BMS	22	40880	A	1	42	76	0.95	0.17	0.97	0.35
BMS	22	40880	B	0	3	5	-0.21	0.85	1.07	-0.20
BMS	22	40880	C	0	5	9	0.29	0.23	0.94	-0.12
BMS	22	40880	D	0	5	9	-0.14	0.62	0.98	-0.24
BMS	23	40792	*	-1	4830	99	1.00	0.02	0.00	0.04
BMS	23	40792	A	1	34	63	1.02	0.20	0.87	0.48
BMS	23	40792	B	0	6	11	-0.33	0.24	0.54	-0.20
BMS	23	40792	C	0	9	17	0.07	0.35	1.27	-0.13
BMS	23	40792	D	0	5	9	-1.36	1.06	0.68	-0.41
BMS	24	40910	*	-1	4828	99	1.00	0.02	0.00	0.03
BMS	24	40910	A	1	34	61	1.01	0.19	1.80	0.36
BMS	24	40910	B	0	8	14	0.21	0.33	0.99	-0.17
BMS	24	40910	C	0	4	7	0.17	0.37	0.80	-0.12
BMS	24	40910	D	0	10	18	0.12	0.37	1.02	-0.23
BMS	25	41033	*	-1	4830	99	1.00	0.02	0.00	0.01
BMS	25	41033	A	1	30	56	1.34	0.23	1.04	0.44
BMS	25	41033	B	0	12	22	0.60	0.30	1.37	-0.11
BMS	25	41033	C	0	4	7	-0.54	0.40	0.35	-0.32
BMS	25	41033	D	0	8	15	0.13	0.24	0.67	-0.25

Note. BMS = Benchmark Spring.

Form	Item Number	ItemID	Response	Score	n	n %	Avg. Prsn Msr	SE	OUT.MSQ	PTME
BMS	26	40163	*	-1	4829	99	1.00	0.02	0.00	0.00
BMS	26	40163	A	1	28	51	1.81	0.25	1.20	0.64
BMS	26	40163	B	0	10	18	-0.12	0.14	0.40	-0.38
BMS	26	40163	C	0	13	24	0.25	0.19	0.66	-0.30
BMS	26	40163	D	0	4	7	0.05	0.54	0.71	-0.19
BMS	27	4MD72	*	-1	4795	98	0.99	0.02	0.00	-0.05
BMS	27	4MD72	A	1	37	42	1.68	0.20	1.33	0.20
BMS	27	4MD72	B	0	35	39	1.36	0.12	1.24	-0.08
BMS	27	4MD72	C	0	17	19	1.14	0.20	1.03	-0.15
BMS	27	4MD72	D	0	0	0	0.00	0.00	0.00	0.00
BMS	28	4G133	*	-1	4790	98	0.99	0.02	0.00	-0.05
BMS	28	4G133	A	1	73	78	1.63	0.11	0.99	0.26
BMS	28	4G133	B	0	10	11	1.28	0.27	1.38	-0.08
BMS	28	4G133	C	0	11	12	0.83	0.25	0.91	-0.26
BMS	28	4G133	D	0	0	0	0.00	0.00	0.00	0.00
BMS	29	4G232	*	-1	4675	96	0.99	0.02	0.00	-0.04
BMS	29	4G232	A	1	141	67	1.52	0.07	0.90	0.44
BMS	29	4G232	B	0	52	25	0.81	0.10	0.95	-0.30
BMS	29	4G232	C	0	16	8	0.42	0.20	0.66	-0.28
BMS	29	4G232	D	0	0	0	0.00	0.00	0.00	0.00
BMS	30	4G233	*	-1	4790	98	0.99	0.02	0.00	-0.05
BMS	30	4G233	A	1	46	49	1.96	0.14	0.94	0.49
BMS	30	4G233	B	0	21	22	0.89	0.14	0.69	-0.35
BMS	30	4G233	C	0	27	29	1.19	0.13	0.94	-0.21
BMS	30	4G233	D	0	0	0	0.00	0.00	0.00	0.00

Note. BMS = Benchmark Spring.

Form	Item Number	ItemID	Response	Score	n	n %	Avg. Prsn Msr	SE	OUT.MSQ	PTME
BMS	31	50661	*	-1	4709	99	0.91	0.02	0.00	0.05
BMS	31	50661	A	1	41	79	0.47	0.14	0.95	0.36
BMS	31	50661	B	0	0	0	0.00	0.00	0.00	0.00
BMS	31	50661	C	0	4	8	-0.10	0.46	1.16	-0.12
BMS	31	50661	D	0	7	13	-0.53	0.34	0.89	-0.34
BMS	32	5G122	*	-1	4650	98	0.89	0.02	0.00	-0.06
BMS	32	5G122	A	1	91	82	1.59	0.10	0.93	0.36
BMS	32	5G122	B	0	18	16	0.75	0.18	0.82	-0.32
BMS	32	5G122	C	0	2	2	0.39	0.14	0.46	-0.15
BMS	32	5G122	D	0	0	0	0.00	0.00	0.00	0.00
BMS	33	5G34	*	-1	4636	97	0.89	0.02	0.00	-0.04
BMS	33	5G34	A	1	95	76	1.39	0.10	1.01	0.28
BMS	33	5G34	B	0	23	18	0.73	0.19	1.19	-0.23
BMS	33	5G34	C	0	7	6	0.69	0.27	0.97	-0.13
BMS	33	5G34	D	0	0	0	0.00	0.00	0.00	0.00
BMS	34	51029	*	-1	4705	99	0.91	0.02	0.00	0.02
BMS	34	51029	A	1	28	50	1.13	0.19	0.94	0.48
BMS	34	51029	B	0	20	36	0.16	0.22	0.94	-0.34
BMS	34	51029	C	0	6	11	-0.06	0.22	0.58	-0.23
BMS	34	51029	D	0	2	4	0.42	0.33	0.86	-0.04
BMS	35	5OA322	*	-1	4661	98	0.89	0.02	0.00	-0.06
BMS	35	5OA322	A	1	59	59	1.84	0.11	0.86	0.51
BMS	35	5OA322	B	0	15	15	0.81	0.12	0.63	-0.31
BMS	35	5OA322	C	0	26	26	0.99	0.13	0.83	-0.32
BMS	35	5OA322	D	0	0	0	0.00	0.00	0.00	0.00

Note. BMS = Benchmark Spring.

Form	Item Number	ItemID	Response	Score	n	n %	Avg. Prsn Msr	SE	OUT.MSQ	PTME
BMS	36	3NF28	*	-1	4883	98	1.19	0.02	0.00	-0.10
BMS	36	3NF28	A	1	103	93	2.21	0.13	0.96	0.31
BMS	36	3NF28	B	0	7	6	0.82	0.30	0.67	-0.25
BMS	36	3NF28	C	0	1	1	-0.65	0.00	0.12	-0.20
BMS	36	3NF28	D	0	0	0	0.00	0.00	0.00	0.00
BMS	37	3G211	*	-1	4886	98	1.18	0.02	0.00	-0.11
BMS	37	3G211	A	1	97	90	2.42	0.14	0.93	0.40
BMS	37	3G211	B	0	7	6	0.51	0.45	0.93	-0.30
BMS	37	3G211	C	0	4	4	0.28	0.47	0.45	-0.25
BMS	37	3G211	D	0	0	0	0.00	0.00	0.00	0.00
BMS	38	3NBT321	*	-1	4888	98	1.19	0.02	0.00	-0.07
BMS	38	3NBT321	A	1	83	78	2.04	0.11	1.13	0.44
BMS	38	3NBT321	B	0	20	19	0.89	0.15	0.64	-0.42
BMS	38	3NBT321	C	0	3	3	1.13	0.10	0.67	-0.11
BMS	38	3NBT321	D	0	0	0	0.00	0.00	0.00	0.00
BMS	39	3MD25	*	-1	4867	97	1.19	0.02	0.00	-0.08
BMS	39	3MD25	A	1	88	69	2.40	0.12	0.82	0.60
BMS	39	3MD25	B	0	23	18	0.80	0.17	0.58	-0.42
BMS	39	3MD25	C	0	16	13	0.77	0.20	0.58	-0.35
BMS	39	3MD25	D	0	0	0	0.00	0.00	0.00	0.00
BMS	40	3NF280	*	-1	4878	98	1.19	0.02	0.00	-0.08
BMS	40	3NF280	A	1	70	60	2.33	0.13	0.97	0.44
BMS	40	3NF280	B	0	22	19	1.35	0.13	0.78	-0.27
BMS	40	3NF280	C	0	24	21	1.36	0.18	0.91	-0.28
BMS	40	3NF280	D	0	0	0	0.00	0.00	0.00	0.00

Note. BMS = Benchmark Spring.

Appendix D: Item Statistics for Full CCSS Item Bank

ItemID	Difficulty	n	Score	Error	IN.MSQ	IN.ZSTD	OUT.MSQ	OUT.ZSTD	Displace	PTME	Discrim
40001	-3.89	57	55	0.87	0.46	-0.75	0.07	-0.79	0.00	0.55	1.24
40002	-3.84	43	42	1.06	0.63	-0.20	0.08	-0.74	-0.01	0.39	1.20
40003	0.66	56	28	0.30	1.16	1.54	1.24	1.30	0.00	0.34	0.40
40004	-2.66	57	53	0.56	0.93	-0.01	1.41	0.72	0.00	0.23	0.97
40005	-4.00	55	53	1.03	1.00	0.31	0.33	-0.19	0.00	0.49	1.04
40006	2.59	50	9	0.40	0.94	-0.18	1.00	0.17	0.00	0.40	1.04
40007	-3.17	60	58	0.74	1.12	0.40	1.12	0.48	-0.01	0.08	0.91
40008	0.13	63	36	0.29	1.21	1.70	1.31	1.44	0.00	0.33	0.47
40009	-0.39	56	37	0.32	0.71	-2.24	0.60	-1.93	0.00	0.60	1.63
40010	-0.23	55	39	0.33	1.07	0.49	1.15	0.64	0.00	0.36	0.87
40011	-2.02	55	49	0.45	0.93	-0.13	0.58	-0.62	0.00	0.33	1.10
40012	-0.49	65	49	0.32	1.04	0.32	1.05	0.28	0.00	0.36	0.93
40013	-1.75	51	45	0.49	1.03	0.19	0.62	-0.41	0.00	0.39	1.04
40014	-1.58	56	48	0.40	0.92	-0.25	0.98	0.11	0.00	0.31	1.06
40015	-0.17	47	35	0.37	1.06	0.35	0.95	-0.06	0.00	0.39	0.95
40016	-0.78	55	44	0.38	0.89	-0.44	0.78	-0.51	0.00	0.48	1.13
40017	-1.13	3062	2507	0.05	0.91	-3.22	0.78	-3.79	0.00	0.45	1.12
40018	-2.27	65	60	0.49	1.10	0.40	2.09	1.39	-0.01	0.14	0.86
40019	-1.36	50	43	0.43	0.90	-0.28	0.78	-0.37	0.00	0.40	1.10
40020	-0.78	57	42	0.34	0.85	-0.86	0.78	-0.55	-0.01	0.53	1.22
40021	-1.66	55	49	0.45	0.86	-0.38	0.60	-0.65	0.00	0.36	1.14
40022	-0.84	58	45	0.35	1.19	1.03	1.17	0.51	0.00	0.28	0.75
40023	-1.29	264	240	0.22	0.85	-0.92	0.54	-1.78	0.00	0.42	1.14
40024	-1.51	53	45	0.42	0.94	-0.16	1.26	0.63	-0.01	0.34	1.02
40025	-0.71	66	54	0.34	0.80	-0.96	0.69	-0.97	0.00	0.49	1.22
40026	-0.59	56	41	0.34	1.01	0.13	0.94	-0.12	0.00	0.42	1.00
40027	-1.08	63	52	0.36	0.83	-0.79	0.67	-0.70	0.00	0.52	1.19

ItemID	Difficulty	n	Score	Error	IN.MSQ	IN.ZSTD	OUT.MSQ	OUT.ZSTD	Displace	PTME	Discrim
40028	1.17	49	22	0.31	0.81	-1.99	0.76	-1.74	0.00	0.54	1.77
40029	0.36	52	33	0.33	1.14	1.04	1.61	2.00	0.00	0.34	0.57
40030	-0.80	59	46	0.35	0.92	-0.36	1.00	0.14	-0.01	0.46	1.06
40031	-0.79	56	41	0.35	0.87	-0.68	0.66	-1.24	0.00	0.56	1.24
40032	-0.94	56	43	0.35	0.82	-1.02	0.62	-0.84	0.00	0.50	1.31
40033	-1.59	265	243	0.23	1.01	0.09	0.67	-1.18	0.00	0.29	1.04
40034	1.06	70	33	0.27	0.89	-1.11	0.89	-0.67	0.00	0.52	1.30
40035	0.60	67	38	0.28	1.18	1.47	1.23	1.15	0.00	0.35	0.59
40036	-0.59	68	49	0.30	0.90	-0.63	0.78	-0.66	0.00	0.49	1.18
40037	-2.49	69	65	0.54	0.86	-0.21	0.59	-0.26	-0.01	0.33	1.08
40038	-3.75	54	52	0.86	0.79	-0.06	0.56	0.10	0.00	0.41	1.06
40039	-1.31	55	46	0.39	0.96	-0.11	0.80	-0.17	0.00	0.37	1.05
40040	-0.23	59	41	0.31	0.95	-0.32	0.78	-0.69	0.00	0.47	1.15
40041	-1.43	262	240	0.23	0.90	-0.53	0.68	-1.12	0.00	0.35	1.08
40042	0.33	56	36	0.31	0.90	-0.81	0.78	-1.09	0.00	0.49	1.30
40043	1.49	55	18	0.34	1.00	0.03	1.18	0.73	0.00	0.49	0.96
40044	0.23	54	32	0.33	0.68	-2.49	0.58	-2.23	0.00	0.68	1.69
40045	-0.38	285	228	0.16	0.91	-0.96	0.81	-1.14	0.00	0.43	1.12
40046	-0.25	47	33	0.36	1.09	0.57	1.26	0.87	0.00	0.35	0.78
40047	0.89	55	24	0.30	0.84	-1.47	0.77	-1.37	0.00	0.57	1.48
40048	1.55	61	24	0.29	1.13	1.20	1.30	1.02	0.00	0.32	0.52
40049	1.03	52	23	0.32	1.02	0.20	1.08	0.40	0.00	0.45	0.91
40050	0.06	57	38	0.32	1.02	0.21	0.95	-0.13	0.00	0.45	0.98
40051	0.76	49	26	0.33	0.80	-1.75	0.75	-1.61	0.00	0.57	1.61
40052	0.72	55	29	0.30	0.94	-0.50	0.89	-0.52	0.00	0.47	1.20
40053	0.14	60	37	0.29	1.05	0.47	1.02	0.17	0.00	0.33	0.88
40054	0.07	51	31	0.33	1.03	0.28	0.93	-0.07	0.00	0.45	0.97

ItemID	Difficulty	n	Score	Error	IN.MSQ	IN.ZSTD	OUT.MSQ	OUT.ZSTD	Displace	PTME	Discrim
40055	0.66	55	30	0.31	1.04	0.39	1.29	1.13	0.00	0.43	0.81
40056	0.46	49	27	0.32	1.09	0.74	1.04	0.25	0.00	0.35	0.78
40057	0.35	56	33	0.32	1.38	2.59	2.86	5.15	0.00	0.20	-0.21
40058	0.31	53	31	0.31	1.15	1.31	1.35	1.51	0.00	0.24	0.44
40059	0.04	47	30	0.34	0.94	-0.33	0.86	-0.28	0.00	0.49	1.13
40060	0.00	56	34	0.32	1.17	1.19	1.54	1.68	0.00	0.35	0.53
40061	0.76	64	30	0.28	0.99	-0.03	1.09	0.49	0.00	0.42	0.95
40062	1.35	63	27	0.30	0.88	-1.01	0.87	-0.53	0.00	0.55	1.28
40063	3.74	56	7	0.50	0.84	-0.39	0.84	-0.01	0.00	0.60	1.08
40064	2.48	56	11	0.39	0.74	-1.09	0.48	-1.43	0.00	0.68	1.28
40065	2.46	53	11	0.39	1.24	1.06	2.02	2.06	0.00	0.29	0.63
40066	0.90	60	27	0.31	0.92	-0.55	0.96	-0.12	0.00	0.51	1.13
40067	1.87	57	19	0.32	0.88	-0.87	0.82	-0.60	0.00	0.54	1.25
40068	2.42	3037	657	0.05	0.93	-2.66	1.12	2.10	0.00	0.46	1.06
40069	4.01	51	6	0.58	0.55	-1.21	0.18	-1.26	0.00	0.78	1.30
40070	1.02	280	147	0.13	0.93	-1.53	0.91	-1.28	0.00	0.46	1.23
40071	2.08	59	16	0.34	1.06	0.44	1.36	1.07	0.00	0.39	0.81
40072	1.57	56	20	0.31	1.04	0.35	1.18	0.77	0.00	0.36	0.83
40073	2.20	55	12	0.37	0.81	-0.90	0.68	-0.84	0.00	0.60	1.22
40074	-0.49	57	43	0.35	1.23	1.21	1.45	1.14	0.00	0.24	0.64
40075	-0.57	56	41	0.34	1.08	0.53	1.12	0.49	0.00	0.38	0.88
40076	0.15	59	38	0.31	1.07	0.53	1.41	1.35	0.00	0.39	0.79
40077	0.59	52	28	0.32	1.16	1.27	1.21	1.12	0.00	0.36	0.53
40078	-1.59	55	49	0.45	0.97	0.00	0.92	0.13	-0.01	0.26	1.01
40079	-0.60	267	218	0.17	0.98	-0.18	0.89	-0.62	0.00	0.37	1.05
40080	-1.58	54	47	0.43	1.10	0.44	1.28	0.64	0.00	0.19	0.88
40081	0.60	56	28	0.29	1.14	1.32	1.16	1.14	0.00	0.28	0.52

ItemID	Difficulty	n	Score	Error	IN.MSQ	IN.ZSTD	OUT.MSQ	OUT.ZSTD	Displace	PTME	Discrim
40082	-0.10	55	33	0.31	1.04	0.38	1.11	0.62	0.00	0.39	0.86
40083	0.98	56	27	0.30	1.07	0.67	1.15	0.64	0.00	0.41	0.74
40084	0.44	60	31	0.30	0.78	-2.10	0.66	-1.53	0.00	0.62	1.61
40085	1.97	55	18	0.33	0.84	-1.12	0.87	-0.39	0.00	0.58	1.27
40086	-0.06	50	32	0.34	1.04	0.30	0.90	-0.29	0.00	0.48	0.98
40087	-0.35	55	37	0.32	0.82	-1.35	0.72	-1.19	0.00	0.55	1.39
40088	1.03	65	35	0.27	1.01	0.09	1.03	0.25	0.00	0.40	0.96
40089	-0.23	65	45	0.30	1.04	0.29	0.97	-0.03	0.00	0.43	0.95
40090	2.32	52	14	0.35	0.72	-1.78	0.58	-1.34	0.00	0.62	1.46
40091	-2.46	56	52	0.58	0.87	-0.20	1.30	0.60	-0.01	0.35	1.03
40092	-1.41	60	50	0.39	0.94	-0.19	0.73	-0.37	0.00	0.49	1.08
40093	-0.93	53	42	0.37	1.00	0.07	1.15	0.53	0.00	0.33	0.98
40094	0.23	64	38	0.29	0.96	-0.30	0.89	-0.44	0.00	0.48	1.12
40095	-0.62	55	43	0.37	0.71	-1.55	0.49	-1.36	0.00	0.59	1.40
40096	-1.28	59	49	0.39	0.85	-0.64	0.58	-0.84	-0.01	0.47	1.20
40097	-0.85	53	44	0.40	0.99	0.02	1.85	1.54	0.00	0.29	0.88
40098	-1.55	64	56	0.44	0.93	-0.12	0.82	-0.10	0.00	0.53	1.07
40099	-0.77	56	43	0.35	1.01	0.13	0.91	-0.20	0.00	0.37	1.01
40100	-1.47	52	44	0.43	0.94	-0.15	0.76	-0.25	0.00	0.41	1.07
40101	3.25	54	7	0.46	0.89	-0.25	1.22	0.54	0.00	0.43	1.03
40102	4.67	55	2	0.74	1.16	0.45	2.78	1.44	0.00	-0.01	0.82
40103	3.07	48	9	0.44	1.27	1.01	1.64	1.22	0.00	0.36	0.70
40104	5.13	54	1	1.03	1.08	0.40	1.40	0.72	0.00	0.02	0.93
40105	3.66	56	5	0.51	0.92	-0.09	1.88	1.13	0.00	0.29	0.95
40106	-1.22	52	42	0.41	0.81	-0.74	0.50	-0.87	0.00	0.60	1.24
40107	3.06	70	11	0.37	1.13	0.60	2.45	2.50	0.00	0.25	0.76
40108	1.23	58	24	0.30	1.17	1.44	1.25	1.39	0.00	0.29	0.51

ItemID	Difficulty	n	Score	Error	IN.MSQ	IN.ZSTD	OUT.MSQ	OUT.ZSTD	Displace	PTME	Discrim
40109	1.80	56	16	0.33	1.00	0.08	1.20	0.82	0.00	0.38	0.95
40110	-0.31	56	39	0.33	1.11	0.71	1.24	0.88	0.00	0.36	0.79
40111	-0.61	55	35	0.32	1.12	0.90	3.06	3.60	0.00	0.32	0.50
40112	0.54	65	37	0.28	1.07	0.68	1.22	1.16	0.00	0.36	0.71
40113	0.47	58	32	0.29	1.06	0.61	1.01	0.13	0.00	0.34	0.85
40114	0.31	74	44	0.26	0.89	-1.13	0.79	-1.36	-0.01	0.51	1.37
40115	-1.42	57	49	0.40	1.08	0.40	0.80	-0.27	0.00	0.27	0.97
40116	0.71	55	28	0.30	1.01	0.15	0.92	-0.36	0.00	0.45	1.02
40117	-0.13	55	38	0.33	1.04	0.34	0.97	-0.03	0.00	0.41	0.94
40118	0.90	50	24	0.33	0.92	-0.57	0.89	-0.30	0.00	0.54	1.17
40119	0.74	55	24	0.30	1.69	4.91	2.04	4.13	0.00	-0.16	-1.00
40120	2.14	3033	775	0.05	1.22	8.24	1.82	9.90	0.00	0.26	0.61
40121	3.41	59	6	0.47	0.98	0.05	2.57	2.04	0.00	0.24	0.90
40122	1.01	56	24	0.31	0.98	-0.15	1.05	0.28	0.00	0.49	1.03
40123	3.29	62	7	0.44	1.10	0.40	1.05	0.27	0.00	0.30	0.93
40124	3.19	56	8	0.42	1.41	1.41	2.73	2.11	0.00	0.00	0.48
40125	0.86	56	27	0.30	0.63	-3.70	0.56	-2.74	0.00	0.66	2.05
40126	3.08	55	7	0.46	1.24	0.80	1.85	1.36	0.00	0.20	0.76
40127	-1.46	58	48	0.38	1.06	0.34	1.05	0.27	0.00	0.30	0.93
40128	-2.65	52	48	0.63	1.09	0.34	0.47	-0.45	0.00	0.48	1.03
40129	-0.43	56	39	0.34	0.83	-1.06	0.71	-1.06	0.00	0.59	1.29
40130	-1.29	57	47	0.38	0.99	0.04	0.80	-0.27	0.00	0.38	1.03
40131	-1.06	48	37	0.38	1.05	0.33	0.83	-0.04	0.00	0.38	0.97
40132	-1.58	56	48	0.43	0.91	-0.23	0.57	-0.56	0.00	0.50	1.12
40133	-1.05	55	44	0.36	0.90	-0.48	1.87	1.98	0.00	0.35	1.04
40134	-0.92	55	40	0.35	0.87	-0.70	0.75	-0.71	0.00	0.53	1.20
40135	-1.95	50	45	0.51	1.10	0.41	1.05	0.34	0.00	0.26	0.93

ItemID	Difficulty	n	Score	Error	IN.MSQ	IN.ZSTD	OUT.MSQ	OUT.ZSTD	Displace	PTME	Discrim
40136	-1.35	61	50	0.39	1.21	0.89	1.28	0.69	0.00	0.32	0.79
40137	-0.69	57	43	0.34	0.81	-1.15	0.65	-0.95	0.00	0.55	1.31
40138	-0.98	59	46	0.36	1.03	0.21	0.99	0.09	0.00	0.44	0.97
40139	-1.33	58	48	0.38	0.78	-0.96	0.52	-1.28	0.00	0.57	1.26
40140	-2.00	57	51	0.45	1.08	0.35	2.05	1.63	0.00	0.13	0.87
40141	-1.50	58	49	0.39	1.01	0.11	0.95	0.08	0.00	0.33	0.99
40142	-2.29	60	56	0.57	0.77	-0.43	0.43	-0.51	0.00	0.48	1.14
40143	0.00	64	64	0.00	1.00	0.00	1.00	0.00	0.00	0.00	1.00
40144	-3.46	50	48	0.76	1.14	0.42	0.58	0.01	-0.01	0.23	0.98
40145	-2.54	56	52	0.55	0.67	-0.77	0.25	-1.21	0.00	0.54	1.23
40146	-3.04	55	53	0.76	0.89	0.01	0.20	-0.65	-0.01	0.38	1.12
40147	-4.00	54	53	1.02	1.07	0.38	1.12	0.55	0.00	0.06	0.94
40148	-1.66	57	49	0.44	0.90	-0.27	0.87	-0.07	0.00	0.50	1.07
40149	-2.61	59	55	0.61	0.75	-0.42	0.29	-0.73	0.00	0.59	1.16
40150	-2.56	56	52	0.55	0.97	0.06	1.29	0.60	-0.01	0.28	1.00
40151	0.00	48	48	0.00	1.00	0.00	1.00	0.00	0.00	0.00	1.00
40152	-1.25	59	49	0.37	0.74	-1.24	0.51	-1.12	-0.01	0.54	1.30
40153	-4.22	55	54	1.04	0.75	-0.01	0.09	-0.69	-0.01	0.32	1.15
40154	-1.60	56	48	0.41	1.22	0.92	1.05	0.28	0.00	0.21	0.82
40155	-3.25	65	63	0.76	0.85	-0.05	0.27	-0.57	-0.01	0.36	1.11
40156	-2.38	55	50	0.52	0.59	-1.18	0.25	-1.11	0.00	0.58	1.28
40157	-1.21	55	45	0.38	0.94	-0.24	0.79	-0.18	-0.01	0.39	1.08
40158	-2.38	56	52	0.54	0.99	0.12	1.28	0.59	0.00	0.18	0.95
40159	-2.15	57	50	0.45	0.93	-0.16	0.64	-0.37	-0.01	0.40	1.09
40160	-2.30	54	49	0.51	0.79	-0.54	0.38	-0.82	0.00	0.50	1.18
40161	0.06	45	26	0.37	0.90	-0.47	0.80	-0.56	0.00	0.63	1.17
40162	-2.68	54	51	0.61	0.76	-0.37	0.26	-0.95	0.00	0.39	1.18

ItemID	Difficulty	n	Score	Error	IN.MSQ	IN.ZSTD	OUT.MSQ	OUT.ZSTD	Displace	PTME	Discrim
40163	0.86	55	28	0.31	0.74	-2.09	0.88	-0.45	0.00	0.64	1.50
40164	-1.01	54	43	0.36	0.96	-0.12	0.84	-0.21	0.00	0.34	1.06
40165	-0.77	56	44	0.35	0.83	-0.97	0.64	-1.12	0.00	0.51	1.27
40166	-0.73	58	45	0.36	1.17	0.89	1.54	1.24	0.00	0.32	0.72
40167	-1.06	58	48	0.36	0.86	-0.62	0.64	-0.81	0.00	0.42	1.19
40168	-0.49	55	41	0.35	0.96	-0.18	0.76	-0.59	0.00	0.47	1.11
40169	-0.69	53	41	0.37	1.15	0.79	1.78	1.43	0.00	0.30	0.69
40170	-1.57	55	48	0.44	0.93	-0.17	0.58	-0.52	-0.01	0.41	1.11
40171	0.05	56	35	0.32	1.00	0.03	1.04	0.25	0.00	0.49	0.97
40172	-0.54	56	40	0.33	0.85	-1.06	0.67	-1.11	0.00	0.50	1.33
40173	-1.07	54	42	0.38	1.05	0.28	0.82	-0.28	0.00	0.48	1.00
40174	-0.95	67	56	0.36	0.97	-0.05	1.13	0.47	0.00	0.35	0.99
40175	-0.49	55	38	0.34	0.70	-2.10	0.55	-1.40	0.00	0.62	1.55
40176	-0.91	49	37	0.39	0.91	-0.42	0.61	-0.67	0.00	0.57	1.19
40177	1.16	51	23	0.34	0.98	-0.09	0.84	-0.58	0.00	0.56	1.10
40178	1.32	56	22	0.31	0.85	-1.16	0.81	-0.70	0.00	0.55	1.34
40179	-0.33	56	39	0.33	1.03	0.25	1.05	0.26	0.00	0.40	0.92
40180	0.93	56	21	0.31	1.03	0.27	0.96	-0.16	0.00	0.38	0.97
40181	0.27	273	180	0.14	0.96	-0.62	1.00	0.01	0.00	0.41	1.07
40182	1.76	60	19	0.32	1.13	0.85	1.25	1.10	0.00	0.37	0.76
40183	0.28	58	35	0.30	1.04	0.39	0.97	-0.08	0.00	0.45	0.94
40184	3.33	60	8	0.44	1.29	1.00	1.03	0.23	0.00	0.35	0.83
40185	-0.03	56	34	0.31	0.97	-0.16	0.85	-0.47	0.00	0.49	1.11
40186	2.34	62	16	0.32	1.17	1.08	1.18	0.61	0.00	0.25	0.72
40187	0.38	56	29	0.30	0.91	-0.71	0.89	-0.56	0.00	0.52	1.22
40188	1.05	56	21	0.32	1.17	1.22	1.33	1.01	0.00	0.38	0.60
40189	-0.91	56	44	0.36	0.70	-1.59	0.52	-1.35	0.00	0.57	1.39

ItemID	Difficulty	n	Score	Error	IN.MSQ	IN.ZSTD	OUT.MSQ	OUT.ZSTD	Displace	PTME	Discrim
40190	0.18	55	35	0.32	0.98	-0.12	1.06	0.33	0.00	0.46	1.02
40191	-0.85	58	46	0.35	0.85	-0.79	0.59	-0.87	-0.01	0.48	1.25
40192	0.40	58	31	0.30	0.89	-0.95	0.85	-0.84	0.00	0.51	1.32
40193	-0.41	59	43	0.33	0.90	-0.57	0.87	-0.36	0.00	0.49	1.15
40194	1.03	55	24	0.31	1.10	0.84	1.09	0.55	0.00	0.40	0.76
40195	-0.56	48	34	0.37	0.88	-0.64	0.75	-0.72	0.00	0.54	1.21
40196	0.12	71	47	0.27	1.07	0.65	1.15	0.94	0.00	0.24	0.78
40197	-0.35	58	40	0.32	0.75	-1.75	0.67	-0.97	0.00	0.61	1.42
40198	0.75	70	39	0.27	1.09	0.97	1.25	1.63	0.00	0.33	0.61
40199	-0.31	48	34	0.37	0.90	-0.46	0.87	-0.23	0.00	0.54	1.13
40200	0.23	60	33	0.29	0.93	-0.68	0.82	-0.78	-0.01	0.50	1.27
40201	0.88	58	27	0.30	0.91	-0.73	0.87	-0.54	0.00	0.48	1.25
40202	-1.06	60	47	0.34	1.25	1.30	1.94	1.93	0.00	0.16	0.56
40203	1.27	46	21	0.33	0.71	-2.51	0.61	-1.91	0.00	0.67	1.81
40204	0.22	54	34	0.31	1.26	1.87	1.17	0.79	0.00	0.24	0.47
40205	0.47	55	30	0.29	0.88	-1.19	0.82	-1.00	0.00	0.49	1.46
40206	0.98	53	23	0.31	1.13	1.06	1.30	1.20	0.00	0.35	0.59
40207	0.16	58	37	0.30	1.13	1.10	1.38	1.68	0.00	0.27	0.57
40208	0.42	54	28	0.31	1.11	0.88	1.25	1.11	0.00	0.40	0.66
40209	0.42	51	30	0.31	1.03	0.33	1.14	0.71	0.00	0.37	0.85
40210	0.57	61	34	0.29	0.98	-0.16	0.97	-0.13	0.00	0.43	1.06
40211	1.97	252	92	0.15	0.99	-0.17	1.04	0.40	0.00	0.42	1.00
40212	1.61	67	21	0.29	1.02	0.19	1.14	0.68	0.00	0.40	0.93
40213	0.69	57	25	0.29	1.10	0.94	1.12	0.81	0.00	0.32	0.68
40214	3.45	57	6	0.51	1.15	0.50	1.34	0.66	0.00	0.39	0.89
40215	0.49	56	27	0.31	1.00	0.04	0.99	0.03	0.00	0.49	1.00
40216	2.58	56	10	0.41	0.97	-0.05	0.78	-0.23	0.00	0.53	1.05

ItemID	Difficulty	n	Score	Error	IN.MSQ	IN.ZSTD	OUT.MSQ	OUT.ZSTD	Displace	PTME	Discrim
40217	3.18	56	7	0.44	0.90	-0.27	0.92	0.09	0.00	0.41	1.07
40218	3.30	49	6	0.50	0.79	-0.52	0.91	0.10	0.00	0.50	1.11
40219	1.55	56	16	0.33	1.03	0.27	1.02	0.15	0.00	0.41	0.94
40220	2.56	57	10	0.41	1.10	0.48	1.28	0.69	0.00	0.42	0.87
40221	3.15	54	5	0.50	1.32	0.92	2.15	1.52	0.00	-0.04	0.71
40222	1.65	57	22	0.31	1.26	1.69	1.39	1.77	0.00	0.31	0.47
40223	1.72	57	18	0.34	1.07	0.49	1.32	1.13	0.00	0.45	0.83
40224	-0.38	278	225	0.16	1.04	0.47	1.11	0.63	0.00	0.30	0.94
40225	-0.20	56	37	0.31	1.04	0.32	0.92	-0.24	0.00	0.42	0.97
40226	-0.32	48	34	0.36	1.09	0.56	0.99	0.08	0.00	0.39	0.89
40227	0.79	54	26	0.32	1.05	0.44	1.49	1.95	0.00	0.44	0.75
40228	-1.40	286	261	0.22	1.13	0.84	1.67	1.86	0.00	0.14	0.86
40229	-1.85	57	51	0.45	0.92	-0.16	1.51	0.93	-0.01	0.26	1.00
40230	-2.48	58	53	0.49	0.91	-0.15	0.49	-0.71	0.00	0.34	1.11
40231	-0.05	57	35	0.30	1.00	0.05	1.04	0.27	0.00	0.42	0.97
40232	-0.36	57	42	0.33	0.92	-0.45	0.72	-0.82	0.00	0.48	1.19
40233	1.17	50	22	0.32	1.03	0.31	1.09	0.53	0.00	0.40	0.87
40234	-0.02	56	38	0.32	0.84	-1.11	0.78	-0.96	0.00	0.56	1.30
40235	-0.28	51	35	0.34	1.03	0.23	1.07	0.35	0.00	0.41	0.92
40236	-1.07	56	44	0.36	0.84	-0.84	0.74	-0.76	0.00	0.45	1.22
40237	-0.30	60	43	0.31	1.05	0.41	1.05	0.28	0.00	0.32	0.90
40238	-0.86	57	46	0.36	0.87	-0.60	1.01	0.14	0.00	0.38	1.11
40239	-0.95	59	46	0.35	0.99	0.00	0.81	-0.36	0.00	0.42	1.05
40240	-0.06	64	45	0.29	0.98	-0.13	0.91	-0.42	0.00	0.35	1.08
40241	0.06	57	34	0.31	0.80	-1.62	0.71	-1.36	0.00	0.59	1.46
40242	-0.73	57	43	0.33	0.81	-1.12	0.70	-1.06	0.00	0.54	1.29
40243	0.97	58	25	0.30	0.93	-0.50	0.86	-0.59	0.00	0.53	1.17

ItemID	Difficulty	n	Score	Error	IN.MSQ	IN.ZSTD	OUT.MSQ	OUT.ZSTD	Displace	PTME	Discrim
40244	0.49	65	41	0.29	0.79	-1.93	0.80	-0.99	0.00	0.57	1.49
40245	-1.16	57	47	0.38	0.93	-0.25	0.75	-0.35	0.00	0.42	1.10
40246	-1.50	57	48	0.40	0.82	-0.72	0.48	-0.95	-0.01	0.51	1.23
40247	-1.43	272	247	0.23	0.91	-0.55	0.58	-1.45	0.00	0.41	1.10
40248	0.01	55	36	0.32	0.69	-2.34	0.57	-2.16	0.00	0.67	1.61
40249	-0.94	53	41	0.38	0.77	-1.09	0.55	-1.13	0.00	0.64	1.28
40250	-1.30	57	46	0.37	1.05	0.32	0.78	-0.33	-0.01	0.39	1.00
40251	-1.34	56	48	0.42	0.94	-0.12	0.77	-0.23	0.00	0.42	1.06
40252	-0.93	56	44	0.36	1.18	0.98	1.01	0.17	0.00	0.29	0.81
40253	-2.43	49	47	0.74	1.01	0.23	0.71	0.06	0.00	0.18	1.01
40254	-1.32	55	48	0.42	0.85	-0.47	0.55	-0.79	0.00	0.40	1.17
40255	-1.61	51	47	0.54	0.88	-0.17	0.46	-0.57	0.00	0.33	1.13
40256	-1.76	56	48	0.45	0.84	-0.48	0.62	-0.53	0.00	0.51	1.14
40257	-0.71	48	35	0.36	1.10	0.62	1.31	0.97	0.00	0.28	0.76
40258	-3.81	55	54	1.02	1.02	0.33	0.59	0.05	0.00	0.12	1.01
40259	-3.80	53	52	1.02	1.04	0.36	1.00	0.45	0.00	0.06	0.97
40260	-2.03	58	53	0.48	0.97	0.05	0.59	-0.48	0.00	0.31	1.06
40261	-0.68	57	44	0.34	1.14	0.84	1.00	0.15	-0.01	0.28	0.82
40262	-2.36	58	53	0.50	1.05	0.25	1.83	1.11	0.00	0.19	0.88
40263	-1.26	43	37	0.47	0.99	0.08	1.42	0.76	-0.01	0.25	0.91
40264	-1.30	58	49	0.40	1.01	0.11	0.71	-0.49	0.00	0.43	1.05
40265	-0.96	56	43	0.36	1.23	1.18	1.39	1.04	0.00	0.31	0.66
40266	-1.07	48	39	0.41	1.00	0.08	0.84	-0.29	0.00	0.41	1.03
40267	-0.16	59	39	0.30	0.95	-0.35	0.91	-0.36	0.00	0.45	1.12
40268	-0.50	57	42	0.33	0.92	-0.49	0.90	-0.19	0.00	0.41	1.12
40269	-1.39	59	51	0.41	0.97	-0.01	0.96	0.11	0.00	0.34	1.01
40270	-2.30	56	51	0.50	0.82	-0.44	0.43	-0.58	0.00	0.41	1.16

ItemID	Difficulty	n	Score	Error	IN.MSQ	IN.ZSTD	OUT.MSQ	OUT.ZSTD	Displace	PTME	Discrim
40271	-1.34	55	47	0.40	0.97	-0.04	0.93	-0.03	-0.01	0.31	1.03
40272	-2.75	58	55	0.61	1.17	0.50	1.63	0.89	0.00	0.02	0.84
40273	-1.30	55	47	0.41	1.05	0.26	1.02	0.19	0.00	0.26	0.95
40274	-1.22	54	46	0.41	1.17	0.72	2.10	1.82	-0.01	0.11	0.74
40275	-1.94	56	50	0.46	0.99	0.08	0.73	-0.09	0.00	0.30	1.02
40276	-1.05	55	44	0.37	1.09	0.52	1.55	1.29	-0.01	0.21	0.77
40277	-1.30	56	49	0.42	0.86	-0.44	0.58	-0.90	0.00	0.37	1.16
40278	-1.70	55	48	0.44	1.01	0.14	1.09	0.35	0.00	0.31	0.98
40279	-1.31	50	42	0.45	0.86	-0.42	0.56	-0.53	0.00	0.55	1.16
40280	-1.90	58	52	0.47	0.81	-0.53	0.55	-0.61	0.00	0.44	1.15
40281	-0.90	53	41	0.38	1.11	0.61	1.37	0.91	0.00	0.39	0.80
40282	-1.02	53	43	0.39	0.93	-0.21	0.76	-0.46	0.00	0.46	1.09
40283	-0.73	55	42	0.36	0.92	-0.36	0.72	-0.65	0.00	0.50	1.15
40284	-3.32	55	51	0.65	1.09	0.35	0.49	-0.17	-0.01	0.48	1.00
40285	-3.24	54	51	0.76	1.10	0.36	3.28	1.71	-0.01	0.41	0.88
40286	0.00	54	54	0.00	1.00	0.00	1.00	0.00	0.00	0.00	1.00
40287	-2.28	55	50	0.55	1.00	0.14	0.89	0.15	0.00	0.44	0.98
40288	-3.90	56	55	1.02	1.06	0.37	1.25	0.62	0.00	0.05	0.94
40289	0.00	52	51	0.00	1.00	0.00	1.00	0.00	0.00	0.00	1.00
40290	-2.20	55	48	0.51	0.77	-0.60	0.37	-1.04	-0.01	0.66	1.20
40291	-1.38	48	43	0.49	0.83	-0.41	0.63	-0.58	0.00	0.36	1.14
40292	-3.91	57	56	1.02	0.91	0.22	0.24	-0.36	0.00	0.23	1.08
40293	-3.15	51	49	0.78	1.38	0.74	1.39	0.68	0.00	0.05	0.83
40294	0.53	56	31	0.30	1.24	1.95	1.50	2.24	0.00	0.24	0.26
40295	-0.87	56	46	0.38	0.81	-0.93	0.61	-0.77	0.00	0.44	1.26
40296	-1.64	55	49	0.47	0.82	-0.51	0.82	-0.08	0.00	0.44	1.11
40297	-0.89	60	47	0.36	0.86	-0.66	0.67	-0.61	0.00	0.51	1.19

ItemID	Difficulty	n	Score	Error	IN.MSQ	IN.ZSTD	OUT.MSQ	OUT.ZSTD	Displace	PTME	Discrim
40298	-1.07	58	46	0.39	1.24	1.08	1.28	0.70	0.00	0.41	0.75
40299	3.88	56	7	0.54	0.98	0.07	0.69	-0.23	0.00	0.61	1.04
40300	-0.57	50	37	0.35	1.01	0.10	0.91	-0.23	0.00	0.37	1.02
40301	-0.27	64	46	0.31	0.83	-1.22	0.75	-0.84	0.00	0.53	1.31
40302	-1.29	60	52	0.42	0.90	-0.28	0.66	-0.45	0.00	0.44	1.11
40303	-1.46	55	47	0.43	0.80	-0.67	0.56	-0.76	0.00	0.50	1.19
40304	-1.28	69	58	0.38	0.82	-0.76	0.52	-0.84	0.00	0.53	1.20
40305	-1.26	54	45	0.39	0.87	-0.51	0.72	-0.56	0.00	0.41	1.15
40306	-1.42	65	56	0.39	0.94	-0.16	1.12	0.39	0.00	0.35	1.04
40307	-1.60	53	47	0.47	1.31	0.96	1.32	0.64	0.00	0.17	0.77
40308	-3.03	55	52	0.73	1.02	0.25	0.72	0.02	0.00	0.48	1.00
40309	-0.72	54	41	0.35	0.92	-0.39	0.76	-0.62	0.00	0.47	1.14
40310	-2.01	55	49	0.45	1.07	0.32	0.89	0.07	0.00	0.22	0.96
40311	-0.91	55	46	0.40	0.88	-0.46	0.66	-0.64	0.00	0.45	1.15
40312	-2.16	53	48	0.50	0.83	-0.42	0.39	-0.78	-0.01	0.43	1.17
40313	0.40	68	41	0.29	0.75	-2.08	0.68	-1.71	0.00	0.64	1.51
40314	0.36	68	47	0.29	1.41	2.77	1.58	2.25	0.00	0.11	0.20
40315	-1.81	56	50	0.45	0.92	-0.17	0.60	-0.61	0.00	0.39	1.10
40316	0.01	60	40	0.31	1.12	0.93	1.10	0.46	0.00	0.34	0.74
40317	-1.16	52	42	0.38	0.77	-1.17	0.54	-1.27	-0.01	0.52	1.32
40318	-0.87	48	35	0.37	0.94	-0.27	0.77	-0.69	0.00	0.51	1.13
40319	-0.25	51	37	0.35	0.96	-0.20	0.89	-0.29	0.00	0.41	1.08
40320	-0.55	55	43	0.36	0.89	-0.56	0.86	-0.26	0.00	0.46	1.14
40321	-0.38	48	34	0.36	0.96	-0.19	0.84	-0.35	-0.01	0.48	1.09
40322	-1.24	294	266	0.21	0.99	-0.02	0.93	-0.13	0.00	0.28	1.00
40323	-0.32	53	36	0.32	0.87	-0.92	1.03	0.21	0.00	0.46	1.20
40324	-0.79	51	40	0.39	0.89	-0.49	1.03	0.23	0.00	0.47	1.09

ItemID	Difficulty	n	Score	Error	IN.MSQ	IN.ZSTD	OUT.MSQ	OUT.ZSTD	Displace	PTME	Discrim
40325	-0.75	53	40	0.35	0.98	-0.10	0.87	-0.33	0.00	0.36	1.07
40326	-1.74	286	266	0.24	0.87	-0.67	0.74	-0.68	0.00	0.33	1.08
40327	0.41	54	30	0.31	0.89	-0.93	0.97	-0.13	0.00	0.50	1.24
40328	0.68	54	27	0.31	0.88	-1.04	0.82	-0.93	0.00	0.55	1.35
40329	0.15	65	43	0.31	1.10	0.70	1.28	0.98	0.00	0.43	0.79
40330	2.41	47	13	0.39	1.29	1.28	2.07	2.56	0.00	0.34	0.56
40331	1.45	57	22	0.31	1.04	0.35	1.12	0.56	0.00	0.44	0.85
40332	2.31	66	19	0.31	0.75	-1.77	0.58	-1.26	0.00	0.62	1.44
40333	-0.63	65	50	0.32	0.90	-0.60	0.79	-0.35	-0.01	0.44	1.16
40334	0.75	286	168	0.13	1.07	1.55	1.10	1.39	0.00	0.31	0.76
40335	-1.59	58	53	0.49	1.10	0.38	2.46	1.73	0.00	0.08	0.86
40336	1.58	46	16	0.34	0.91	-0.61	0.87	-0.50	0.00	0.50	1.20
40337	0.92	62	28	0.29	0.93	-0.51	0.88	-0.58	0.00	0.53	1.16
40338	1.61	250	119	0.14	0.97	-0.60	0.97	-0.44	0.00	0.44	1.10
40339	-1.15	56	46	0.37	0.88	-0.51	0.81	-0.41	0.00	0.44	1.13
40340	-0.36	267	215	0.17	0.89	-1.24	0.72	-1.66	0.00	0.46	1.16
40341	-1.10	52	43	0.39	0.83	-0.73	0.58	-0.86	0.00	0.44	1.23
40342	-0.19	55	34	0.33	0.92	-0.53	0.92	-0.22	0.00	0.56	1.14
40343	-0.20	52	33	0.32	0.90	-0.80	0.82	-0.73	0.00	0.49	1.28
40344	0.75	60	30	0.30	0.85	-1.14	0.77	-1.38	0.00	0.61	1.35
40345	0.07	48	29	0.33	0.91	-0.62	0.84	-0.68	0.00	0.53	1.22
40346	0.09	58	37	0.30	0.80	-1.66	0.74	-1.55	0.00	0.56	1.50
40347	-0.47	55	42	0.35	1.02	0.19	0.93	-0.14	0.00	0.43	1.00
40348	1.02	54	26	0.31	0.92	-0.64	0.86	-0.68	0.00	0.52	1.23
40349	-0.70	56	45	0.37	0.78	-1.03	0.66	-0.77	0.00	0.51	1.25
40350	0.47	54	28	0.30	1.09	0.91	1.11	0.68	0.00	0.33	0.69
40351	-2.37	54	51	0.60	1.06	0.28	3.89	2.36	0.00	-0.07	0.85

ItemID	Difficulty	n	Score	Error	IN.MSQ	IN.ZSTD	OUT.MSQ	OUT.ZSTD	Displace	PTME	Discrim
40352	-3.52	58	56	0.77	0.71	-0.32	0.19	-0.55	0.00	0.42	1.16
40353	-3.24	68	66	0.73	1.07	0.32	1.11	0.46	0.00	0.10	0.94
40354	0.00	70	70	0.00	1.00	0.00	1.00	0.00	0.00	0.00	1.00
40355	-0.40	55	37	0.32	1.27	1.75	1.35	1.30	0.00	0.24	0.46
40356	-0.90	51	41	0.39	1.30	1.38	2.62	2.63	0.00	0.10	0.43
40357	-0.19	50	33	0.33	0.94	-0.40	0.85	-0.59	0.00	0.48	1.16
40358	-0.37	64	46	0.31	1.05	0.35	1.01	0.12	0.00	0.38	0.93
40359	-1.62	70	63	0.47	0.94	-0.05	0.82	-0.09	0.00	0.45	1.03
40360	-0.56	55	41	0.34	1.24	1.43	1.27	0.82	0.00	0.16	0.60
40361	0.66	55	30	0.32	0.94	-0.42	0.88	-0.47	0.00	0.52	1.17
40362	0.70	55	27	0.31	0.94	-0.53	0.85	-0.76	0.00	0.49	1.24
40363	1.71	51	19	0.33	0.97	-0.18	0.89	-0.24	0.00	0.46	1.09
40364	1.67	55	19	0.32	0.57	-3.31	0.47	-2.66	0.00	0.68	1.78
40365	-0.24	72	52	0.30	0.79	-1.60	0.88	-0.29	0.00	0.55	1.30
40366	0.20	66	44	0.30	0.82	-1.35	0.68	-1.17	0.00	0.60	1.35
40367	0.58	260	176	0.15	0.94	-0.92	0.90	-0.98	0.00	0.44	1.14
40368	2.40	60	12	0.35	0.96	-0.14	0.88	-0.16	0.00	0.40	1.06
40369	1.44	57	24	0.31	0.98	-0.11	0.99	0.01	0.00	0.49	1.03
40370	1.86	57	16	0.32	1.05	0.36	1.07	0.35	0.00	0.35	0.91
40371	2.13	55	14	0.34	0.91	-0.47	0.98	0.01	0.00	0.48	1.10
40372	-1.88	48	45	0.62	0.88	-0.10	0.40	-0.56	0.00	0.34	1.12
40373	-3.13	55	53	0.74	1.00	0.20	0.50	-0.24	-0.01	0.24	1.04
40374	-1.27	54	45	0.41	0.90	-0.32	1.48	1.01	0.00	0.44	1.00
40375	-0.26	53	36	0.33	0.98	-0.11	0.86	-0.43	0.00	0.45	1.08
40376	-0.37	257	208	0.17	0.94	-0.61	0.91	-0.44	0.00	0.39	1.07
40377	0.82	50	24	0.33	1.01	0.11	1.00	0.09	0.00	0.49	0.97
40378	-0.45	65	46	0.32	1.16	1.06	0.99	0.07	0.00	0.42	0.80

ItemID	Difficulty	n	Score	Error	IN.MSQ	IN.ZSTD	OUT.MSQ	OUT.ZSTD	Displace	PTME	Discrim
40379	0.65	48	29	0.32	1.00	0.07	0.96	-0.06	0.00	0.37	1.00
40380	0.64	52	28	0.31	1.02	0.23	1.03	0.22	0.00	0.40	0.92
40381	-0.74	68	55	0.35	1.05	0.30	2.03	1.89	0.00	0.37	0.90
40382	0.58	55	28	0.32	0.97	-0.21	0.84	-0.62	0.00	0.54	1.13
40383	2.46	55	11	0.39	1.08	0.41	0.92	-0.05	0.00	0.44	0.95
40384	0.15	72	49	0.29	0.85	-1.08	1.03	0.19	0.00	0.54	1.21
40385	0.86	71	36	0.28	1.17	1.41	1.51	2.31	0.00	0.39	0.50
40386	3.53	53	5	0.50	1.20	0.62	1.26	0.61	0.00	0.17	0.90
40387	1.93	56	18	0.32	0.89	-0.73	0.79	-0.93	0.00	0.49	1.24
40388	1.30	49	22	0.32	0.96	-0.26	0.94	-0.20	0.00	0.45	1.10
40389	2.00	55	19	0.32	0.96	-0.23	0.93	-0.23	0.00	0.47	1.09
40390	-0.05	62	43	0.31	0.81	-1.34	0.67	-1.34	0.00	0.56	1.37
40391	-1.88	55	49	0.48	0.94	-0.07	0.85	0.06	0.00	0.37	1.03
40392	-3.25	45	44	1.02	0.86	0.15	0.19	-0.43	0.00	0.31	1.11
40393	-1.70	63	58	0.49	1.19	0.61	1.32	0.63	-0.01	0.16	0.87
40394	-2.04	56	51	0.50	0.94	-0.08	0.62	-0.37	-0.01	0.35	1.08
40395	-3.08	55	53	0.74	0.84	-0.06	0.26	-0.55	0.00	0.33	1.12
40396	-2.50	55	52	0.61	1.01	0.18	0.89	0.20	0.00	0.18	1.00
40397	-2.22	56	51	0.50	1.07	0.31	0.70	-0.17	0.00	0.30	1.00
40398	-1.69	56	49	0.44	0.72	-0.94	0.43	-1.12	0.00	0.53	1.25
40399	-1.96	55	49	0.47	0.63	-1.26	0.30	-1.20	0.00	0.59	1.30
40400	-2.06	55	51	0.54	0.84	-0.26	0.48	-0.63	0.00	0.38	1.12
40401	0.41	55	29	0.31	0.89	-0.91	0.86	-0.61	0.00	0.55	1.27
40402	0.40	55	32	0.31	1.14	1.10	1.08	0.43	0.00	0.39	0.70
40403	0.81	55	26	0.32	1.07	0.57	1.09	0.49	0.00	0.47	0.82
40404	0.60	55	29	0.31	1.15	1.26	1.16	0.80	0.00	0.37	0.61
40405	1.31	61	20	0.29	1.12	0.97	1.21	1.16	0.00	0.22	0.68

ItemID	Difficulty	n	Score	Error	IN.MSQ	IN.ZSTD	OUT.MSQ	OUT.ZSTD	Displace	PTME	Discrim
40406	1.63	55	17	0.34	0.86	-0.79	0.78	-0.61	0.00	0.53	1.23
40407	0.66	53	29	0.31	1.05	0.50	1.13	0.61	0.00	0.40	0.77
40408	1.17	59	23	0.30	1.06	0.56	1.11	0.62	0.00	0.37	0.82
40409	1.76	64	21	0.30	0.91	-0.64	1.04	0.23	0.00	0.47	1.14
40410	-3.76	55	54	1.02	1.02	0.33	0.54	0.03	0.00	0.14	1.01
40411	-2.48	55	50	0.54	0.66	-0.81	0.28	-1.10	0.00	0.64	1.23
40412	-2.69	56	52	0.58	1.15	0.49	1.36	0.66	-0.01	0.26	0.89
40413	-3.34	54	51	0.79	0.72	-0.30	0.22	-0.58	0.00	0.53	1.16
40414	-2.75	55	53	0.73	0.92	0.09	0.35	-0.50	0.00	0.28	1.08
40415	-2.40	53	48	0.54	1.20	0.60	2.26	1.44	0.00	0.24	0.78
40416	0.00	55	55	0.00	1.00	0.00	1.00	0.00	0.00	0.00	1.00
40417	-2.79	48	46	0.75	1.02	0.23	0.40	-0.36	0.00	0.29	1.05
40418	-3.06	56	54	0.75	0.72	-0.30	0.19	-0.67	-0.01	0.40	1.17
40419	-1.33	61	53	0.40	1.07	0.35	0.95	0.06	0.00	0.28	0.95
40420	-1.64	54	46	0.43	0.82	-0.61	0.64	-0.57	0.00	0.55	1.18
40421	-3.25	65	63	0.74	1.12	0.40	2.98	1.56	0.00	0.01	0.84
40422	-0.87	47	40	0.46	1.40	1.31	2.14	1.66	0.00	0.10	0.56
40423	-1.10	55	43	0.38	1.29	1.32	2.11	1.71	0.00	0.28	0.56
40424	-1.36	54	47	0.43	1.16	0.63	1.55	1.20	0.00	0.10	0.83
40425	-0.70	57	42	0.34	0.93	-0.36	1.16	0.58	0.00	0.44	1.04
40426	-1.53	55	47	0.41	1.07	0.35	0.99	0.17	0.00	0.27	0.93
40427	0.16	56	32	0.30	1.08	0.71	1.01	0.10	0.00	0.36	0.83
40428	-0.14	59	34	0.30	1.26	2.24	1.31	1.83	0.00	0.30	0.21
40429	1.36	54	24	0.31	1.17	1.31	1.12	0.68	0.00	0.34	0.63
40430	0.55	63	35	0.29	1.17	1.60	1.19	0.82	0.00	0.34	0.49
40431	0.62	57	29	0.30	1.11	0.88	1.22	1.23	0.00	0.39	0.70
40432	0.86	48	26	0.31	1.14	1.39	1.18	1.15	0.00	0.23	0.36

ItemID	Difficulty	n	Score	Error	IN.MSQ	IN.ZSTD	OUT.MSQ	OUT.ZSTD	Displace	PTME	Discrim
40433	0.01	57	35	0.31	1.23	1.73	1.37	1.60	0.00	0.30	0.43
40434	0.80	55	26	0.30	0.93	-0.54	0.86	-0.67	0.00	0.51	1.21
40435	0.24	64	39	0.29	0.98	-0.17	1.01	0.12	0.00	0.44	1.02
40436	2.05	54	12	0.36	1.12	0.61	1.14	0.52	0.00	0.32	0.86
40437	0.31	59	33	0.29	0.93	-0.62	1.00	0.07	0.00	0.46	1.15
40438	1.23	49	23	0.32	1.23	1.87	1.45	2.16	0.00	0.24	0.19
40439	0.61	48	28	0.33	1.32	2.34	1.35	1.25	0.00	0.25	0.16
40440	2.15	55	14	0.35	1.25	1.36	1.51	1.46	0.00	0.20	0.56
40441	-0.55	50	35	0.35	1.01	0.14	0.83	-0.33	0.00	0.45	1.03
40442	1.41	47	16	0.36	1.37	2.18	1.88	2.58	0.00	0.25	0.13
40443	-1.95	56	51	0.49	0.80	-0.48	0.44	-0.63	0.00	0.38	1.17
40444	-1.15	49	41	0.42	0.96	-0.08	0.79	-0.23	0.00	0.39	1.07
40445	-2.12	57	50	0.46	0.72	-1.01	0.38	-0.88	-0.01	0.57	1.26
40446	-3.45	48	46	1.02	1.02	0.34	0.84	0.31	0.00	0.44	0.98
40447	-2.58	55	51	0.56	1.07	0.31	0.99	0.27	0.00	0.26	0.96
40448	-2.29	55	51	0.54	1.14	0.45	1.49	0.83	0.00	0.06	0.87
40449	-1.14	55	44	0.37	0.79	-1.05	0.55	-1.19	0.00	0.54	1.30
40450	-2.39	57	53	0.60	1.00	0.16	0.68	-0.16	0.00	0.45	1.02
40451	-1.08	56	45	0.37	1.07	0.41	0.99	0.11	0.00	0.36	0.94
40452	-0.94	56	44	0.37	1.01	0.14	1.13	0.42	-0.01	0.40	0.92
40453	-1.91	57	50	0.47	0.67	-1.07	0.33	-1.11	0.00	0.64	1.27
40454	-0.83	244	207	0.19	0.97	-0.20	0.74	-1.24	0.00	0.34	1.07
40455	-1.88	56	49	0.44	1.18	0.72	0.83	-0.07	-0.01	0.27	0.90
40456	-2.10	59	51	0.43	0.99	0.07	0.94	0.06	0.00	0.41	1.00
40457	-1.35	60	50	0.38	0.92	-0.27	0.71	-0.47	0.00	0.45	1.10
40458	-0.73	55	40	0.34	0.89	-0.66	0.70	-0.73	0.00	0.52	1.23
40459	-0.16	48	32	0.36	0.98	-0.09	0.82	-0.42	0.00	0.51	1.09

ItemID	Difficulty	n	Score	Error	IN.MSQ	IN.ZSTD	OUT.MSQ	OUT.ZSTD	Displace	PTME	Discrim
40460	-0.55	55	39	0.34	0.89	-0.68	0.74	-0.73	0.00	0.55	1.21
40461	-0.61	58	41	0.32	0.94	-0.40	0.91	-0.36	0.00	0.44	1.13
40462	0.10	55	34	0.31	1.16	1.34	1.38	1.86	0.00	0.27	0.45
40463	-0.72	55	43	0.35	0.89	-0.57	0.71	-0.52	0.00	0.41	1.19
40464	-1.86	55	50	0.49	0.84	-0.36	0.54	-0.59	0.00	0.40	1.13
40465	-1.83	49	44	0.50	0.93	-0.11	0.59	-0.39	-0.01	0.34	1.09
40466	-1.13	52	44	0.41	0.85	-0.56	0.72	-0.41	0.00	0.44	1.15
40467	-3.02	59	57	0.75	0.71	-0.31	0.18	-0.79	0.00	0.46	1.17
40468	-2.70	49	46	0.65	0.50	-1.12	0.14	-1.08	-0.01	0.58	1.29
40469	-1.93	54	48	0.46	0.87	-0.32	0.65	-0.44	0.00	0.41	1.11
40470	-2.16	55	50	0.50	1.20	0.66	1.33	0.64	0.00	0.15	0.83
40471	-2.23	57	52	0.50	1.11	0.43	0.88	0.09	0.00	0.25	0.94
40472	-3.07	49	47	0.74	0.80	-0.13	0.25	-0.79	0.00	0.39	1.15
40473	-2.70	55	51	0.55	0.80	-0.38	0.39	-0.68	0.00	0.40	1.15
40474	-1.79	49	43	0.46	0.76	-0.75	0.49	-0.85	0.00	0.50	1.22
40475	-2.00	57	51	0.46	1.23	0.80	1.56	0.90	-0.01	0.13	0.77
40476	0.84	56	25	0.30	1.48	3.96	1.70	3.84	0.00	0.02	-0.62
40477	-0.23	55	37	0.32	0.75	-1.90	0.64	-1.30	0.00	0.62	1.53
40478	-0.20	54	39	0.34	0.71	-1.98	0.56	-1.75	0.00	0.66	1.52
40479	0.67	56	26	0.29	1.01	0.14	1.01	0.09	0.00	0.38	0.97
40480	-0.35	58	40	0.32	0.90	-0.66	0.88	-0.30	0.00	0.49	1.18
40481	0.24	51	30	0.31	0.93	-0.54	0.92	-0.41	0.00	0.46	1.19
40482	0.40	58	32	0.30	0.76	-1.96	0.73	-1.63	0.00	0.63	1.53
40483	-2.11	55	50	0.49	1.16	0.56	1.43	0.83	-0.01	0.09	0.85
40484	0.07	52	31	0.31	0.99	-0.02	0.93	-0.37	0.00	0.43	1.06
40485	-0.01	53	31	0.32	1.12	1.00	0.99	0.08	0.00	0.43	0.77
40486	-0.83	54	40	0.35	0.80	-1.20	0.60	-1.20	0.00	0.60	1.32

ItemID	Difficulty	n	Score	Error	IN.MSQ	IN.ZSTD	OUT.MSQ	OUT.ZSTD	Displace	PTME	Discrim
40487	0.07	55	34	0.31	0.80	-1.60	0.70	-1.06	0.00	0.59	1.46
40488	-0.81	49	36	0.38	0.75	-1.36	0.53	-1.04	0.00	0.62	1.39
40489	-2.01	48	41	0.49	0.71	-1.00	0.32	-0.93	-0.01	0.66	1.28
40490	-1.16	54	45	0.40	1.07	0.36	1.03	0.23	0.00	0.30	0.93
40491	0.52	55	31	0.32	0.91	-0.60	1.36	1.43	0.00	0.52	1.05
40492	-0.28	55	39	0.33	1.06	0.46	1.11	0.48	0.00	0.33	0.85
40493	1.86	55	17	0.33	0.95	-0.26	1.08	0.35	0.00	0.44	1.02
40494	-0.05	59	34	0.29	1.12	1.12	1.11	0.65	0.00	0.32	0.66
40495	-2.16	54	48	0.48	0.92	-0.14	0.51	-0.57	0.00	0.45	1.11
40496	-0.52	55	39	0.32	0.96	-0.23	1.45	1.41	0.00	0.37	0.97
40497	-1.46	53	43	0.41	0.91	-0.29	0.63	-0.49	-0.01	0.53	1.13
40498	0.49	53	29	0.31	0.82	-1.63	1.07	0.39	0.00	0.54	1.40
40499	-1.61	55	47	0.42	0.74	-0.95	0.49	-0.97	0.00	0.55	1.25
40500	-0.32	55	39	0.34	1.24	1.49	1.46	1.36	0.00	0.27	0.55
40501	0.32	55	32	0.32	0.85	-1.04	1.04	0.24	0.00	0.61	1.24
40502	-1.08	54	46	0.41	0.87	-0.44	1.11	0.39	0.00	0.41	1.09
40503	-0.48	57	40	0.34	0.78	-1.42	0.60	-1.40	0.00	0.60	1.38
40504	-0.97	55	44	0.36	0.95	-0.21	0.70	-0.68	0.00	0.43	1.12
40505	-0.70	59	43	0.32	0.72	-1.86	0.57	-1.81	0.00	0.66	1.45
40506	-0.43	54	40	0.35	1.00	0.03	1.00	0.12	0.00	0.44	1.00
40507	-0.22	55	36	0.31	1.10	0.76	1.23	1.04	0.00	0.33	0.74
40508	-0.50	267	213	0.16	0.83	-1.92	0.69	-2.11	0.00	0.51	1.22
40509	0.25	57	34	0.31	0.75	-2.04	0.66	-2.03	0.00	0.67	1.57
40510	1.79	55	16	0.33	1.02	0.21	1.16	0.63	0.00	0.38	0.90
40511	-0.50	55	39	0.34	0.99	0.01	1.21	0.72	0.00	0.46	0.99
40512	0.14	56	33	0.30	0.92	-0.66	0.83	-0.94	0.00	0.49	1.27
40513	0.90	54	25	0.33	0.88	-0.80	0.85	-0.27	0.00	0.57	1.22

ItemID	Difficulty	n	Score	Error	IN.MSQ	IN.ZSTD	OUT.MSQ	OUT.ZSTD	Displace	PTME	Discrim
40514	0.16	49	30	0.33	1.33	2.26	1.25	0.93	-0.01	0.26	0.28
40515	-0.86	55	43	0.36	0.92	-0.39	1.81	1.54	0.00	0.35	0.98
40516	-0.09	55	35	0.32	1.23	1.63	2.18	3.39	0.00	0.26	0.38
40517	-2.08	54	50	0.54	1.16	0.52	1.38	0.68	0.00	0.08	0.85
40518	-2.75	55	52	0.63	0.77	-0.35	0.30	-0.73	0.00	0.41	1.16
40519	0.26	55	34	0.32	1.18	1.31	1.12	0.47	0.00	0.37	0.65
40520	-0.03	54	35	0.32	1.30	1.94	1.71	2.63	0.00	0.19	0.29
40521	-1.04	62	51	0.36	0.82	-0.84	0.68	-0.64	0.00	0.47	1.20
40522	1.60	53	23	0.32	0.83	-1.30	0.75	-1.22	0.00	0.62	1.40
40523	0.80	55	26	0.32	0.67	-2.60	0.57	-2.42	0.00	0.72	1.67
40524	-1.31	57	47	0.38	0.82	-0.76	0.69	-0.60	0.00	0.49	1.19
40525	0.38	54	28	0.31	0.87	-1.13	0.78	-0.97	0.00	0.56	1.38
40526	1.81	50	14	0.36	0.79	-1.11	0.71	-0.93	0.00	0.63	1.28
40527	-3.95	60	59	1.01	0.97	0.28	0.36	-0.21	0.00	0.18	1.05
40528	-2.73	54	51	0.62	0.76	-0.39	0.25	-0.87	-0.01	0.46	1.18
40529	-1.24	60	51	0.39	0.85	-0.56	2.68	2.26	0.00	0.38	1.05
40530	-1.91	61	55	0.45	0.88	-0.29	0.42	-0.92	0.00	0.44	1.15
40531	2.02	51	15	0.35	0.98	-0.09	1.40	1.30	0.00	0.42	0.93
40532	1.67	61	21	0.30	1.04	0.31	1.18	0.90	0.00	0.40	0.88
40533	0.85	55	22	0.32	0.94	-0.35	0.86	-0.64	0.00	0.50	1.14
40534	0.13	55	35	0.31	0.95	-0.33	0.87	-0.54	0.00	0.47	1.14
40535	0.51	54	27	0.31	0.90	-0.87	0.83	-0.85	0.00	0.54	1.29
40536	0.34	55	33	0.31	0.98	-0.17	0.91	-0.52	0.00	0.44	1.12
40537	1.59	50	18	0.33	0.95	-0.32	0.85	-0.67	0.00	0.48	1.16
40538	-0.25	67	45	0.28	0.98	-0.16	0.85	-0.50	0.00	0.40	1.11
40539	1.31	54	24	0.31	1.02	0.23	1.10	0.60	0.00	0.43	0.92
40540	0.94	57	27	0.30	0.73	-2.31	0.68	-1.92	0.00	0.67	1.63

ItemID	Difficulty	n	Score	Error	IN.MSQ	IN.ZSTD	OUT.MSQ	OUT.ZSTD	Displace	PTME	Discrim
40541	-1.57	57	48	0.39	0.96	-0.08	0.78	-0.35	0.00	0.38	1.06
40542	0.02	60	36	0.30	0.89	-0.94	0.82	-0.82	0.00	0.53	1.29
40543	-2.16	52	48	0.54	0.90	-0.11	0.67	-0.32	0.00	0.32	1.07
40544	-0.91	52	41	0.36	0.86	-0.70	0.72	-0.81	0.00	0.42	1.21
40545	-0.99	49	40	0.39	1.05	0.31	1.31	0.81	0.00	0.21	0.89
40546	-0.28	290	230	0.16	0.87	-1.50	0.69	-1.80	0.00	0.49	1.19
40547	0.28	49	26	0.31	0.79	-1.87	0.79	-1.56	0.00	0.61	1.62
40548	-0.91	51	39	0.35	0.99	0.02	0.81	-0.51	0.00	0.38	1.07
40549	-1.61	52	46	0.45	1.04	0.22	1.07	0.32	0.00	0.20	0.97
40550	0.53	48	28	0.33	0.82	-1.36	0.80	-0.81	0.00	0.59	1.39
40551	-2.33	42	40	0.74	0.92	0.08	0.42	-0.29	0.00	0.25	1.09
40552	-1.31	67	58	0.38	0.99	0.05	1.16	0.48	0.00	0.26	0.99
40553	-0.52	56	40	0.33	0.86	-0.86	0.74	-0.93	0.00	0.53	1.27
40554	-2.75	49	47	0.73	0.96	0.14	2.52	1.37	0.00	0.09	0.95
40555	-2.34	66	62	0.55	0.82	-0.30	0.40	-0.67	0.00	0.42	1.13
40556	-2.50	50	47	0.65	0.80	-0.23	0.47	-0.40	0.00	0.40	1.11
40557	-0.62	58	42	0.33	1.19	1.18	1.27	0.85	0.00	0.29	0.68
40558	-2.63	54	51	0.65	0.88	-0.05	1.18	0.50	0.00	0.31	1.01
40559	-1.70	52	47	0.50	1.00	0.11	1.02	0.29	-0.01	0.25	0.98
40560	-3.20	56	54	0.74	1.01	0.23	1.19	0.52	0.00	0.15	0.98
40561	-0.20	57	35	0.31	0.89	-0.88	0.80	-0.86	0.00	0.53	1.29
40562	-0.07	53	36	0.34	0.84	-1.03	0.70	-0.87	0.00	0.56	1.32
40563	1.54	70	27	0.27	0.80	-2.00	0.73	-2.14	0.00	0.60	1.57
40564	-4.10	58	57	1.03	0.87	0.16	0.15	-0.52	0.00	0.31	1.11
40565	-1.47	62	54	0.40	0.99	0.05	1.13	0.41	-0.01	0.26	0.97
40566	-2.85	50	48	0.75	0.80	-0.15	0.32	-0.52	0.00	0.39	1.13
40567	-2.16	60	54	0.46	0.96	-0.02	0.96	0.16	-0.01	0.31	1.01

ItemID	Difficulty	n	Score	Error	IN.MSQ	IN.ZSTD	OUT.MSQ	OUT.ZSTD	Displace	PTME	Discrim
40568	-2.65	66	62	0.54	0.96	0.04	0.77	-0.05	0.00	0.24	1.02
40569	-1.02	56	43	0.35	0.85	-0.82	0.78	-0.51	0.00	0.49	1.20
40570	-1.78	60	54	0.44	0.98	0.03	0.71	-0.31	0.00	0.28	1.04
40571	-1.22	58	50	0.40	1.12	0.53	0.93	0.01	0.00	0.18	0.93
40572	-2.80	51	49	0.74	1.00	0.20	0.59	-0.05	0.00	0.20	1.03
40573	-2.34	51	46	0.54	0.93	-0.06	0.59	-0.32	0.00	0.47	1.07
40574	-2.39	55	51	0.54	0.91	-0.09	0.53	-0.43	0.00	0.32	1.09
40575	-2.49	50	48	0.73	0.95	0.13	0.55	-0.26	0.00	0.22	1.05
40576	0.92	60	29	0.30	1.02	0.23	1.02	0.16	0.00	0.47	0.95
40577	-0.37	62	45	0.32	1.10	0.65	1.15	0.63	0.00	0.34	0.83
40578	0.16	56	36	0.31	1.07	0.56	0.95	-0.15	0.00	0.41	0.91
40579	0.86	62	28	0.29	1.07	0.61	1.20	1.13	0.00	0.39	0.75
40580	-1.77	51	46	0.49	0.77	-0.59	0.42	-0.89	0.00	0.45	1.20
40581	-1.71	54	47	0.44	0.86	-0.42	0.64	-0.68	0.00	0.48	1.14
40582	-1.85	50	44	0.52	0.99	0.10	0.77	-0.17	0.00	0.46	1.02
40583	1.05	63	31	0.28	1.41	3.47	1.53	2.54	0.00	0.11	-0.22
40584	0.85	51	27	0.31	1.30	2.66	1.35	2.03	0.00	0.16	-0.06
40585	-3.05	51	49	0.76	0.81	-0.13	0.36	-0.30	0.00	0.36	1.11
40586	-2.22	52	48	0.61	0.88	-0.09	0.43	-0.53	0.00	0.48	1.11
40587	-0.66	55	43	0.36	0.82	-1.00	0.62	-0.77	0.00	0.48	1.28
40588	-0.12	49	33	0.35	1.02	0.19	0.89	-0.21	0.00	0.46	1.00
40589	-1.49	54	45	0.41	0.92	-0.26	0.66	-0.63	0.00	0.51	1.12
40590	-0.79	51	39	0.36	0.75	-1.50	0.57	-1.32	0.00	0.53	1.43
40591	-1.28	60	50	0.37	0.93	-0.27	0.82	-0.29	-0.01	0.40	1.08
40592	-0.89	49	40	0.42	0.87	-0.46	0.74	-0.42	0.00	0.53	1.13
40593	-1.00	54	43	0.37	0.87	-0.61	0.73	-0.50	0.00	0.45	1.17
40594	-1.99	57	51	0.45	1.00	0.09	1.21	0.51	0.00	0.21	0.97

ItemID	Difficulty	n	Score	Error	IN.MSQ	IN.ZSTD	OUT.MSQ	OUT.ZSTD	Displace	PTME	Discrim
40595	-2.05	51	46	0.50	0.66	-1.05	0.27	-0.87	-0.01	0.51	1.29
40596	-0.45	51	36	0.34	0.88	-0.82	0.79	-0.78	0.00	0.47	1.27
40597	-0.05	57	38	0.32	1.12	0.89	1.16	0.73	0.00	0.34	0.74
40598	-0.18	48	37	0.37	1.14	0.79	1.00	0.12	0.00	0.21	0.84
40599	-0.25	53	36	0.34	0.74	-1.79	0.59	-1.68	0.00	0.63	1.50
40600	1.58	53	17	0.32	1.10	0.75	1.14	0.55	0.00	0.26	0.76
40602	-1.88	55	50	0.49	1.09	0.37	1.50	0.86	0.00	0.12	0.89
40603	-1.56	59	52	0.43	0.81	-0.60	0.58	-0.70	0.00	0.45	1.16
40604	-2.08	54	49	0.49	0.76	-0.63	0.35	-0.94	-0.01	0.44	1.21
40605	-1.86	49	44	0.50	0.98	0.06	0.83	-0.06	-0.01	0.28	1.01
40606	-0.25	55	37	0.31	1.15	1.10	1.14	0.64	0.00	0.27	0.69
40607	0.69	64	31	0.29	1.03	0.33	1.22	1.20	0.00	0.43	0.83
40608	-1.82	50	45	0.49	1.02	0.19	0.65	-0.48	0.00	0.30	1.04
40609	-2.19	62	57	0.49	1.00	0.13	0.75	-0.07	-0.01	0.25	1.01
40610	-1.26	51	43	0.41	0.88	-0.41	0.67	-0.63	0.00	0.40	1.15
40611	-3.00	54	52	0.74	1.10	0.36	0.75	0.08	-0.01	0.15	0.97
40612	-1.21	249	220	0.21	0.92	-0.51	0.68	-1.24	0.00	0.36	1.09
40613	-1.51	69	60	0.39	0.91	-0.26	0.59	-0.78	0.00	0.43	1.12
40614	-2.21	49	46	0.61	0.95	0.05	1.59	0.90	0.00	0.15	0.98
40615	0.13	159	117	0.20	0.95	-0.52	1.01	0.10	0.00	0.40	1.08
40616	-2.69	56	52	0.63	0.87	-0.09	0.66	-0.10	0.00	0.55	1.06
40617	-0.73	52	40	0.37	0.79	-1.03	0.76	-0.51	0.00	0.54	1.23
40618	0.45	54	28	0.31	0.97	-0.23	0.93	-0.24	0.00	0.50	1.09
40619	0.45	52	30	0.32	1.19	1.41	1.12	0.65	0.00	0.34	0.61
40620	0.49	61	38	0.30	0.97	-0.18	0.86	-0.58	0.00	0.51	1.10
40621	1.29	66	28	0.28	0.90	-0.87	0.80	-1.15	0.00	0.55	1.29
40622	1.34	59	24	0.31	0.96	-0.28	0.83	-0.76	0.00	0.54	1.15

ItemID	Difficulty	n	Score	Error	IN.MSQ	IN.ZSTD	OUT.MSQ	OUT.ZSTD	Displace	PTME	Discrim
40623	1.24	59	24	0.30	1.27	2.15	1.46	2.38	0.00	0.21	0.22
40624	-1.39	56	47	0.39	1.01	0.10	0.84	-0.21	0.00	0.31	1.02
40625	-0.84	57	44	0.35	0.86	-0.76	0.63	-0.98	0.00	0.52	1.24
40626	-0.85	60	46	0.34	0.97	-0.08	0.80	-0.37	0.00	0.44	1.07
40627	0.22	55	31	0.31	0.92	-0.61	0.93	-0.26	0.00	0.52	1.16
40628	0.37	55	32	0.31	0.76	-2.11	0.66	-1.78	0.00	0.60	1.64
40629	-0.28	52	36	0.33	1.04	0.35	0.94	-0.10	0.00	0.38	0.94
40630	-0.36	54	37	0.32	0.94	-0.39	0.84	-0.64	0.00	0.48	1.16
40631	0.59	52	27	0.32	0.83	-1.39	0.79	-1.16	0.00	0.57	1.46
40632	0.50	56	31	0.31	1.03	0.26	0.98	-0.03	0.00	0.46	0.95
40633	0.79	50	25	0.32	0.88	-1.14	0.79	-0.92	0.00	0.52	1.47
40634	0.26	52	34	0.32	0.85	-1.23	0.79	-0.62	0.00	0.50	1.39
40635	-0.17	53	33	0.33	0.90	-0.72	0.79	-0.58	-0.01	0.54	1.23
40636	1.11	65	28	0.28	0.88	-1.08	0.85	-0.86	0.00	0.51	1.31
40637	0.30	53	34	0.31	0.89	-0.92	0.80	-0.73	0.00	0.47	1.32
40638	0.64	62	30	0.29	1.13	1.07	1.14	0.66	0.00	0.41	0.70
40639	-2.28	52	46	0.58	1.02	0.20	1.79	1.04	0.00	0.54	0.90
40640	-2.34	53	49	0.56	0.90	-0.14	0.80	-0.03	-0.01	0.35	1.07
40641	-2.56	51	47	0.55	0.87	-0.22	0.38	-0.75	0.00	0.36	1.15
40642	-2.31	59	54	0.51	1.06	0.29	0.76	-0.11	0.00	0.30	0.99
40643	-2.24	283	271	0.31	0.85	-0.52	0.43	-1.53	0.00	0.36	1.10
40644	-1.57	57	49	0.41	0.88	-0.44	0.84	-0.09	-0.01	0.37	1.11
40645	-0.88	54	43	0.37	1.15	0.77	1.68	1.49	0.00	0.23	0.72
40646	-0.82	54	41	0.36	1.14	0.79	1.35	0.98	0.00	0.31	0.78
40647	1.49	47	19	0.34	0.80	-1.42	0.90	-0.34	0.00	0.60	1.37
40648	-1.41	63	54	0.38	0.87	-0.49	0.84	-0.17	0.00	0.34	1.11
40649	-1.10	54	43	0.37	0.87	-0.60	0.61	-0.71	0.00	0.49	1.21

ItemID	Difficulty	n	Score	Error	IN.MSQ	IN.ZSTD	OUT.MSQ	OUT.ZSTD	Displace	PTME	Discrim
40650	-1.58	61	54	0.43	1.02	0.16	0.80	-0.15	0.00	0.29	1.00
40651	4.47	60	3	0.66	0.92	0.02	1.33	0.64	0.00	0.31	0.99
40652	2.27	60	16	0.34	0.94	-0.27	1.30	0.97	0.00	0.48	1.00
40653	-1.94	58	51	0.45	0.80	-0.55	0.46	-1.06	0.00	0.57	1.18
40654	-2.77	67	63	0.55	0.74	-0.56	0.29	-0.99	0.00	0.44	1.18
40655	-1.86	56	50	0.47	0.80	-0.53	0.55	-0.52	0.00	0.45	1.16
40656	-2.30	54	49	0.51	0.89	-0.21	0.57	-0.43	0.00	0.43	1.09
40657	0.01	62	39	0.30	1.12	0.95	1.04	0.26	0.00	0.37	0.77
40658	-0.57	55	40	0.32	0.94	-0.38	0.87	-0.55	0.00	0.41	1.13
40659	0.12	57	33	0.30	1.08	0.65	1.19	1.05	0.00	0.38	0.75
40660	-0.76	55	43	0.36	0.98	-0.06	0.87	-0.18	0.00	0.39	1.05
40661	0.45	58	30	0.29	0.85	-1.48	0.77	-1.15	0.00	0.54	1.51
40662	1.92	57	14	0.33	0.92	-0.44	0.83	-0.53	0.00	0.43	1.14
40663	0.29	250	175	0.15	0.90	-1.38	0.76	-2.10	0.00	0.49	1.22
40664	1.12	77	36	0.26	0.93	-0.68	0.95	-0.31	0.00	0.49	1.18
40665	2.18	66	17	0.33	1.10	0.64	1.39	1.01	0.00	0.41	0.80
40666	-1.00	57	46	0.36	0.85	-0.75	0.67	-0.94	0.00	0.49	1.21
40667	0.91	56	25	0.31	0.95	-0.34	1.05	0.31	0.00	0.50	1.05
40668	1.92	55	15	0.34	1.06	0.40	1.43	1.30	0.00	0.37	0.81
40669	0.19	68	40	0.27	0.87	-1.35	0.81	-1.07	0.00	0.51	1.40
40670	-0.31	52	35	0.33	0.98	-0.06	0.84	-0.59	0.00	0.47	1.09
40671	0.25	56	35	0.31	1.03	0.33	0.89	-0.39	0.00	0.40	0.99
40672	0.88	63	30	0.28	0.96	-0.42	0.93	-0.41	0.00	0.43	1.16
40673	1.64	65	20	0.31	1.09	0.67	1.03	0.19	0.00	0.41	0.87
40674	1.48	57	20	0.32	1.06	0.47	1.43	1.59	0.00	0.40	0.80
40675	-0.33	64	47	0.31	1.03	0.26	1.00	0.08	0.00	0.36	0.96
40676	-0.35	52	40	0.36	0.81	-1.06	0.63	-1.21	0.00	0.50	1.32

ItemID	Difficulty	n	Score	Error	IN.MSQ	IN.ZSTD	OUT.MSQ	OUT.ZSTD	Displace	PTME	Discrim
40677	-0.04	55	36	0.34	0.85	-0.95	0.86	-0.26	0.00	0.57	1.22
40678	1.03	65	32	0.28	0.96	-0.42	1.08	0.42	0.00	0.46	1.07
40679	0.79	57	27	0.31	0.81	-1.64	0.76	-1.36	0.00	0.57	1.51
40680	1.52	55	22	0.32	0.87	-1.01	1.30	1.23	0.00	0.54	1.17
40681	1.06	58	21	0.31	0.89	-0.80	0.81	-0.70	0.00	0.54	1.24
40682	1.34	54	19	0.32	1.07	0.56	0.99	0.05	0.00	0.39	0.89
40683	2.05	55	17	0.34	0.95	-0.26	1.44	1.39	0.00	0.46	0.97
40684	-0.90	51	42	0.40	0.85	-0.59	0.69	-0.65	0.00	0.50	1.17
40685	-0.24	63	46	0.31	1.14	0.95	1.18	0.63	0.00	0.27	0.75
40686	-0.04	55	39	0.34	0.89	-0.64	1.05	0.27	0.00	0.50	1.10
40687	1.01	53	25	0.31	0.88	-1.00	0.84	-0.94	0.00	0.52	1.34
40688	1.05	56	24	0.30	1.02	0.17	1.24	1.24	0.00	0.41	0.87
40689	0.88	55	24	0.30	1.01	0.14	0.98	-0.05	0.00	0.40	0.99
40690	2.10	82	22	0.27	1.07	0.50	1.13	0.69	0.00	0.33	0.87
40691	-0.50	55	40	0.33	0.96	-0.22	1.07	0.34	0.00	0.38	1.03
40692	-0.39	56	37	0.31	0.96	-0.22	0.88	-0.41	0.00	0.46	1.10
40693	-1.25	77	64	0.33	1.03	0.21	0.88	-0.22	-0.01	0.32	1.00
40694	-0.01	70	45	0.28	0.76	-2.17	0.63	-1.89	0.00	0.62	1.54
40695	-0.43	59	42	0.33	0.99	-0.02	1.01	0.13	0.00	0.46	1.01
40696	0.28	57	32	0.29	0.97	-0.26	0.95	-0.20	0.00	0.43	1.10
40697	-1.47	57	49	0.41	0.95	-0.11	0.70	-0.55	0.00	0.37	1.08
40698	0.69	56	29	0.30	1.04	0.38	1.04	0.24	0.00	0.42	0.89
40699	-0.60	56	41	0.35	1.01	0.09	1.31	0.90	0.00	0.46	0.95
40700	1.31	59	24	0.30	0.91	-0.74	0.81	-0.71	0.00	0.52	1.26
40701	0.00	54	53	0.00	1.00	0.00	1.00	0.00	0.00	0.00	1.00
40702	-4.26	56	55	1.06	1.19	0.50	0.76	0.28	0.00	0.12	0.93
40703	-2.87	55	53	0.73	0.91	0.07	0.56	-0.19	0.00	0.25	1.06

ItemID	Difficulty	n	Score	Error	IN.MSQ	IN.ZSTD	OUT.MSQ	OUT.ZSTD	Displace	PTME	Discrim
40704	0.00	56	56	0.00	1.00	0.00	1.00	0.00	0.00	0.00	1.00
40705	0.00	55	54	0.00	1.00	0.00	1.00	0.00	0.00	0.00	1.00
40706	-2.65	51	48	0.62	1.01	0.19	0.54	-0.29	-0.01	0.28	1.04
40707	-3.79	51	50	1.03	1.10	0.41	1.14	0.55	0.00	0.06	0.93
40708	-3.85	55	54	1.03	1.05	0.36	0.60	0.14	0.00	0.13	0.99
40709	-3.45	50	49	1.02	1.07	0.38	1.89	0.97	0.00	0.00	0.90
40710	-0.40	58	44	0.33	1.05	0.38	1.08	0.39	0.00	0.26	0.90
40711	-1.96	55	49	0.45	0.92	-0.15	0.63	-0.46	0.00	0.36	1.09
40712	-2.82	61	58	0.61	0.99	0.16	0.49	-0.43	0.00	0.26	1.05
40713	-1.26	50	41	0.40	1.03	0.19	1.11	0.38	0.00	0.32	0.95
40714	-0.72	50	36	0.36	1.00	0.05	0.84	-0.39	0.00	0.49	1.04
40715	-0.60	55	38	0.34	0.96	-0.19	0.99	0.09	0.00	0.51	1.04
40716	-0.92	57	45	0.35	1.04	0.27	1.03	0.21	0.00	0.33	0.94
40717	-1.36	55	46	0.42	0.90	-0.30	1.34	0.75	0.00	0.47	1.03
40718	-0.69	46	38	0.42	0.93	-0.21	0.70	-0.50	0.00	0.43	1.11
40719	-0.85	55	42	0.36	1.00	0.06	1.08	0.33	0.00	0.45	0.98
40720	-0.91	55	43	0.36	1.32	1.63	2.06	2.02	0.00	0.14	0.43
40721	2.94	58	11	0.37	1.40	1.81	1.67	1.44	0.00	0.06	0.50
40722	-0.05	61	42	0.31	1.39	2.51	1.52	1.79	0.00	0.18	0.24
40723	-4.04	56	55	1.04	0.69	-0.08	0.08	-0.74	0.00	0.46	1.16
40724	-3.50	49	47	1.02	1.05	0.36	1.27	0.65	0.00	0.42	0.94
40725	0.00	50	50	0.00	1.00	0.00	1.00	0.00	0.00	0.00	1.00
40726	-2.24	54	49	0.53	1.32	0.94	6.51	3.31	-0.01	0.10	0.61
40727	0.00	55	55	0.00	1.00	0.00	1.00	0.00	0.00	0.00	1.00
40728	-4.18	54	53	1.03	1.08	0.39	1.09	0.53	0.00	0.06	0.94
40729	2.62	53	12	0.36	0.95	-0.18	0.98	0.06	0.00	0.42	1.04
40730	3.34	51	5	0.50	1.18	0.60	0.95	0.20	0.00	0.18	0.89

ItemID	Difficulty	n	Score	Error	IN.MSQ	IN.ZSTD	OUT.MSQ	OUT.ZSTD	Displace	PTME	Discrim
40731	0.99	54	27	0.31	1.32	2.32	1.46	2.04	0.00	0.28	0.19
40732	0.62	55	31	0.31	1.19	1.54	1.28	1.44	0.00	0.29	0.48
40733	0.06	54	35	0.32	1.08	0.62	1.20	0.84	0.00	0.37	0.77
40734	-0.89	51	40	0.39	1.41	1.64	1.43	1.07	0.00	0.19	0.57
40735	-0.41	55	40	0.34	1.30	1.62	1.32	1.04	0.00	0.21	0.57
40736	0.72	55	28	0.31	1.08	0.85	1.13	0.72	0.00	0.40	0.66
40737	-0.20	55	40	0.32	1.03	0.23	0.97	-0.05	0.00	0.30	0.97
40738	-0.77	52	41	0.37	0.80	-1.05	0.60	-1.12	0.00	0.51	1.30
40739	1.17	51	26	0.32	0.93	-0.52	0.83	-0.81	0.00	0.54	1.22
40740	0.94	54	25	0.31	1.01	0.11	0.93	-0.31	0.00	0.45	1.02
40741	-3.15	47	46	1.02	0.95	0.25	0.31	-0.32	0.00	0.24	1.07
40742	-1.83	55	50	0.49	1.06	0.29	0.67	-0.28	0.00	0.28	1.01
40743	-0.22	55	35	0.32	1.26	1.70	1.27	0.94	0.00	0.33	0.50
40744	-0.97	55	39	0.35	1.06	0.40	1.36	1.09	0.00	0.44	0.84
40745	-1.65	46	41	0.50	1.06	0.29	1.44	0.79	0.00	0.18	0.90
40746	0.00	50	50	0.00	1.00	0.00	1.00	0.00	0.00	0.00	1.00
40747	-3.48	54	52	0.79	0.55	-0.75	0.09	-0.75	-0.01	0.48	1.25
40748	-2.82	55	51	0.57	0.86	-0.23	0.42	-0.63	0.00	0.38	1.13
40749	-2.24	54	50	0.54	1.08	0.33	0.96	0.21	-0.01	0.15	0.95
40750	-2.80	55	51	0.66	0.95	0.06	0.45	-0.36	0.00	0.57	1.07
40751	2.69	45	11	0.38	1.25	1.20	1.72	1.76	0.00	0.17	0.60
40752	-0.14	64	44	0.30	1.09	0.71	1.02	0.18	0.00	0.35	0.85
40753	0.63	55	29	0.32	0.91	-0.61	0.89	-0.40	0.00	0.55	1.19
40754	4.06	56	5	0.51	1.07	0.32	0.86	0.03	0.00	0.28	0.97
40755	2.72	56	9	0.38	1.24	1.04	1.62	1.34	0.00	0.02	0.67
40756	2.44	54	9	0.39	1.04	0.24	1.27	0.80	0.00	0.20	0.90
40757	-0.93	55	45	0.40	0.92	-0.25	0.72	-0.39	0.00	0.49	1.10

ItemID	Difficulty	n	Score	Error	IN.MSQ	IN.ZSTD	OUT.MSQ	OUT.ZSTD	Displace	PTME	Discrim
40758	0.40	58	30	0.30	0.68	-2.85	0.58	-1.92	0.00	0.67	1.76
40759	0.17	57	30	0.30	0.95	-0.41	0.90	-0.50	0.00	0.50	1.16
40760	0.59	55	28	0.31	0.87	-1.05	0.77	-1.22	0.00	0.56	1.36
40761	0.02	56	33	0.32	0.91	-0.59	0.86	-0.50	0.00	0.55	1.18
40762	0.96	57	25	0.30	1.09	0.71	1.08	0.48	0.00	0.41	0.80
40763	0.45	52	30	0.31	0.80	-1.68	0.73	-1.56	0.00	0.61	1.53
40764	0.67	53	28	0.32	0.84	-1.18	0.74	-1.25	0.00	0.59	1.39
40765	-0.32	55	37	0.32	1.01	0.13	0.85	-0.50	0.00	0.47	1.04
40766	2.20	58	13	0.34	1.01	0.10	0.99	0.08	0.00	0.31	0.98
40767	-0.34	64	42	0.30	0.81	-1.64	0.64	-1.47	0.00	0.60	1.45
40768	-1.22	61	49	0.36	0.79	-1.07	0.57	-1.22	0.00	0.57	1.27
40769	-0.55	68	47	0.30	0.78	-1.53	0.64	-1.42	0.00	0.62	1.37
40770	-0.89	59	46	0.35	1.04	0.27	0.99	0.10	0.00	0.39	0.97
40771	-1.47	56	48	0.40	0.95	-0.10	0.90	-0.02	0.00	0.31	1.04
40772	2.24	50	14	0.35	0.92	-0.39	0.86	-0.39	0.00	0.50	1.13
40773	-0.77	57	47	0.39	0.68	-1.48	0.42	-1.43	0.00	0.63	1.35
40774	-1.08	61	48	0.34	0.91	-0.46	0.66	-0.85	-0.01	0.47	1.18
40775	0.50	59	33	0.30	0.77	-2.16	0.65	-1.91	0.00	0.64	1.62
40776	1.59	257	118	0.14	0.84	-3.25	0.76	-3.00	0.00	0.55	1.49
40777	0.36	59	32	0.30	0.83	-1.39	0.96	-0.11	0.00	0.55	1.34
40778	1.29	54	21	0.32	0.84	-1.23	0.75	-1.14	0.00	0.58	1.37
40779	1.09	55	23	0.31	0.98	-0.13	0.94	-0.29	0.00	0.45	1.08
40780	0.75	55	27	0.30	0.98	-0.17	0.98	-0.03	0.00	0.46	1.05
40781	-0.97	55	46	0.39	0.96	-0.08	0.89	-0.15	0.00	0.34	1.05
40782	1.03	56	24	0.30	0.81	-1.70	0.74	-1.58	0.00	0.56	1.53
40783	1.03	60	25	0.29	1.15	1.24	1.13	0.69	0.00	0.34	0.65
40784	0.53	286	189	0.14	0.87	-2.33	0.82	-1.93	0.00	0.51	1.30

ItemID	Difficulty	n	Score	Error	IN.MSQ	IN.ZSTD	OUT.MSQ	OUT.ZSTD	Displace	PTME	Discrim
40785	0.83	55	28	0.31	0.73	-2.44	0.64	-1.92	0.00	0.66	1.71
40786	1.21	66	24	0.29	1.06	0.48	1.02	0.17	0.00	0.43	0.90
40787	-1.31	54	46	0.40	0.83	-0.63	0.67	-0.59	0.00	0.41	1.18
40788	-0.41	51	36	0.35	0.89	-0.73	0.82	-0.50	-0.01	0.48	1.22
40789	0.05	51	32	0.32	1.02	0.19	0.97	-0.06	0.00	0.42	0.98
40790	-0.85	71	56	0.33	1.01	0.12	1.34	0.91	0.00	0.39	0.93
40791	-0.33	55	42	0.35	0.92	-0.36	0.73	-0.81	0.00	0.50	1.15
40792	-0.18	54	34	0.32	0.90	-0.82	0.90	-0.26	0.00	0.48	1.24
40793	-1.11	63	51	0.37	1.00	0.08	1.03	0.21	0.00	0.47	0.99
40794	-0.52	53	41	0.35	1.04	0.26	1.07	0.35	0.00	0.30	0.94
40795	-0.50	50	38	0.36	0.76	-1.36	0.57	-0.97	0.00	0.56	1.38
40796	-1.49	54	46	0.44	1.30	1.06	1.90	1.32	0.00	0.26	0.69
40797	-0.67	55	43	0.35	1.16	0.86	1.26	0.86	0.00	0.20	0.78
40798	-0.79	57	45	0.36	0.87	-0.66	0.64	-1.01	0.00	0.52	1.21
40799	-1.65	59	50	0.38	0.97	-0.05	0.95	0.01	0.00	0.34	1.03
40800	-0.82	48	39	0.42	0.95	-0.12	0.68	-0.65	0.00	0.52	1.10
40801	1.27	56	22	0.32	1.12	0.82	1.29	1.07	0.00	0.43	0.71
40802	0.82	56	29	0.30	1.06	0.59	1.04	0.32	0.00	0.39	0.83
40803	0.14	55	36	0.31	0.95	-0.39	0.86	-0.54	0.00	0.46	1.16
40804	1.07	54	24	0.32	0.92	-0.63	0.97	-0.06	0.00	0.53	1.15
40805	1.27	58	24	0.31	0.95	-0.33	0.88	-0.47	0.00	0.55	1.12
40806	0.54	50	32	0.33	1.02	0.19	1.26	1.05	0.00	0.38	0.85
40807	0.62	57	28	0.30	0.92	-0.74	0.90	-0.48	0.00	0.50	1.23
40808	-0.28	56	39	0.32	0.98	-0.10	0.89	-0.36	0.00	0.43	1.06
40809	0.49	51	30	0.32	0.92	-0.68	0.82	-0.90	0.00	0.49	1.29
40810	0.72	62	30	0.29	1.02	0.18	1.10	0.59	0.00	0.43	0.91
40811	2.86	54	8	0.41	0.92	-0.25	0.87	-0.11	0.00	0.37	1.07

ItemID	Difficulty	n	Score	Error	IN.MSQ	IN.ZSTD	OUT.MSQ	OUT.ZSTD	Displace	PTME	Discrim
40812	2.06	54	15	0.35	0.96	-0.16	1.33	0.97	0.00	0.47	0.99
40813	1.65	55	16	0.34	1.02	0.15	1.27	0.81	0.00	0.44	0.91
40814	2.18	264	76	0.15	1.00	0.03	0.97	-0.24	0.00	0.39	1.01
40815	1.86	50	16	0.35	0.99	-0.03	1.22	0.82	0.00	0.43	0.92
40816	0.86	55	25	0.31	1.21	1.55	1.21	1.04	0.00	0.36	0.54
40817	2.87	52	8	0.41	0.87	-0.44	1.12	0.40	0.00	0.32	1.06
40818	1.55	52	19	0.34	0.94	-0.38	1.09	0.42	0.00	0.47	1.05
40819	2.58	53	7	0.43	1.10	0.45	3.10	2.89	0.00	0.05	0.78
40820	-0.63	58	42	0.33	1.29	1.68	1.53	1.60	0.00	0.23	0.50
40821	1.83	56	15	0.33	1.40	2.44	2.44	3.44	0.00	0.01	0.03
40822	1.70	55	16	0.34	1.44	2.44	2.11	2.15	0.00	0.14	0.12
40823	1.70	58	17	0.32	0.92	-0.52	0.79	-0.77	0.00	0.50	1.18
40824	-0.13	256	200	0.16	1.09	1.04	1.15	0.95	0.00	0.25	0.86
40825	0.24	53	35	0.32	1.00	0.02	1.01	0.12	0.00	0.40	1.00
40826	-0.52	60	42	0.33	1.19	1.16	1.31	0.86	0.00	0.38	0.66
40827	0.90	56	25	0.30	1.11	0.87	1.63	2.84	0.00	0.33	0.58
40828	-1.55	58	49	0.43	1.27	1.05	2.69	2.24	0.00	0.28	0.62
40829	-1.05	58	46	0.34	0.96	-0.17	1.04	0.23	0.00	0.32	1.03
40830	-0.54	50	38	0.38	1.22	1.13	1.84	1.84	0.00	0.27	0.57
40831	0.16	57	28	0.31	0.83	-1.29	0.69	-1.28	0.00	0.63	1.39
40832	-0.22	48	34	0.36	1.09	0.56	1.05	0.25	0.00	0.41	0.86
40833	-2.30	59	54	0.50	0.92	-0.11	0.62	-0.34	0.00	0.37	1.07
40834	-0.76	54	40	0.34	0.89	-0.62	0.73	-0.74	0.00	0.49	1.21
40835	-0.81	55	43	0.36	0.86	-0.71	0.62	-1.00	0.00	0.52	1.24
40836	-0.21	55	36	0.33	0.90	-0.69	0.76	-0.80	0.00	0.56	1.24
40837	-1.23	58	48	0.39	0.72	-1.32	0.53	-1.05	-0.01	0.54	1.31
40838	0.66	57	34	0.30	0.93	-0.62	0.93	-0.29	0.00	0.46	1.19

ItemID	Difficulty	n	Score	Error	IN.MSQ	IN.ZSTD	OUT.MSQ	OUT.ZSTD	Displace	PTME	Discrim
40839	1.20	55	22	0.31	0.84	-1.30	0.74	-1.41	0.00	0.60	1.42
40840	0.82	57	27	0.30	1.12	1.03	1.08	0.51	0.00	0.37	0.72
40841	-0.79	54	42	0.36	0.78	-1.24	0.58	-1.09	0.00	0.54	1.34
40842	-1.64	59	51	0.40	0.94	-0.15	1.18	0.53	-0.01	0.30	1.00
40843	-1.50	59	53	0.46	0.90	-0.22	0.84	-0.08	-0.01	0.34	1.08
40844	-0.03	54	33	0.31	0.91	-0.69	0.86	-0.75	0.00	0.48	1.26
40845	-0.73	61	48	0.35	1.00	0.07	0.97	0.05	0.00	0.40	1.00
40846	-1.73	55	48	0.43	0.95	-0.10	0.74	-0.38	0.00	0.37	1.06
40847	-1.48	58	51	0.45	0.88	-0.27	0.61	-0.60	0.00	0.50	1.11
40848	-1.56	54	47	0.43	1.00	0.10	0.87	0.01	0.00	0.31	1.00
40849	-0.58	48	36	0.38	0.99	0.03	0.78	-0.24	0.00	0.46	1.06
40850	-2.04	57	51	0.49	1.05	0.25	0.63	-0.43	0.00	0.43	1.03
40851	-0.47	55	40	0.33	0.86	-1.00	0.78	-0.66	-0.01	0.44	1.29
40852	-0.17	61	40	0.30	0.96	-0.25	1.05	0.30	0.00	0.47	1.04
40853	1.59	55	15	0.35	1.02	0.18	1.08	0.36	0.00	0.46	0.95
40854	-0.09	53	30	0.30	0.98	-0.18	0.98	-0.05	0.00	0.40	1.07
40855	0.59	59	33	0.30	0.99	-0.04	0.89	-0.44	0.00	0.48	1.07
40856	1.44	57	20	0.30	1.30	2.32	1.66	3.02	0.00	0.02	0.10
40857	1.45	61	21	0.31	1.36	2.25	1.89	2.95	0.00	0.22	0.30
40858	2.99	51	9	0.40	0.93	-0.23	0.96	0.06	0.00	0.44	1.06
40859	0.94	57	28	0.30	0.95	-0.37	0.87	-0.64	0.00	0.49	1.17
40860	-0.97	55	43	0.37	1.17	0.90	2.92	2.96	0.00	0.24	0.63
40861	0.83	54	29	0.33	0.88	-0.81	0.81	-0.84	0.00	0.61	1.26
40862	-1.14	51	41	0.39	0.74	-1.23	0.54	-1.19	0.00	0.57	1.31
40863	-1.35	49	40	0.42	1.20	0.87	1.51	1.01	0.00	0.30	0.75
40864	-0.36	54	38	0.33	1.01	0.13	0.91	-0.32	0.00	0.38	1.02
40865	-0.21	54	38	0.34	1.11	0.70	0.99	0.07	0.00	0.39	0.86

ItemID	Difficulty	n	Score	Error	IN.MSQ	IN.ZSTD	OUT.MSQ	OUT.ZSTD	Displace	PTME	Discrim
40866	0.01	59	38	0.29	0.90	-0.87	0.79	-1.24	0.00	0.50	1.32
40867	1.09	57	23	0.30	0.87	-1.03	0.83	-0.87	0.00	0.50	1.32
40868	-2.93	49	47	0.74	0.87	-0.01	0.33	-0.38	0.00	0.32	1.10
40869	1.52	57	20	0.33	1.33	1.88	1.81	2.65	0.00	0.30	0.35
40870	-3.43	58	57	1.02	1.05	0.36	1.77	0.92	0.00	-0.01	0.93
40871	-0.70	46	38	0.43	0.85	-0.52	0.81	-0.21	0.00	0.47	1.13
40872	-2.27	47	44	0.62	0.93	0.01	0.51	-0.26	0.00	0.29	1.08
40873	-1.71	44	40	0.55	1.09	0.35	1.21	0.51	0.00	0.15	0.91
40874	-0.09	57	37	0.31	1.01	0.12	0.97	-0.02	0.00	0.41	0.98
40875	-1.62	56	47	0.43	0.83	-0.59	0.57	-0.37	0.00	0.55	1.18
40876	-2.42	51	48	0.61	1.01	0.19	0.87	0.16	0.00	0.18	1.00
40877	0.00	58	58	0.00	1.00	0.00	1.00	0.00	0.00	0.00	1.00
40878	-0.68	54	40	0.36	0.90	-0.46	0.68	-0.73	0.00	0.57	1.17
40879	-0.17	56	37	0.32	0.97	-0.18	1.01	0.13	0.00	0.46	1.04
40880	-0.72	55	42	0.35	1.03	0.21	0.98	0.07	0.00	0.35	0.96
40881	-0.28	62	41	0.32	0.92	-0.54	0.80	-0.55	0.00	0.57	1.16
40882	0.63	52	28	0.31	0.95	-0.40	0.92	-0.31	0.00	0.49	1.15
40883	1.72	56	19	0.31	0.98	-0.13	0.88	-0.44	0.00	0.43	1.09
40884	0.26	43	26	0.35	1.05	0.37	0.99	0.05	0.00	0.43	0.91
40885	1.27	53	21	0.33	0.92	-0.48	0.94	-0.07	0.00	0.51	1.13
40886	0.12	55	35	0.31	0.87	-1.02	0.77	-1.09	0.00	0.54	1.34
40887	-2.78	58	56	0.74	1.10	0.36	0.78	0.14	-0.01	0.14	0.96
40888	-1.13	54	41	0.36	1.07	0.44	1.46	1.23	0.00	0.35	0.82
40889	-1.34	60	49	0.36	0.97	-0.06	0.85	-0.15	-0.01	0.38	1.04
40890	-0.55	55	42	0.35	0.90	-0.50	0.76	-0.75	0.00	0.50	1.16
40891	-0.97	55	43	0.39	0.86	-0.59	0.67	-0.73	0.00	0.59	1.17
40892	1.47	54	19	0.32	1.14	1.04	1.30	1.32	0.00	0.28	0.62

ItemID	Difficulty	n	Score	Error	IN.MSQ	IN.ZSTD	OUT.MSQ	OUT.ZSTD	Displace	PTME	Discrim
40893	-3.49	49	48	1.02	1.01	0.32	0.48	0.01	0.00	0.16	1.02
40894	-1.49	61	50	0.38	0.93	-0.21	0.77	-0.30	0.00	0.47	1.08
40895	-2.78	55	50	0.55	0.88	-0.18	0.45	-0.47	0.00	0.52	1.12
40896	-1.06	52	44	0.41	0.83	-0.65	0.78	-0.27	0.00	0.45	1.16
40897	-0.61	53	40	0.34	1.20	1.16	1.19	0.59	0.00	0.19	0.67
40898	-1.61	51	44	0.44	0.89	-0.32	0.64	-0.56	0.00	0.46	1.13
40899	-1.43	55	46	0.42	1.08	0.43	0.83	-0.03	-0.01	0.41	0.94
40900	-2.02	50	46	0.54	0.87	-0.20	0.42	-0.82	-0.01	0.39	1.14
40901	1.78	53	17	0.33	1.17	1.12	1.17	0.77	0.00	0.29	0.69
40902	2.41	56	13	0.36	1.40	1.93	1.85	1.95	0.00	0.13	0.41
40903	-2.20	54	49	0.56	0.87	-0.16	0.55	-0.51	0.00	0.53	1.09
40904	-1.48	57	50	0.43	0.93	-0.15	0.66	-0.41	0.00	0.36	1.09
40905	-0.97	55	44	0.37	0.75	-1.34	0.51	-1.38	0.00	0.61	1.34
40906	-0.98	55	42	0.35	0.89	-0.58	0.74	-0.67	0.00	0.51	1.18
40907	2.01	53	16	0.34	1.41	2.20	1.64	2.16	0.00	0.13	0.31
40908	-0.55	55	36	0.33	1.38	2.44	1.38	1.20	0.00	0.29	0.25
40909	0.97	55	24	0.31	1.19	1.42	1.49	2.16	0.00	0.31	0.47
40910	0.17	56	34	0.31	1.08	0.63	1.29	1.41	0.00	0.36	0.76
40911	2.02	61	16	0.32	1.13	0.83	1.65	2.00	0.00	0.26	0.70
40912	-1.52	261	239	0.23	0.86	-0.77	0.69	-0.98	0.00	0.38	1.10
40913	-0.45	47	37	0.38	0.83	-0.82	0.61	-0.98	0.00	0.51	1.27
40914	-1.54	54	49	0.50	0.79	-0.52	0.89	0.09	-0.01	0.41	1.12
40915	-1.45	58	49	0.39	0.79	-0.87	0.57	-1.08	0.00	0.47	1.23
40916	-1.65	55	46	0.41	0.82	-0.66	0.68	-0.63	0.00	0.52	1.16
40917	1.83	62	20	0.30	1.07	0.52	1.07	0.38	0.00	0.37	0.87
40918	1.30	48	20	0.33	1.18	1.37	1.30	1.43	0.00	0.28	0.48
40919	-2.97	54	52	0.73	0.97	0.17	0.63	-0.13	0.00	0.23	1.03

ItemID	Difficulty	n	Score	Error	IN.MSQ	IN.ZSTD	OUT.MSQ	OUT.ZSTD	Displace	PTME	Discrim
40920	-2.64	57	53	0.61	0.97	0.10	1.16	0.46	0.00	0.39	0.99
40921	-1.65	53	46	0.43	0.92	-0.19	0.74	-0.33	0.00	0.36	1.08
40922	-1.28	54	45	0.40	0.89	-0.44	0.80	-0.25	0.00	0.44	1.11
40923	-1.05	54	44	0.39	0.79	-0.88	0.63	-0.94	0.00	0.55	1.23
40924	-0.78	54	43	0.39	0.89	-0.44	0.62	-0.76	0.00	0.54	1.17
40925	-0.56	56	43	0.35	1.15	0.86	1.28	0.93	0.00	0.27	0.77
40926	-0.27	266	211	0.17	0.92	-0.81	0.88	-0.67	0.00	0.45	1.09
40927	0.00	48	30	0.34	0.90	-0.74	0.82	-0.68	0.00	0.50	1.28
40928	1.49	54	19	0.32	1.37	2.49	1.84	3.05	0.00	0.09	0.07
40929	2.42	58	11	0.37	1.30	1.34	1.66	1.40	0.00	0.15	0.63
40930	0.28	47	26	0.34	1.01	0.10	1.06	0.35	0.00	0.45	0.94
40931	2.45	50	12	0.38	0.94	-0.24	1.41	1.00	0.00	0.46	0.99
40932	1.79	55	14	0.34	1.12	0.71	1.49	1.54	0.00	0.27	0.74
40933	-2.52	243	235	0.38	0.82	-0.48	0.37	-1.40	0.00	0.36	1.10
40934	0.53	58	31	0.31	1.27	2.06	1.64	2.76	0.00	0.30	0.22
40935	-0.31	64	45	0.32	0.86	-0.95	0.82	-0.61	0.00	0.57	1.22
40936	-0.65	52	39	0.36	1.10	0.59	1.00	0.11	0.00	0.37	0.90
40937	0.95	50	23	0.32	0.93	-0.51	0.90	-0.26	0.00	0.48	1.18
40938	0.37	287	202	0.14	0.90	-1.64	0.84	-1.21	0.00	0.49	1.19
40939	1.02	52	24	0.32	0.92	-0.57	0.99	0.02	0.00	0.52	1.13
40940	0.45	57	28	0.29	1.05	0.50	1.05	0.41	0.00	0.35	0.83
40941	-1.78	55	48	0.44	1.19	0.69	1.06	0.28	0.00	0.22	0.88
40942	1.79	49	16	0.35	0.84	-0.99	0.71	-1.01	0.00	0.58	1.33
40943	0.09	58	37	0.31	0.86	-1.11	0.76	-1.07	0.00	0.57	1.34
40944	2.86	50	9	0.41	1.50	1.90	2.05	1.68	0.00	0.06	0.41
40945	-0.37	51	35	0.34	0.87	-0.81	0.70	-0.90	0.00	0.57	1.27
40946	1.50	62	23	0.29	0.97	-0.20	0.96	-0.13	0.00	0.45	1.07

ItemID	Difficulty	n	Score	Error	IN.MSQ	IN.ZSTD	OUT.MSQ	OUT.ZSTD	Displace	PTME	Discrim
40947	0.77	56	25	0.31	1.09	0.74	1.14	0.71	0.00	0.40	0.75
40948	1.97	55	13	0.35	0.89	-0.55	2.04	2.39	0.00	0.38	0.96
40949	-0.02	56	36	0.31	0.99	-0.04	0.89	-0.44	0.00	0.47	1.06
40950	1.36	54	19	0.34	1.16	0.96	1.25	0.91	0.00	0.44	0.71
40951	-2.10	56	52	0.55	0.88	-0.20	1.68	0.93	0.00	0.28	1.03
40952	-1.16	61	50	0.36	0.83	-0.79	1.06	0.27	0.00	0.42	1.13
40953	0.66	62	36	0.29	1.00	0.07	1.30	1.18	0.00	0.44	0.89
40954	1.32	55	21	0.30	1.02	0.24	1.00	0.05	0.00	0.38	0.94
40955	-0.24	56	42	0.34	0.92	-0.48	0.73	-0.64	-0.01	0.46	1.18
40956	-0.24	51	34	0.35	0.87	-0.78	0.97	0.04	0.00	0.54	1.19
40957	-1.39	52	45	0.43	0.82	-0.57	0.78	-0.37	0.00	0.48	1.15
40958	0.77	252	158	0.14	0.94	-1.14	0.90	-1.00	0.00	0.47	1.16
40959	0.40	74	43	0.26	1.12	1.34	1.43	2.18	-0.01	0.32	0.48
40960	1.74	54	18	0.32	0.89	-0.82	0.74	-0.81	0.00	0.45	1.32
40961	-2.41	56	51	0.57	1.44	1.01	1.32	0.63	0.00	0.31	0.77
40962	-0.79	55	42	0.34	1.03	0.25	0.92	-0.14	0.00	0.33	0.98
40963	-0.78	59	45	0.33	0.95	-0.23	0.82	-0.39	0.00	0.42	1.09
40964	-0.78	50	38	0.37	0.98	-0.01	0.78	-0.28	0.00	0.44	1.07
40965	-0.31	54	38	0.34	0.90	-0.64	0.95	0.00	0.00	0.49	1.13
40966	-0.42	50	36	0.37	1.17	0.92	1.23	0.65	0.00	0.39	0.74
40967	1.69	55	19	0.33	0.86	-0.87	1.15	0.64	0.00	0.57	1.15
40968	1.63	55	19	0.32	1.14	1.02	1.25	1.09	0.00	0.32	0.67
40969	2.10	57	17	0.33	1.14	0.91	1.30	1.15	0.00	0.32	0.72
40970	2.22	55	11	0.38	1.00	0.05	1.11	0.40	0.00	0.42	0.98
40971	0.02	60	41	0.31	1.21	1.56	1.30	1.17	0.00	0.25	0.52
40972	0.31	51	31	0.33	1.18	1.46	1.67	1.98	0.00	0.32	0.41
40973	0.99	50	22	0.32	0.98	-0.15	2.35	4.17	0.00	0.38	0.76

ItemID	Difficulty	n	Score	Error	IN.MSQ	IN.ZSTD	OUT.MSQ	OUT.ZSTD	Displace	PTME	Discrim
40974	1.64	52	19	0.34	1.38	2.27	2.11	3.38	0.00	0.27	0.15
40975	2.31	56	14	0.34	1.19	1.05	1.85	2.47	0.00	0.19	0.61
40976	1.81	54	16	0.34	0.90	-0.59	0.85	-0.47	0.00	0.53	1.16
40977	0.73	47	23	0.33	1.22	1.61	1.23	1.04	0.00	0.30	0.41
40978	1.17	49	20	0.32	1.16	1.37	1.25	1.15	0.00	0.29	0.42
40979	1.07	51	25	0.33	1.33	2.26	1.97	2.26	0.00	0.32	0.13
40980	1.35	57	23	0.31	1.04	0.36	1.07	0.32	0.00	0.42	0.88
40981	1.12	55	21	0.31	1.04	0.40	1.00	0.08	0.00	0.40	0.92
40982	1.06	58	23	0.29	0.99	-0.01	0.94	-0.35	0.00	0.41	1.05
40983	0.44	245	160	0.15	0.97	-0.46	0.94	-0.50	0.00	0.42	1.07
40984	1.49	56	18	0.32	0.94	-0.33	0.92	-0.24	0.00	0.48	1.09
40985	1.60	49	17	0.34	1.01	0.11	0.89	-0.36	0.00	0.45	1.03
40986	1.32	55	21	0.31	1.07	0.52	1.24	1.13	0.00	0.39	0.81
40987	1.82	48	16	0.38	0.81	-1.01	0.72	-0.70	0.00	0.62	1.28
40988	-1.93	61	53	0.45	1.11	0.43	0.70	-0.39	0.00	0.50	0.99
40989	-1.55	243	222	0.24	0.98	-0.06	0.83	-0.40	0.00	0.34	1.04
40990	-0.92	56	43	0.36	1.00	0.07	0.87	-0.12	-0.01	0.45	1.02
40991	-1.55	56	49	0.42	0.97	-0.03	0.65	-0.60	0.00	0.36	1.07
40992	-0.33	55	38	0.33	0.82	-1.20	0.69	-1.05	0.00	0.55	1.35
40993	0.02	68	45	0.28	1.08	0.74	1.02	0.16	0.00	0.34	0.83
40994	0.00	58	39	0.31	0.84	-1.28	0.67	-1.28	-0.01	0.54	1.41
40995	0.08	48	31	0.33	0.92	-0.60	0.84	-0.74	0.00	0.46	1.24
40996	0.56	56	30	0.30	0.78	-2.11	0.68	-1.82	0.00	0.62	1.66
40997	1.27	56	20	0.32	0.98	-0.08	1.06	0.33	0.00	0.49	1.00
40998	0.54	56	30	0.30	0.86	-1.29	0.76	-0.63	0.00	0.54	1.43
40999	-0.03	55	38	0.33	1.01	0.10	0.89	-0.31	0.00	0.43	1.03
41000	-0.39	47	34	0.36	0.97	-0.11	0.89	-0.09	0.00	0.43	1.06

ItemID	Difficulty	n	Score	Error	IN.MSQ	IN.ZSTD	OUT.MSQ	OUT.ZSTD	Displace	PTME	Discrim
41001	0.31	59	33	0.29	0.96	-0.30	0.93	-0.33	0.00	0.43	1.12
41002	0.79	56	30	0.31	1.21	1.62	1.24	1.25	0.00	0.32	0.46
41003	0.85	51	25	0.33	1.30	2.09	1.41	1.21	0.00	0.36	0.26
41004	0.63	55	26	0.32	1.15	1.20	1.20	0.64	0.00	0.41	0.59
41005	0.87	54	25	0.30	1.12	1.15	1.12	0.72	0.00	0.30	0.60
41006	0.89	61	30	0.29	1.15	1.34	1.20	1.17	0.00	0.33	0.56
41007	1.01	61	27	0.30	0.95	-0.41	0.92	-0.22	0.00	0.51	1.12
41008	0.56	55	30	0.31	1.28	2.15	1.29	1.62	0.00	0.26	0.30
41009	1.03	55	26	0.32	1.11	0.86	1.14	0.71	0.00	0.43	0.75
41010	0.00	67	67	0.00	1.00	0.00	1.00	0.00	0.00	0.00	1.00
41011	-2.95	57	54	0.63	0.87	-0.11	0.52	-0.25	0.00	0.36	1.08
41012	0.00	62	62	0.00	1.00	0.00	1.00	0.00	0.00	0.00	1.00
41013	0.00	56	56	0.00	1.00	0.00	1.00	0.00	0.00	0.00	1.00
41014	-2.49	53	48	0.54	1.26	0.73	2.10	1.29	0.00	0.25	0.80
41015	0.00	55	55	0.00	1.00	0.00	1.00	0.00	0.00	0.00	1.00
41016	0.00	68	68	0.00	1.00	0.00	1.00	0.00	0.00	0.00	1.00
41017	-2.40	71	66	0.48	1.16	0.54	2.03	1.33	0.00	0.08	0.86
41018	-2.27	53	48	0.53	0.72	-0.68	0.33	-0.95	0.00	0.51	1.22
41019	-1.57	54	47	0.44	0.90	-0.24	0.70	-0.33	0.00	0.40	1.09
41020	-1.63	70	61	0.38	0.95	-0.13	0.65	-0.58	0.00	0.36	1.09
41021	-1.43	51	44	0.43	1.14	0.58	2.46	2.03	0.00	0.11	0.76
41022	-1.37	52	44	0.42	0.86	-0.47	0.66	-0.35	0.00	0.42	1.15
41023	-2.00	55	49	0.50	1.04	0.22	0.61	-0.35	-0.01	0.48	1.03
41024	-0.73	56	45	0.36	1.14	0.73	1.71	1.72	0.00	0.17	0.74
41025	-1.41	50	41	0.42	0.78	-0.84	0.52	-1.02	0.00	0.57	1.25
41026	-1.33	60	51	0.41	1.11	0.51	1.17	0.47	-0.01	0.33	0.87
41027	1.11	55	21	0.31	1.12	0.97	1.14	0.75	0.00	0.36	0.72

ItemID	Difficulty	n	Score	Error	IN.MSQ	IN.ZSTD	OUT.MSQ	OUT.ZSTD	Displace	PTME	Discrim
41028	0.52	73	39	0.25	0.98	-0.22	1.01	0.13	0.00	0.39	1.05
41029	4.31	58	6	0.66	0.94	0.08	2.81	1.57	0.00	0.57	0.90
41030	0.15	57	34	0.31	1.18	1.44	1.51	1.85	0.00	0.31	0.46
41031	0.26	53	33	0.32	0.95	-0.41	0.85	-0.64	0.00	0.47	1.18
41032	0.59	61	36	0.29	1.06	0.59	1.17	0.96	0.00	0.33	0.75
41033	0.55	54	30	0.31	1.01	0.12	1.00	0.05	0.00	0.44	0.98
41034	0.39	53	33	0.32	0.99	-0.01	0.90	-0.40	0.00	0.48	1.06
41035	1.45	56	20	0.33	1.13	0.93	1.14	0.57	0.00	0.44	0.76
41036	2.22	44	14	0.38	1.32	1.67	1.99	2.33	0.00	0.25	0.33
41037	1.86	53	14	0.34	1.11	0.69	1.41	1.24	0.00	0.27	0.75
41038	1.55	55	17	0.33	1.35	1.93	1.68	2.38	0.00	0.21	0.38
41039	1.74	63	18	0.30	1.09	0.67	1.03	0.20	0.00	0.31	0.86
41040	2.47	57	16	0.36	1.24	1.25	2.52	3.00	0.00	0.39	0.52
41041	1.51	52	18	0.33	1.25	1.65	1.21	0.64	0.00	0.32	0.51
41042	1.96	55	14	0.35	1.22	1.22	1.58	1.63	0.00	0.27	0.60
41043	-2.10	47	43	0.55	1.01	0.15	0.96	0.20	0.00	0.25	0.99
41044	-1.06	54	45	0.39	1.02	0.15	0.77	-0.46	0.00	0.32	1.03
41045	-1.29	71	60	0.36	0.92	-0.30	0.64	-0.80	0.00	0.47	1.12
41046	-3.35	49	48	1.02	0.86	0.15	0.19	-0.48	0.00	0.29	1.11
41047	-2.61	54	51	0.61	0.95	0.06	0.48	-0.28	0.00	0.25	1.07
41048	-2.59	55	52	0.62	0.93	0.01	0.56	-0.19	0.00	0.28	1.06
41049	-1.66	54	49	0.49	0.84	-0.36	0.64	-0.23	0.00	0.37	1.12
41050	-1.68	3049	2676	0.06	0.91	-2.41	0.78	-2.81	0.00	0.41	1.09
41051	0.35	73	41	0.26	0.97	-0.24	0.89	-0.55	0.00	0.46	1.12
41052	-0.22	59	39	0.31	0.89	-0.74	0.85	-0.47	0.00	0.51	1.20
41053	-0.18	54	37	0.33	0.98	-0.06	0.94	-0.18	0.00	0.44	1.04
41054	0.65	56	31	0.31	0.82	-1.51	0.73	-1.13	0.00	0.60	1.43

ItemID	Difficulty	n	Score	Error	IN.MSQ	IN.ZSTD	OUT.MSQ	OUT.ZSTD	Displace	PTME	Discrim
41055	0.29	61	33	0.28	0.81	-2.05	0.76	-1.60	0.00	0.54	1.66
41056	0.26	54	32	0.31	0.95	-0.41	0.84	-0.57	0.00	0.48	1.19
41057	-0.16	55	39	0.33	0.85	-1.07	0.69	-1.04	0.00	0.50	1.34
41058	-0.37	54	34	0.32	0.82	-1.39	0.70	-1.19	0.00	0.59	1.42
41059	0.40	58	35	0.30	0.95	-0.42	0.86	-0.61	0.00	0.47	1.18
41060	0.68	57	32	0.30	0.89	-0.96	0.87	-0.51	0.00	0.51	1.30
41061	-0.44	56	43	0.35	0.78	-1.27	0.58	-0.92	0.00	0.55	1.34
41062	0.15	55	35	0.31	0.75	-2.35	0.71	-1.68	0.00	0.55	1.72
41063	0.34	54	31	0.31	0.80	-1.75	0.72	-1.52	0.00	0.60	1.54
41064	-1.39	55	49	0.46	0.94	-0.08	0.49	-0.77	0.00	0.41	1.11
41065	-1.21	50	43	0.43	0.95	-0.10	0.76	-0.16	0.00	0.32	1.08
41066	-0.30	55	37	0.31	0.94	-0.52	0.79	-0.57	0.00	0.45	1.21
41067	-1.21	54	43	0.39	0.77	-1.06	0.78	-0.30	0.00	0.55	1.24
41068	-0.73	46	36	0.40	0.82	-0.76	0.71	-0.51	0.00	0.55	1.21
41069	-0.68	59	42	0.33	1.12	0.79	0.93	-0.14	0.00	0.41	0.88
41070	-0.99	63	50	0.34	1.05	0.34	0.97	0.07	-0.01	0.35	0.95
41071	-1.22	51	43	0.43	0.81	-0.64	0.54	-0.69	0.00	0.51	1.21
41072	-0.97	54	43	0.36	0.96	-0.15	0.85	-0.27	-0.01	0.37	1.07
41073	-1.13	62	51	0.36	0.89	-0.46	0.93	-0.07	0.00	0.44	1.10
41074	-0.99	56	46	0.37	1.00	0.07	0.85	-0.18	0.00	0.32	1.02
41075	-0.20	54	39	0.33	0.92	-0.49	0.79	-0.70	0.00	0.46	1.18
41076	-0.98	58	44	0.35	0.89	-0.53	0.76	-0.68	0.00	0.54	1.16
41077	0.53	55	31	0.30	1.06	0.56	0.99	-0.01	0.00	0.40	0.88
41078	0.97	73	32	0.27	0.74	-2.50	0.65	-2.36	0.00	0.67	1.62
41079	-0.40	62	41	0.31	0.83	-1.27	0.77	-1.08	0.00	0.55	1.32
41080	0.43	70	40	0.27	0.97	-0.29	0.93	-0.36	0.00	0.47	1.11
41081	0.13	52	33	0.32	1.06	0.47	0.94	-0.24	0.00	0.40	0.94

ItemID	Difficulty	n	Score	Error	IN.MSQ	IN.ZSTD	OUT.MSQ	OUT.ZSTD	Displace	PTME	Discrim
41082	1.97	55	12	0.36	1.08	0.47	1.81	1.90	0.00	0.32	0.83
41083	1.16	55	22	0.31	1.03	0.28	1.03	0.22	0.00	0.39	0.92
41084	2.13	262	85	0.14	1.01	0.11	0.99	-0.08	0.00	0.40	0.99
41085	0.18	62	38	0.30	0.97	-0.19	1.16	0.77	0.00	0.46	1.00
41086	1.67	3042	1007	0.04	1.10	5.00	1.27	6.86	0.00	0.37	0.77
41087	0.22	56	33	0.31	1.17	1.32	1.32	1.65	0.00	0.30	0.55
41088	2.43	55	13	0.36	0.92	-0.37	1.19	0.65	0.00	0.45	1.03
41089	-1.44	58	49	0.41	1.06	0.31	1.56	1.11	0.00	0.36	0.90
41090	0.31	53	32	0.31	0.85	-1.28	0.76	-0.99	0.00	0.52	1.45
41091	-0.67	67	52	0.32	0.78	-1.43	0.59	-1.05	-0.01	0.53	1.34
41092	0.56	49	28	0.33	0.77	-2.36	0.69	-1.60	0.00	0.57	1.90
41093	-0.89	46	36	0.39	0.74	-1.34	0.52	-1.22	0.00	0.61	1.37
41094	1.13	53	20	0.32	1.11	0.86	1.24	1.12	0.00	0.34	0.69
41095	-0.54	49	37	0.37	0.71	-1.64	0.65	-1.26	0.00	0.56	1.40
41096	-0.01	56	33	0.30	1.10	0.95	1.15	0.93	0.00	0.30	0.69
41097	-0.19	55	36	0.33	0.76	-1.71	0.60	-1.49	0.00	0.62	1.49
41098	1.42	54	21	0.32	0.85	-1.08	0.82	-0.45	0.00	0.56	1.30
41099	-0.31	66	51	0.32	0.83	-1.03	0.70	-1.02	-0.01	0.52	1.24
41100	0.37	53	31	0.31	1.20	1.62	1.36	1.65	0.00	0.28	0.39
41151	-1.30	55	47	0.41	1.06	0.34	0.83	-0.14	0.00	0.29	0.97
41152	-1.10	55	46	0.39	0.99	0.04	1.18	0.51	0.00	0.31	0.96
41153	0.92	51	22	0.33	0.77	-1.77	0.68	-1.54	0.00	0.63	1.53
41154	-0.89	54	43	0.37	1.10	0.54	0.92	-0.03	-0.01	0.33	0.92
41155	-0.65	54	41	0.35	1.06	0.36	0.88	-0.19	0.00	0.40	0.97
41156	-1.65	57	50	0.43	0.83	-0.60	0.45	-0.80	0.00	0.46	1.20
41157	-1.34	57	49	0.42	0.81	-0.63	0.58	-0.95	0.00	0.50	1.18
41158	-1.19	54	44	0.39	0.92	-0.29	0.72	-0.44	0.00	0.46	1.11

ItemID	Difficulty	n	Score	Error	IN.MSQ	IN.ZSTD	OUT.MSQ	OUT.ZSTD	Displace	PTME	Discrim
41159	-1.54	54	46	0.41	0.81	-0.71	0.48	-1.19	-0.01	0.54	1.23
41160	0.78	54	28	0.30	0.98	-0.20	0.99	-0.01	0.00	0.39	1.07
41161	0.86	55	25	0.31	1.23	1.86	1.40	1.78	0.00	0.28	0.37
41162	1.37	58	23	0.30	1.26	2.04	1.58	2.76	0.00	0.17	0.23
41163	2.48	55	12	0.36	1.09	0.49	1.05	0.26	0.00	0.31	0.90
41164	1.38	65	26	0.30	0.84	-1.26	0.74	-1.23	0.00	0.60	1.35
41165	1.00	51	22	0.32	0.94	-0.48	0.85	-0.52	0.00	0.50	1.20
41166	1.16	53	22	0.32	1.01	0.13	0.98	-0.03	0.00	0.46	0.99
41167	-1.77	67	59	0.41	0.92	-0.22	0.80	-0.23	0.00	0.41	1.08
41168	-0.94	54	44	0.38	0.92	-0.28	0.87	-0.28	0.00	0.39	1.09
41169	0.30	55	31	0.30	1.19	1.68	1.40	1.83	0.00	0.22	0.32
41170	-2.92	57	55	0.73	0.95	0.13	0.43	-0.43	0.00	0.25	1.06
41171	1.44	55	21	0.32	1.05	0.38	1.09	0.50	0.00	0.42	0.88
41172	1.02	55	27	0.30	1.10	0.87	1.10	0.71	0.00	0.35	0.71
41173	2.41	52	10	0.37	1.26	1.23	3.26	3.90	0.00	-0.09	0.47
41174	-2.89	58	55	0.62	0.92	-0.02	0.37	-0.52	-0.01	0.34	1.10
41175	1.10	55	23	0.32	0.98	-0.10	1.00	0.05	0.00	0.51	1.02
41176	-1.36	54	46	0.43	1.04	0.24	0.96	0.07	0.00	0.40	0.98
41177	3.14	52	8	0.46	1.24	0.86	1.52	0.90	0.00	0.35	0.76
41178	2.53	59	11	0.36	1.15	0.78	4.08	3.76	0.00	0.08	0.60
41179	1.08	56	23	0.30	0.90	-0.95	0.79	-0.88	0.00	0.50	1.37
41180	0.99	55	26	0.31	1.22	1.65	1.21	1.07	0.00	0.36	0.52
41181	0.24	55	31	0.32	1.02	0.23	0.96	-0.08	0.00	0.49	0.97
41182	1.29	55	20	0.30	0.90	-0.78	0.91	-0.52	0.00	0.48	1.23
41183	0.52	57	27	0.29	1.18	1.66	1.25	1.51	0.00	0.25	0.41
41184	-1.10	55	46	0.39	1.09	0.46	0.98	0.12	-0.01	0.25	0.92
41185	-0.12	58	38	0.30	0.94	-0.44	0.86	-0.60	0.00	0.47	1.17

ItemID	Difficulty	n	Score	Error	IN.MSQ	IN.ZSTD	OUT.MSQ	OUT.ZSTD	Displace	PTME	Discrim
41186	1.98	261	98	0.14	0.96	-0.71	0.92	-0.85	0.00	0.45	1.11
41187	2.23	55	14	0.36	1.32	1.53	1.58	1.55	0.00	0.28	0.56
41188	1.57	55	18	0.34	0.97	-0.09	2.28	3.08	0.00	0.47	0.87
41189	1.41	57	23	0.30	0.98	-0.12	0.88	-0.52	0.00	0.48	1.09
41190	2.16	55	16	0.34	0.97	-0.14	0.87	-0.40	0.00	0.49	1.07
41191	1.21	55	23	0.30	0.87	-1.13	0.78	-1.16	0.00	0.54	1.40
41192	2.28	51	11	0.38	1.14	0.70	1.56	1.25	0.00	0.28	0.75
41193	-0.34	55	40	0.33	0.92	-0.45	0.82	-0.61	0.00	0.46	1.15
41194	-2.12	59	53	0.49	0.83	-0.37	0.64	-0.39	0.00	0.52	1.12
41195	0.10	50	31	0.32	0.96	-0.24	0.91	-0.45	0.00	0.47	1.11
41196	1.17	70	28	0.27	1.07	0.61	1.20	1.05	0.00	0.38	0.79
41197	-0.28	55	39	0.34	0.94	-0.31	0.91	-0.13	0.00	0.50	1.09
41198	-1.63	55	48	0.44	1.00	0.09	0.65	-0.38	-0.01	0.36	1.05
41199	0.14	70	45	0.28	0.93	-0.61	0.94	-0.23	0.00	0.47	1.15
41200	-0.49	56	41	0.33	1.01	0.12	0.94	-0.11	0.00	0.39	1.00
4G11	0.53	230	161	0.16	1.13	1.81	1.21	1.54	0.00	0.28	0.73
4G110	-0.42	113	95	0.28	0.90	-0.50	0.69	-1.01	0.00	0.41	1.13
4G111	2.16	100	35	0.23	0.99	-0.10	0.93	-0.41	0.00	0.44	1.05
4G112	0.51	94	66	0.24	1.10	0.92	1.06	0.37	0.00	0.28	0.82
4G113	0.08	111	88	0.25	0.90	-0.74	0.75	-0.96	0.00	0.42	1.16
4G114	-0.56	122	102	0.26	1.09	0.62	1.05	0.27	0.00	0.21	0.91
4G115	-0.04	93	67	0.25	1.01	0.15	0.98	-0.03	0.00	0.31	0.99
4G116	3.14	98	19	0.28	1.21	1.27	1.69	2.45	0.00	0.08	0.68
4G117	-0.71	101	88	0.31	0.89	-0.50	0.75	-0.65	0.00	0.39	1.11
4G118	0.38	116	75	0.21	1.00	-0.01	1.01	0.15	0.00	0.33	1.00
4G119	0.41	113	82	0.23	1.32	2.81	1.49	2.66	0.00	0.01	0.38
4G12	-0.08	232	185	0.18	0.98	-0.22	0.86	-0.65	0.00	0.37	1.05

ItemID	Difficulty	n	Score	Error	IN.MSQ	IN.ZSTD	OUT.MSQ	OUT.ZSTD	Displace	PTME	Discrim
4G120	-0.21	98	79	0.27	1.05	0.38	1.18	0.78	0.00	0.19	0.89
4G121	2.01	110	51	0.21	1.10	1.38	1.17	1.62	0.00	0.28	0.60
4G122	-0.72	107	89	0.28	0.93	-0.39	0.88	-0.31	0.00	0.42	1.07
4G123	-0.66	201	177	0.23	0.98	-0.05	1.11	0.50	0.00	0.23	1.00
4G124	2.64	209	48	0.18	1.07	0.80	1.45	2.89	0.00	0.19	0.81
4G125	0.54	110	79	0.23	1.00	-0.01	0.96	-0.15	0.00	0.38	1.02
4G126	-0.29	128	103	0.25	1.14	1.03	1.16	0.59	0.00	0.28	0.83
4G127	1.14	105	63	0.22	1.03	0.39	1.06	0.53	0.00	0.34	0.89
4G128	1.18	96	52	0.22	1.01	0.11	1.13	0.99	0.00	0.37	0.91
4G129	1.19	92	53	0.23	1.18	2.11	1.28	2.07	0.00	0.19	0.33
4G13	2.11	103	43	0.22	1.01	0.13	1.04	0.37	0.00	0.42	0.96
4G130	-1.98	121	115	0.43	0.94	-0.06	0.60	-0.68	0.00	0.28	1.05
4G131	-0.15	214	163	0.17	0.96	-0.47	0.87	-0.88	0.00	0.38	1.08
4G132	-0.69	90	74	0.29	0.93	-0.39	0.80	-0.60	0.00	0.35	1.10
4G133	0.04	94	73	0.26	1.02	0.18	1.10	0.49	0.00	0.26	0.94
4G14	1.51	91	46	0.23	1.18	2.27	1.19	1.72	0.00	0.19	0.33
4G15	0.40	111	71	0.21	0.85	-1.97	0.79	-2.15	0.00	0.53	1.48
4G16	0.11	110	85	0.24	0.96	-0.27	0.86	-0.66	0.00	0.38	1.08
4G17	0.19	91	67	0.25	1.16	1.35	1.41	1.93	0.00	0.12	0.63
4G18	1.77	99	51	0.22	1.18	2.43	1.19	1.69	0.00	0.20	0.32
4G19	1.29	104	51	0.22	0.98	-0.20	0.98	-0.17	0.00	0.44	1.06
4G21	0.22	107	82	0.24	0.89	-0.87	0.83	-0.77	0.00	0.40	1.17
4G210	0.72	96	61	0.23	0.96	-0.39	0.94	-0.30	0.00	0.41	1.09
4G211	-3.31	92	91	1.01	0.95	0.27	0.23	-0.59	0.00	0.21	1.07
4G212	0.05	106	85	0.26	1.09	0.69	1.55	1.81	0.00	0.17	0.80
4G213	0.11	121	89	0.22	0.99	-0.02	1.01	0.13	0.00	0.35	1.01
4G214	-0.10	93	68	0.25	1.06	0.59	0.95	-0.17	0.00	0.28	0.92

ItemID	Difficulty	n	Score	Error	IN.MSQ	IN.ZSTD	OUT.MSQ	OUT.ZSTD	Displace	PTME	Discrim
4G215	-0.06	96	76	0.26	0.99	-0.03	0.89	-0.35	0.00	0.32	1.03
4G216	1.86	93	40	0.23	1.07	0.87	1.21	1.78	0.00	0.29	0.69
4G217	-0.32	114	88	0.23	0.99	-0.01	0.91	-0.48	0.00	0.32	1.04
4G218	1.23	110	62	0.21	1.17	2.26	1.18	1.79	0.00	0.20	0.41
4G219	-0.77	92	80	0.32	1.00	0.05	0.83	-0.39	0.00	0.24	1.02
4G22	1.46	108	62	0.21	1.10	1.33	1.22	1.85	0.00	0.25	0.60
4G220	-0.87	104	89	0.30	0.95	-0.21	0.86	-0.35	0.00	0.36	1.05
4G221	-0.90	188	167	0.24	0.95	-0.22	0.76	-0.75	0.00	0.31	1.06
4G222	-1.12	110	101	0.36	0.93	-0.18	0.57	-0.83	0.00	0.33	1.08
4G223	1.01	122	73	0.21	1.13	1.56	1.18	1.18	0.00	0.35	0.65
4G224	0.91	109	71	0.22	1.12	1.33	1.04	0.27	0.00	0.31	0.76
4G225	-0.05	120	94	0.24	1.10	0.82	1.15	0.63	0.00	0.28	0.84
4G226	1.51	105	55	0.21	1.03	0.46	1.02	0.24	0.00	0.36	0.89
4G227	-1.08	95	85	0.35	0.86	-0.52	0.58	-0.93	0.00	0.40	1.13
4G228	0.52	90	64	0.25	0.85	-1.42	0.72	-1.51	0.00	0.51	1.34
4G229	-0.35	103	88	0.29	0.85	-0.79	0.61	-1.18	0.00	0.43	1.17
4G23	-1.04	213	192	0.24	0.96	-0.17	0.92	-0.18	0.00	0.29	1.02
4G230	2.20	120	38	0.21	0.94	-0.62	0.95	-0.31	0.00	0.41	1.11
4G231	1.32	90	40	0.23	0.92	-1.01	0.95	-0.36	0.00	0.47	1.24
4G232	0.41	209	141	0.16	0.91	-1.49	0.88	-1.14	0.00	0.44	1.23
4G233	1.52	94	46	0.22	0.91	-1.20	0.88	-1.11	0.00	0.49	1.33
4G24	0.35	91	67	0.25	0.98	-0.11	1.38	1.76	0.00	0.31	0.99
4G25	0.70	111	64	0.20	1.09	1.32	1.13	1.50	0.00	0.21	0.62
4G26	1.44	189	88	0.16	1.02	0.43	1.06	0.75	0.00	0.37	0.90
4G27	0.23	110	83	0.24	1.02	0.19	1.00	0.08	0.00	0.32	0.98
4G28	1.10	89	50	0.23	1.10	1.26	1.14	1.29	0.00	0.27	0.62
4G29	1.96	95	45	0.22	1.04	0.56	1.17	1.60	0.00	0.31	0.74

ItemID	Difficulty	n	Score	Error	IN.MSQ	IN.ZSTD	OUT.MSQ	OUT.ZSTD	Displace	PTME	Discrim
4G31	2.44	107	36	0.23	1.12	1.17	1.10	0.74	0.00	0.33	0.77
4G310	0.61	96	63	0.23	1.14	1.44	1.29	1.60	0.00	0.22	0.60
4G311	1.30	92	51	0.23	1.41	4.64	1.46	3.37	0.00	-0.01	-0.41
4G312	0.36	106	80	0.24	1.00	0.03	0.94	-0.20	0.00	0.34	1.01
4G313	0.64	121	77	0.20	1.29	3.31	1.45	3.57	0.00	0.04	0.17
4G314	0.47	93	58	0.23	1.26	2.97	1.31	2.00	0.00	0.09	0.16
4G315	0.72	96	63	0.23	1.27	2.79	1.33	2.00	0.00	0.08	0.28
4G316	0.93	93	58	0.23	1.34	3.66	1.57	3.60	0.00	-0.02	-0.12
4G317	-0.27	114	87	0.23	1.25	1.97	1.54	2.83	0.00	-0.09	0.54
4G318	0.23	110	83	0.24	0.96	-0.27	0.88	-0.61	0.00	0.39	1.08
4G319	-0.32	92	75	0.28	0.96	-0.21	0.82	-0.64	0.00	0.31	1.07
4G32	0.94	107	73	0.22	1.03	0.35	1.00	0.07	0.00	0.32	0.94
4G320	-2.93	228	224	0.51	0.91	-0.04	0.32	-1.22	0.00	0.25	1.07
4G321	-0.62	104	86	0.28	0.99	-0.02	0.85	-0.47	0.00	0.37	1.04
4G322	-2.33	110	107	0.59	1.04	0.25	0.79	0.01	0.00	0.11	0.98
4G323	0.10	232	179	0.17	0.96	-0.50	0.83	-0.96	0.00	0.41	1.09
4G324	-0.04	122	95	0.24	0.97	-0.24	0.83	-0.61	0.00	0.40	1.07
4G325	0.04	104	76	0.24	0.92	-0.64	0.82	-0.95	0.00	0.47	1.15
4G326	-0.49	109	94	0.29	0.89	-0.57	0.91	-0.11	0.00	0.38	1.10
4G327	0.14	119	90	0.23	1.01	0.17	1.16	0.69	0.00	0.36	0.95
4G328	1.21	192	108	0.16	1.10	1.72	1.07	0.91	0.00	0.29	0.69
4G329	0.08	104	82	0.25	1.14	1.05	1.25	1.02	0.00	0.16	0.78
4G33	1.75	94	40	0.23	1.12	1.41	1.10	0.78	0.00	0.31	0.66
4G330	0.42	89	65	0.26	0.95	-0.40	0.86	-0.64	0.00	0.40	1.12
4G331	0.35	103	78	0.25	1.15	1.27	1.04	0.26	0.00	0.22	0.79
4G332	1.98	119	43	0.21	1.39	4.35	1.52	3.92	0.00	-0.06	-0.08
4G333	0.67	205	136	0.16	0.84	-2.61	0.77	-2.45	0.00	0.51	1.42

ItemID	Difficulty	n	Score	Error	IN.MSQ	IN.ZSTD	OUT.MSQ	OUT.ZSTD	Displace	PTME	Discrim
4G334	0.77	89	50	0.23	1.07	0.97	1.24	1.74	0.00	0.28	0.64
4G34	1.13	91	52	0.23	1.16	1.92	1.56	3.88	0.00	0.17	0.28
4G35	3.01	91	20	0.27	1.09	0.66	1.34	1.44	0.00	0.22	0.83
4G36	2.09	104	29	0.23	0.99	-0.02	0.93	-0.45	0.00	0.33	1.04
4G37	1.18	110	63	0.21	1.12	1.57	1.18	1.71	0.00	0.24	0.57
4G38	1.58	89	41	0.23	1.22	2.52	1.29	2.66	0.00	0.17	0.21
4G39	3.01	89	24	0.26	0.97	-0.22	1.10	0.59	0.00	0.38	1.01
4MD11	2.67	109	32	0.23	1.13	1.15	1.14	0.89	0.00	0.32	0.78
4MD110	0.49	99	67	0.23	0.89	-1.16	0.89	-0.55	0.00	0.47	1.24
4MD12	2.68	93	26	0.25	1.26	1.96	1.60	2.89	0.00	0.09	0.48
4MD13	4.29	109	11	0.34	1.02	0.18	2.28	2.36	0.00	0.20	0.88
4MD14	0.25	122	87	0.21	1.02	0.21	0.99	-0.02	0.00	0.35	0.98
4MD15	0.52	93	57	0.23	0.98	-0.23	1.01	0.10	0.00	0.37	1.04
4MD16	0.64	97	65	0.23	0.90	-1.13	0.78	-1.43	0.00	0.47	1.31
4MD17	1.96	100	40	0.22	0.97	-0.27	1.00	0.05	0.00	0.41	1.05
4MD18	-0.46	205	173	0.20	0.91	-0.68	0.77	-1.15	0.00	0.37	1.11
4MD19	-0.83	116	98	0.27	0.97	-0.13	0.82	-0.73	0.00	0.33	1.06
4MD31	1.87	112	48	0.21	0.94	-0.73	0.91	-0.92	0.00	0.46	1.20
4MD310	1.34	97	50	0.22	0.87	-1.79	0.85	-1.59	0.00	0.51	1.48
4MD32	2.01	110	51	0.21	1.14	2.00	1.15	1.51	0.00	0.25	0.47
4MD33	-0.97	106	92	0.30	0.88	-0.58	0.89	-0.22	0.00	0.41	1.10
4MD34	1.13	110	67	0.21	0.92	-1.04	0.85	-1.04	0.00	0.49	1.26
4MD35	0.95	123	75	0.21	0.93	-0.87	0.81	-1.28	0.00	0.50	1.23
4MD36	0.96	106	67	0.22	0.85	-1.94	0.79	-1.61	0.00	0.49	1.46
4MD37	0.09	96	72	0.25	0.85	-1.23	0.70	-1.33	0.00	0.49	1.27
4MD38	-0.08	92	74	0.28	0.89	-0.67	0.81	-0.64	0.00	0.41	1.14
4MD39	1.33	212	115	0.15	0.89	-2.07	0.86	-1.72	0.00	0.51	1.35

ItemID	Difficulty	n	Score	Error	IN.MSQ	IN.ZSTD	OUT.MSQ	OUT.ZSTD	Displace	PTME	Discrim
4MD41	2.53	105	35	0.23	0.91	-0.78	0.89	-0.72	0.00	0.50	1.16
4MD410	-2.18	121	116	0.46	0.96	0.03	0.71	-0.33	0.00	0.22	1.03
4MD411	1.34	93	41	0.23	1.06	0.70	1.09	0.78	0.00	0.33	0.80
4MD412	1.90	95	39	0.23	0.89	-1.23	0.84	-1.43	0.00	0.51	1.33
4MD413	1.14	91	53	0.23	1.03	0.37	1.00	0.00	0.00	0.34	0.93
4MD414	0.80	114	63	0.20	1.19	2.82	1.21	2.54	0.00	0.09	0.17
4MD415	1.78	110	49	0.21	1.11	1.48	1.18	1.82	0.00	0.25	0.57
4MD416	-0.64	230	199	0.20	0.89	-0.82	1.99	3.06	0.00	0.32	1.05
4MD417	1.41	92	45	0.23	0.90	-1.29	0.85	-1.55	0.00	0.49	1.40
4MD418	1.58	107	59	0.21	0.96	-0.53	0.93	-0.62	0.00	0.41	1.16
4MD419	2.27	104	31	0.23	1.18	1.69	1.68	3.29	0.00	0.17	0.54
4MD42	2.03	110	47	0.21	1.28	3.11	1.44	3.27	0.00	0.17	0.19
4MD420	1.01	121	73	0.21	0.83	-2.18	0.73	-1.94	0.00	0.56	1.46
4MD43	2.41	106	36	0.23	1.09	0.92	1.17	1.17	0.00	0.34	0.78
4MD44	2.38	96	29	0.24	1.16	1.34	1.77	3.73	0.00	0.17	0.54
4MD45	1.35	92	50	0.23	1.03	0.38	0.98	-0.13	0.00	0.37	0.94
4MD46	-0.39	105	90	0.29	1.07	0.42	0.90	-0.16	0.00	0.23	0.96
4MD47	-1.41	121	111	0.34	0.90	-0.31	1.29	0.80	0.00	0.28	1.04
4MD48	1.89	91	30	0.24	0.88	-1.11	0.82	-1.24	0.00	0.52	1.26
4MD49	0.89	95	59	0.23	1.10	1.19	1.14	1.00	0.00	0.26	0.68
4MD51	1.87	91	39	0.23	0.98	-0.23	0.96	-0.37	0.00	0.41	1.08
4MD510	1.34	113	49	0.20	0.94	-0.88	0.93	-0.82	0.00	0.40	1.25
4MD511	0.33	110	81	0.23	1.11	0.97	1.18	1.01	0.00	0.23	0.81
4MD512	0.55	91	61	0.24	1.17	1.87	1.32	1.93	0.00	0.15	0.47
4MD513	1.09	103	67	0.22	1.04	0.47	1.23	1.55	0.00	0.29	0.84
4MD514	0.47	104	68	0.23	1.12	1.28	1.12	0.82	0.00	0.30	0.74
4MD515	0.34	109	82	0.24	1.00	0.03	0.85	-0.61	0.00	0.38	1.05

ItemID	Difficulty	n	Score	Error	IN.MSQ	IN.ZSTD	OUT.MSQ	OUT.ZSTD	Displace	PTME	Discrim
4MD516	-0.50	120	101	0.27	0.87	-0.77	0.77	-0.62	0.00	0.41	1.13
4MD517	0.21	188	140	0.18	1.04	0.49	1.00	0.04	0.00	0.31	0.95
4MD518	-0.44	105	90	0.29	1.01	0.11	0.88	-0.28	0.00	0.26	1.01
4MD519	0.02	96	73	0.26	1.19	1.43	2.54	4.51	0.00	0.07	0.56
4MD52	-1.42	92	86	0.43	0.96	0.01	0.63	-0.53	0.00	0.26	1.05
4MD520	-0.44	103	89	0.30	0.87	-0.65	0.60	-1.15	0.00	0.41	1.15
4MD53	-0.49	121	100	0.25	0.92	-0.49	0.84	-0.63	0.00	0.39	1.09
4MD54	-0.18	90	67	0.26	0.98	-0.12	0.93	-0.26	0.00	0.33	1.04
4MD55	2.61	94	26	0.25	1.28	2.10	1.56	2.80	0.00	0.07	0.48
4MD56	0.29	91	68	0.26	0.89	-0.86	0.77	-1.13	0.00	0.45	1.21
4MD57	1.69	111	40	0.21	0.99	-0.06	0.98	-0.18	0.00	0.33	1.02
4MD58	0.64	110	75	0.22	0.96	-0.37	0.95	-0.33	0.00	0.40	1.08
4MD59	-0.65	91	78	0.31	0.89	-0.53	0.67	-1.01	0.00	0.36	1.14
4MD61	1.38	99	59	0.22	1.13	1.67	1.23	1.73	0.00	0.22	0.51
4MD610	0.72	104	63	0.22	1.16	1.76	1.20	1.52	0.00	0.27	0.58
4MD611	-2.32	109	106	0.59	0.99	0.17	0.54	-0.39	0.00	0.18	1.03
4MD612	-1.91	120	114	0.43	0.83	-0.40	0.36	-1.10	0.00	0.34	1.12
4MD613	0.07	105	83	0.25	0.98	-0.13	1.04	0.25	0.00	0.30	1.01
4MD614	-0.40	95	78	0.28	1.12	0.74	1.23	0.77	0.00	0.17	0.84
4MD615	-0.37	90	76	0.30	1.02	0.17	0.86	-0.33	0.00	0.28	1.00
4MD616	-0.64	103	91	0.32	0.98	-0.01	0.89	-0.13	0.00	0.27	1.02
4MD617	1.03	120	67	0.20	1.20	2.64	1.21	2.22	0.00	0.17	0.34
4MD618	-0.25	90	68	0.26	0.98	-0.12	1.09	0.43	0.00	0.31	1.01
4MD619	0.42	94	67	0.24	1.11	1.04	1.19	1.03	0.00	0.21	0.76
4MD62	1.44	227	115	0.15	1.19	3.50	1.25	3.21	0.00	0.21	0.34
4MD620	1.61	91	44	0.23	1.17	2.14	1.17	1.56	0.00	0.21	0.38
4MD63	0.22	111	75	0.21	0.82	-2.09	0.77	-2.10	0.00	0.55	1.45

ItemID	Difficulty	n	Score	Error	IN.MSQ	IN.ZSTD	OUT.MSQ	OUT.ZSTD	Displace	PTME	Discrim
4MD64	1.23	110	62	0.21	1.02	0.26	0.99	-0.05	0.00	0.37	0.96
4MD65	-0.41	89	74	0.29	1.05	0.34	1.35	1.17	0.00	0.17	0.90
4MD66	0.94	93	64	0.24	1.01	0.11	1.01	0.10	0.00	0.32	0.97
4MD67	0.86	104	60	0.22	1.18	2.08	1.24	1.91	0.00	0.24	0.48
4MD68	0.56	109	78	0.23	0.93	-0.68	0.86	-0.67	0.00	0.44	1.15
4MD69	1.03	118	71	0.21	1.05	0.64	1.06	0.42	0.00	0.41	0.86
4MD71	1.97	105	45	0.22	0.95	-0.56	0.92	-0.70	0.00	0.45	1.16
4MD710	1.20	95	51	0.22	1.07	0.96	1.12	0.93	0.00	0.32	0.72
4MD711	2.40	90	30	0.24	1.29	2.54	1.65	3.68	0.00	0.06	0.25
4MD712	1.15	103	63	0.22	0.96	-0.54	0.89	-0.73	0.00	0.44	1.16
4MD713	1.73	119	49	0.20	1.01	0.15	1.04	0.48	0.00	0.36	0.94
4MD714	1.48	90	37	0.23	0.96	-0.45	0.93	-0.53	0.00	0.45	1.14
4MD715	0.67	93	62	0.24	1.00	0.07	0.97	-0.11	0.00	0.35	1.00
4MD716	1.33	189	92	0.16	1.15	2.58	1.16	1.96	0.00	0.25	0.49
4MD717	1.30	91	50	0.23	0.99	-0.09	0.99	-0.04	0.00	0.38	1.03
4MD718	1.59	106	40	0.21	1.18	2.24	1.25	2.31	0.00	0.09	0.37
4MD719	1.70	110	51	0.21	1.09	1.27	1.19	1.92	0.00	0.26	0.60
4MD72	1.80	89	37	0.24	1.21	2.20	1.26	2.25	0.00	0.20	0.37
4MD720	2.02	91	42	0.23	1.04	0.48	1.03	0.33	0.00	0.34	0.87
4MD73	1.62	104	44	0.22	1.41	4.38	1.53	3.86	0.00	0.03	-0.19
4MD74	1.47	109	59	0.21	1.22	2.69	1.68	4.58	0.00	0.18	0.16
4MD75	2.48	117	39	0.23	0.96	-0.33	0.88	-0.68	0.00	0.52	1.10
4MD76	1.65	103	43	0.22	1.17	1.99	1.28	2.15	0.00	0.24	0.47
4MD77	1.47	108	58	0.21	1.19	2.29	1.33	2.45	0.00	0.23	0.35
4MD78	1.80	116	53	0.21	1.35	3.62	1.43	2.91	0.00	0.24	0.15
4MD79	1.19	104	61	0.22	1.01	0.12	0.96	-0.32	0.00	0.37	1.01
4NBT11	0.67	109	75	0.22	0.96	-0.45	0.87	-0.80	0.00	0.39	1.14

ItemID	Difficulty	n	Score	Error	IN.MSQ	IN.ZSTD	OUT.MSQ	OUT.ZSTD	Displace	PTME	Discrim
4NBT110	-0.18	99	78	0.26	0.92	-0.52	0.85	-0.47	0.00	0.41	1.10
4NBT111	1.66	92	44	0.23	0.94	-0.78	0.90	-0.85	0.00	0.46	1.23
4NBT112	2.31	109	40	0.22	0.86	-1.49	0.86	-1.04	0.00	0.55	1.29
4NBT113	0.64	122	78	0.20	1.02	0.31	1.03	0.27	0.00	0.35	0.94
4NBT114	0.08	93	65	0.24	1.02	0.27	1.02	0.19	0.00	0.31	0.95
4NBT115	0.53	97	67	0.23	0.91	-0.93	1.08	0.51	0.00	0.41	1.16
4NBT12	-0.52	100	85	0.30	0.90	-0.50	0.74	-0.77	0.00	0.40	1.11
4NBT13	1.54	116	46	0.20	1.14	2.01	1.22	2.31	0.00	0.15	0.43
4NBT14	1.32	112	61	0.21	1.03	0.44	1.03	0.33	0.00	0.36	0.90
4NBT15	-0.65	328	283	0.17	0.93	-0.58	1.18	0.87	0.00	0.32	1.05
4NBT16	0.19	97	72	0.25	0.96	-0.33	1.04	0.25	0.00	0.33	1.05
4NBT17	-2.51	110	108	0.72	0.97	0.18	0.58	-0.25	0.00	0.17	1.03
4NBT18	-0.29	106	83	0.25	0.94	-0.39	0.74	-1.14	0.00	0.45	1.12
4NBT19	0.43	110	81	0.23	0.99	-0.10	0.94	-0.20	0.00	0.37	1.03
4NBT21	-1.37	123	113	0.35	0.90	-0.33	0.68	-0.50	0.00	0.32	1.07
4NBT210	-0.56	106	92	0.30	0.98	-0.03	1.09	0.36	0.00	0.24	1.00
4NBT211	0.28	199	151	0.18	1.14	1.59	1.58	3.08	0.00	0.14	0.68
4NBT212	-1.50	96	89	0.41	0.91	-0.18	0.58	-0.72	0.00	0.33	1.08
4NBT213	0.00	92	73	0.27	0.95	-0.26	0.82	-0.64	0.00	0.37	1.09
4NBT214	-0.89	105	95	0.34	0.91	-0.30	0.61	-0.82	0.00	0.34	1.10
4NBT215	-1.01	121	107	0.30	0.91	-0.40	0.75	-0.73	0.00	0.36	1.08
4NBT22	-0.22	93	70	0.25	0.94	-0.43	0.85	-0.63	0.00	0.38	1.12
4NBT23	0.08	95	73	0.26	0.90	-0.80	0.82	-0.74	0.00	0.42	1.17
4NBT24	-2.16	91	88	0.60	0.94	0.05	0.83	0.04	0.00	0.19	1.03
4NBT25	-0.68	114	94	0.26	0.84	-1.03	0.70	-1.44	0.00	0.49	1.19
4NBT26	0.78	110	72	0.22	1.05	0.63	1.02	0.19	0.00	0.32	0.89
4NBT27	-1.77	92	87	0.47	0.93	-0.05	0.53	-0.74	0.00	0.26	1.07

ItemID	Difficulty	n	Score	Error	IN.MSQ	IN.ZSTD	OUT.MSQ	OUT.ZSTD	Displace	PTME	Discrim
4NBT28	-0.41	107	94	0.31	0.94	-0.20	0.80	-0.49	0.00	0.32	1.06
4NBT29	-0.62	104	86	0.28	0.94	-0.31	0.71	-1.02	0.00	0.42	1.11
4NBT31	0.86	109	72	0.22	1.02	0.25	1.19	1.14	0.00	0.35	0.89
4NBT310	1.74	121	56	0.21	0.92	-0.91	0.86	-1.08	0.00	0.53	1.21
4NBT311	0.45	106	77	0.23	0.92	-0.78	0.93	-0.33	0.00	0.39	1.15
4NBT312	0.27	96	69	0.24	0.91	-0.82	0.80	-0.97	0.00	0.45	1.21
4NBT313	0.65	92	63	0.24	0.84	-1.72	0.74	-1.58	0.00	0.52	1.40
4NBT314	-0.39	105	90	0.29	0.91	-0.45	0.68	-0.89	0.00	0.38	1.12
4NBT315	-0.09	121	93	0.23	0.86	-1.17	0.81	-1.05	0.00	0.48	1.20
4NBT32	0.66	91	53	0.23	0.94	-0.75	0.90	-0.75	0.00	0.43	1.23
4NBT33	0.02	95	74	0.26	0.92	-0.59	0.80	-0.79	0.00	0.40	1.14
4NBT34	0.66	214	131	0.15	1.01	0.20	0.98	-0.17	0.00	0.37	0.98
4NBT35	-0.14	91	74	0.28	0.96	-0.18	0.85	-0.49	0.00	0.34	1.06
4NBT36	1.34	113	49	0.20	1.09	1.34	1.09	1.08	0.00	0.22	0.64
4NBT37	-0.34	110	92	0.27	0.96	-0.17	0.95	-0.11	0.00	0.32	1.03
4NBT38	0.66	91	59	0.24	1.00	0.01	0.96	-0.22	0.00	0.35	1.02
4NBT39	0.20	102	82	0.26	0.85	-1.04	0.71	-1.18	0.00	0.47	1.21
4NBT41	-0.02	104	77	0.24	0.96	-0.33	0.95	-0.18	0.00	0.42	1.06
4NBT410	-1.11	109	100	0.36	0.87	-0.43	0.46	-1.16	0.00	0.39	1.13
4NBT411	-2.11	120	115	0.47	0.98	0.08	0.55	-0.52	0.00	0.24	1.05
4NBT412	0.80	105	70	0.22	1.02	0.25	1.07	0.48	0.00	0.32	0.93
4NBT413	-1.50	96	89	0.41	1.01	0.15	1.03	0.24	0.00	0.19	0.99
4NBT414	-0.58	226	189	0.19	0.92	-0.64	0.85	-0.80	0.00	0.37	1.09
4NBT415	0.10	91	71	0.27	1.00	0.05	0.93	-0.21	0.00	0.32	1.01
4NBT416	-0.35	103	88	0.29	1.03	0.20	1.01	0.15	0.00	0.26	0.98
4NBT417	0.47	121	81	0.21	0.86	-1.66	0.86	-1.16	0.00	0.50	1.31
4NBT418	0.79	90	50	0.23	1.05	0.63	0.98	-0.08	0.00	0.35	0.88

ItemID	Difficulty	n	Score	Error	IN.MSQ	IN.ZSTD	OUT.MSQ	OUT.ZSTD	Displace	PTME	Discrim
4NBT419	0.59	94	64	0.24	0.84	-1.76	0.74	-1.60	0.00	0.52	1.41
4NBT42	1.20	91	52	0.23	0.91	-1.23	0.85	-1.26	0.00	0.47	1.37
4NBT420	0.27	111	74	0.21	0.82	-2.23	0.76	-2.23	0.00	0.56	1.49
4NBT43	0.64	110	75	0.22	0.97	-0.25	1.04	0.32	0.00	0.37	1.03
4NBT44	0.69	90	58	0.24	0.90	-1.15	0.81	-1.43	0.00	0.45	1.34
4NBT45	0.64	99	73	0.24	0.88	-1.00	0.82	-0.92	0.00	0.45	1.21
4NBT46	-2.73	104	101	0.60	1.02	0.22	0.57	-0.30	0.00	0.18	1.01
4NBT47	0.39	109	81	0.24	0.95	-0.38	0.80	-0.87	0.00	0.42	1.12
4NBT48	-1.45	120	111	0.36	0.86	-0.45	0.62	-0.61	0.00	0.34	1.10
4NBT49	-1.19	105	97	0.38	0.99	0.05	0.67	-0.61	0.00	0.24	1.04
4NBT51	0.41	95	66	0.24	0.82	-1.85	0.71	-1.56	0.00	0.53	1.41
4NBT510	-1.05	90	82	0.38	0.97	-0.02	0.69	-0.55	0.00	0.29	1.05
4NBT511	0.69	103	72	0.23	1.00	0.08	0.98	-0.03	0.00	0.36	1.00
4NBT512	2.07	120	41	0.21	0.99	-0.06	1.01	0.09	0.00	0.36	1.00
4NBT513	0.79	90	50	0.23	1.00	0.03	0.96	-0.26	0.00	0.38	1.03
4NBT514	2.49	94	28	0.25	1.08	0.72	1.29	1.72	0.00	0.27	0.78
4NBT515	1.82	91	40	0.23	1.00	0.01	0.95	-0.44	0.00	0.40	1.05
4NBT52	2.22	109	28	0.23	1.15	1.38	1.40	2.29	0.00	0.04	0.66
4NBT53	0.79	202	135	0.16	0.96	-0.55	0.98	-0.17	0.00	0.39	1.09
4NBT54	0.49	110	78	0.22	0.91	-0.90	0.80	-1.30	0.00	0.46	1.21
4NBT55	1.32	89	46	0.23	1.12	1.49	1.19	1.81	0.00	0.26	0.51
4NBT56	0.23	93	75	0.28	0.94	-0.32	0.81	-0.66	0.00	0.36	1.09
4NBT57	0.67	104	64	0.22	1.12	1.29	1.24	1.74	0.00	0.28	0.65
4NBT58	0.28	109	83	0.24	1.16	1.27	1.45	1.71	0.00	0.18	0.70
4NBT59	0.83	117	75	0.22	0.97	-0.27	0.91	-0.48	0.00	0.46	1.08
4NBT61	1.70	104	50	0.22	1.03	0.41	1.01	0.13	0.00	0.38	0.91
4NBT610	-0.48	95	79	0.29	0.86	-0.78	0.73	-0.80	0.00	0.43	1.15

ItemID	Difficulty	n	Score	Error	IN.MSQ	IN.ZSTD	OUT.MSQ	OUT.ZSTD	Displace	PTME	Discrim
4NBT611	0.67	89	61	0.25	0.80	-2.07	0.75	-1.46	0.00	0.55	1.46
4NBT612	-0.11	103	85	0.27	1.09	0.60	1.01	0.14	0.00	0.23	0.92
4NBT613	0.90	119	70	0.20	1.00	0.03	1.04	0.39	0.00	0.37	0.97
4NBT614	-0.09	89	65	0.25	1.01	0.10	0.93	-0.26	0.00	0.33	1.01
4NBT615	1.55	93	45	0.23	0.93	-0.88	0.91	-0.84	0.00	0.47	1.25
4NBT616	2.08	91	35	0.23	1.15	1.62	1.17	1.34	0.00	0.23	0.58
4NBT617	1.32	106	46	0.21	1.06	0.83	1.08	0.99	0.00	0.26	0.75
4NBT618	1.31	110	60	0.21	0.86	-2.03	0.82	-2.00	0.00	0.53	1.52
4NBT619	1.00	89	52	0.23	0.95	-0.67	0.94	-0.46	0.00	0.41	1.19
4NBT62	0.06	214	163	0.17	0.87	-1.57	0.78	-1.40	0.00	0.48	1.21
4NBT620	1.85	90	45	0.23	1.05	0.70	1.04	0.42	0.00	0.33	0.81
4NBT621	0.33	103	70	0.23	1.02	0.19	0.93	-0.37	0.00	0.40	1.00
4NBT63	1.97	108	47	0.22	1.14	1.68	1.14	1.15	0.00	0.31	0.62
4NBT64	1.77	117	54	0.21	1.31	3.31	1.60	3.94	0.00	0.24	0.14
4NBT65	1.39	94	47	0.23	0.98	-0.23	0.97	-0.18	0.00	0.42	1.07
4NBT66	1.29	89	50	0.23	1.20	2.31	1.21	1.60	0.00	0.20	0.34
4NBT67	1.00	103	66	0.22	0.94	-0.71	0.91	-0.54	0.00	0.44	1.16
4NBT68	1.37	119	58	0.20	0.96	-0.63	0.97	-0.31	0.00	0.43	1.15
4NBT69	0.44	89	56	0.24	1.02	0.26	0.97	-0.12	0.00	0.35	0.97
4NF11	0.52	109	78	0.23	1.00	-0.02	0.93	-0.36	0.00	0.34	1.03
4NF110	1.54	99	46	0.22	1.05	0.67	1.11	0.91	0.00	0.35	0.78
4NF111	1.45	92	48	0.23	1.10	1.31	1.14	1.23	0.00	0.28	0.61
4NF112	0.38	109	81	0.24	1.03	0.32	0.97	-0.09	0.00	0.33	0.96
4NF113	-1.98	122	116	0.43	0.97	0.02	0.96	0.10	0.00	0.19	1.01
4NF114	0.62	93	55	0.23	0.88	-1.56	0.82	-1.40	0.00	0.49	1.44
4NF115	0.87	205	129	0.16	0.99	-0.13	0.98	-0.21	0.00	0.38	1.03
4NF12	1.35	97	51	0.22	1.11	1.45	1.12	1.12	0.00	0.27	0.60

ItemID	Difficulty	n	Score	Error	IN.MSQ	IN.ZSTD	OUT.MSQ	OUT.ZSTD	Displace	PTME	Discrim
4NF13	0.11	99	76	0.25	0.93	-0.52	0.95	-0.16	0.00	0.39	1.11
4NF14	0.62	116	69	0.20	0.93	-1.07	0.91	-1.05	0.00	0.43	1.29
4NF15	1.36	112	60	0.21	0.91	-1.26	0.86	-1.48	0.00	0.49	1.35
4NF16	-0.28	96	78	0.27	1.05	0.35	0.91	-0.26	0.00	0.24	0.97
4NF17	1.70	110	58	0.21	1.01	0.14	0.98	-0.13	0.00	0.38	0.99
4NF18	0.23	106	74	0.23	1.03	0.33	0.99	-0.03	0.00	0.37	0.95
4NF19	0.64	110	77	0.23	0.97	-0.23	0.93	-0.31	0.00	0.40	1.07
4NF21	0.91	123	76	0.21	1.30	3.41	1.34	2.05	0.00	0.23	0.25
4NF210	0.84	199	131	0.16	0.96	-0.67	0.91	-0.73	0.00	0.41	1.12
4NF211	-0.16	106	87	0.27	0.96	-0.21	0.88	-0.38	0.00	0.31	1.05
4NF212	2.57	96	26	0.25	0.87	-0.99	0.88	-0.60	0.00	0.50	1.19
4NF213	0.59	92	64	0.24	0.88	-1.14	0.81	-1.07	0.00	0.47	1.27
4NF214	1.00	105	67	0.22	1.12	1.45	1.10	0.69	0.00	0.28	0.68
4NF215	0.68	121	76	0.20	0.88	-1.60	0.83	-1.57	0.00	0.51	1.35
4NF22	1.44	93	39	0.23	0.89	-1.33	0.90	-0.88	0.00	0.50	1.33
4NF23	2.82	95	23	0.26	1.31	2.11	1.48	2.15	0.00	0.05	0.54
4NF24	1.30	91	50	0.23	1.08	1.02	1.15	1.29	0.00	0.28	0.66
4NF25	-0.43	114	90	0.24	0.91	-0.69	0.84	-0.83	0.00	0.41	1.13
4NF26	0.49	110	78	0.22	1.00	0.07	0.93	-0.40	0.00	0.36	1.02
4NF27	-0.17	92	73	0.27	1.03	0.25	1.03	0.19	0.00	0.24	0.95
4NF28	1.19	106	67	0.22	1.00	-0.01	0.94	-0.43	0.00	0.37	1.04
4NF29	0.09	104	75	0.24	0.79	-1.95	0.66	-2.06	0.00	0.59	1.39
4NF31	2.34	109	40	0.22	1.03	0.36	1.05	0.38	0.00	0.40	0.92
4NF310	0.65	121	81	0.21	0.80	-2.38	0.66	-2.08	0.00	0.57	1.47
4NF311	0.95	105	67	0.22	1.02	0.26	0.99	-0.05	0.00	0.34	0.96
4NF312	2.10	96	34	0.23	0.87	-1.34	0.88	-0.80	0.00	0.51	1.27
4NF313	2.42	92	30	0.24	0.79	-2.09	0.76	-1.69	0.00	0.59	1.42

ItemID	Difficulty	n	Score	Error	IN.MSQ	IN.ZSTD	OUT.MSQ	OUT.ZSTD	Displace	PTME	Discrim
4NF314	1.69	214	85	0.15	1.12	1.93	1.15	1.86	0.00	0.27	0.66
4NF315	1.72	103	51	0.22	1.16	1.96	1.21	1.73	0.00	0.27	0.48
4NF32	0.68	121	76	0.20	0.98	-0.21	0.96	-0.30	0.00	0.40	1.06
4NF33	-0.27	91	69	0.26	1.03	0.27	1.00	0.06	0.00	0.28	0.96
4NF34	1.59	95	45	0.22	0.94	-0.70	0.96	-0.33	0.00	0.44	1.17
4NF35	-0.07	91	73	0.28	0.93	-0.40	0.80	-0.73	0.00	0.38	1.11
4NF36	0.05	113	80	0.22	0.84	-1.70	0.77	-1.78	0.00	0.52	1.35
4NF37	-0.20	110	90	0.26	1.03	0.22	0.98	-0.02	0.00	0.28	0.98
4NF38	-0.65	91	78	0.31	0.96	-0.14	0.84	-0.41	0.00	0.28	1.05
4NF39	0.46	102	78	0.25	0.79	-1.73	0.64	-1.84	0.00	0.55	1.34
4NF41	1.29	104	51	0.22	1.26	3.05	1.39	3.25	0.00	0.16	0.14
4NF410	2.92	109	29	0.24	1.13	1.05	1.41	1.94	0.00	0.27	0.75
4NF411	0.28	120	88	0.23	1.00	0.02	0.91	-0.32	0.00	0.40	1.02
4NF412	1.51	105	55	0.21	1.31	3.95	1.37	3.17	0.00	0.13	-0.17
4NF413	1.20	95	51	0.22	0.97	-0.36	0.98	-0.13	0.00	0.42	1.09
4NF414	2.40	90	30	0.24	1.05	0.47	1.10	0.71	0.00	0.34	0.87
4NF415	1.34	103	59	0.22	1.02	0.29	1.09	0.69	0.00	0.38	0.92
4NF416	1.31	120	60	0.20	0.87	-1.96	0.84	-1.88	0.00	0.53	1.48
4NF417	0.13	90	62	0.24	0.93	-0.74	0.82	-0.94	0.00	0.42	1.21
4NF418	1.67	190	88	0.16	0.88	-2.17	0.87	-1.81	0.00	0.51	1.39
4NF419	2.37	94	30	0.24	1.05	0.44	1.12	0.85	0.00	0.33	0.87
4NF42	0.65	91	62	0.24	0.93	-0.71	1.04	0.28	0.00	0.39	1.12
4NF420	1.61	111	42	0.21	1.07	0.99	1.13	1.29	0.00	0.22	0.72
4NF43	0.78	110	72	0.22	1.07	0.81	1.18	1.34	0.00	0.27	0.78
4NF44	1.69	89	39	0.23	1.29	3.03	1.33	2.86	0.00	0.13	0.10
4NF45	2.87	98	29	0.24	1.10	0.87	1.10	0.69	0.00	0.28	0.82
4NF46	1.62	104	44	0.22	1.06	0.72	1.09	0.75	0.00	0.35	0.82

ItemID	Difficulty	n	Score	Error	IN.MSQ	IN.ZSTD	OUT.MSQ	OUT.ZSTD	Displace	PTME	Discrim
4NF47	0.76	109	74	0.22	0.89	-1.14	0.78	-1.29	0.00	0.49	1.27
4NF48	1.05	119	71	0.21	0.96	-0.49	0.99	-0.04	0.00	0.46	1.08
4NF49	2.06	105	43	0.22	0.89	-1.31	0.91	-0.76	0.00	0.49	1.28
4NF51	2.03	95	35	0.23	0.86	-1.53	0.78	-1.61	0.00	0.54	1.37
4NF510	3.67	90	13	0.32	0.93	-0.27	0.90	-0.18	0.00	0.40	1.06
4NF511	-0.74	103	92	0.33	0.86	-0.54	0.56	-1.06	0.00	0.40	1.14
4NF512	-0.91	120	105	0.29	0.88	-0.59	0.66	-1.15	0.00	0.42	1.13
4NF513	2.13	90	26	0.25	0.93	-0.55	0.91	-0.51	0.00	0.47	1.13
4NF514	2.68	94	25	0.25	0.94	-0.48	1.10	0.57	0.00	0.41	1.05
4NF515	3.42	91	15	0.30	1.05	0.32	1.03	0.22	0.00	0.29	0.96
4NF516	-0.97	225	198	0.21	1.01	0.14	1.05	0.30	0.00	0.22	0.98
4NF517	-0.10	109	80	0.23	1.03	0.28	0.98	-0.08	0.00	0.29	0.97
4NF518	-0.20	110	90	0.26	0.98	-0.10	0.91	-0.30	0.00	0.34	1.04
4NF519	2.59	89	24	0.26	1.08	0.66	1.16	0.86	0.00	0.32	0.85
4NF52	3.29	93	21	0.27	1.07	0.50	1.60	2.48	0.00	0.19	0.78
4NF520	-0.78	104	88	0.29	0.92	-0.38	0.87	-0.34	0.00	0.38	1.07
4NF53	2.59	109	35	0.23	1.07	0.70	1.26	1.57	0.00	0.34	0.80
4NF54	-0.53	117	99	0.28	1.05	0.33	0.92	-0.12	0.00	0.30	0.97
4NF55	2.83	104	28	0.25	0.92	-0.64	0.89	-0.55	0.00	0.49	1.13
4NF56	2.48	94	27	0.25	0.93	-0.54	1.20	1.10	0.00	0.42	1.04
4NF57	-1.19	89	82	0.41	0.91	-0.20	0.61	-0.67	0.00	0.33	1.09
4NF58	0.80	103	70	0.23	0.98	-0.15	0.84	-0.90	0.00	0.41	1.11
4NF59	1.45	119	56	0.20	0.99	-0.19	0.98	-0.21	0.00	0.40	1.06
4NF71	0.71	89	51	0.23	0.96	-0.47	1.11	0.87	0.00	0.39	1.06
4NF710	-0.39	92	77	0.29	0.84	-0.92	0.62	-1.29	0.00	0.46	1.20
4NF711	0.08	91	71	0.27	1.24	1.65	1.40	1.56	0.00	0.03	0.62
4NF712	-0.82	106	89	0.28	1.02	0.16	1.18	0.78	0.00	0.21	0.95

ItemID	Difficulty	n	Score	Error	IN.MSQ	IN.ZSTD	OUT.MSQ	OUT.ZSTD	Displace	PTME	Discrim
4NF713	-0.76	110	97	0.31	0.89	-0.49	0.69	-0.92	0.00	0.40	1.11
4NF714	2.39	89	27	0.25	0.75	-2.22	0.67	-2.32	0.00	0.64	1.46
4NF715	2.32	90	36	0.23	1.06	0.74	1.06	0.56	0.00	0.32	0.82
4NF72	-0.86	103	88	0.30	0.98	-0.06	0.85	-0.35	0.00	0.35	1.04
4NF73	0.82	108	72	0.22	0.95	-0.52	0.86	-0.80	0.00	0.44	1.15
4NF74	-0.68	117	101	0.29	1.05	0.35	1.14	0.48	0.00	0.26	0.93
4NF75	1.55	91	44	0.23	0.94	-0.68	0.95	-0.42	0.00	0.45	1.17
4NF76	-0.59	91	79	0.32	0.90	-0.38	0.66	-0.95	0.00	0.38	1.11
4NF77	0.21	214	158	0.17	0.97	-0.35	0.95	-0.30	0.00	0.41	1.06
4NF78	0.72	104	59	0.21	1.00	0.07	1.01	0.19	0.00	0.33	0.97
4NF79	-0.34	110	92	0.27	1.09	0.57	1.14	0.57	0.00	0.21	0.91
4OA11	1.11	108	65	0.21	1.08	0.99	1.06	0.50	0.00	0.31	0.77
4OA110	-0.33	96	78	0.28	0.89	-0.68	0.77	-0.71	0.00	0.41	1.14
4OA111	0.07	92	72	0.27	0.99	0.00	0.88	-0.41	0.00	0.33	1.03
4OA112	-0.32	106	90	0.28	0.88	-0.65	0.79	-0.57	0.00	0.38	1.12
4OA113	1.63	121	52	0.20	1.19	2.46	1.28	2.76	0.00	0.16	0.33
4OA114	-0.90	93	79	0.30	1.03	0.23	1.37	1.08	0.00	0.17	0.92
4OA115	-0.36	96	80	0.29	1.06	0.41	1.23	0.82	0.00	0.18	0.90
4OA116	-0.64	93	81	0.32	0.90	-0.40	0.70	-0.80	0.00	0.37	1.10
4OA117	0.13	114	79	0.21	0.88	-1.30	0.84	-1.32	0.00	0.47	1.28
4OA118	-1.48	110	103	0.40	0.89	-0.26	0.56	-0.86	0.00	0.35	1.09
4OA119	-0.76	204	179	0.22	0.94	-0.35	0.84	-0.55	0.00	0.30	1.06
4OA12	0.46	92	63	0.24	0.97	-0.32	0.94	-0.35	0.00	0.35	1.08
4OA120	0.37	108	84	0.25	0.94	-0.41	0.87	-0.53	0.00	0.38	1.09
4OA121	0.77	104	62	0.22	0.85	-1.72	0.79	-1.83	0.00	0.56	1.41
4OA122	1.17	110	66	0.21	0.94	-0.71	0.87	-0.89	0.00	0.47	1.19
4OA123	2.14	122	47	0.21	1.46	4.29	1.86	4.80	0.00	0.14	-0.05

ItemID	Difficulty	n	Score	Error	IN.MSQ	IN.ZSTD	OUT.MSQ	OUT.ZSTD	Displace	PTME	Discrim
4OA124	1.01	106	66	0.22	0.96	-0.50	0.93	-0.49	0.00	0.40	1.13
4OA125	0.21	96	70	0.25	1.09	0.79	1.18	0.86	0.00	0.25	0.82
4OA13	1.45	92	48	0.23	1.06	0.82	1.05	0.47	0.00	0.33	0.78
4OA14	0.19	105	82	0.25	0.89	-0.88	0.88	-0.39	0.00	0.42	1.16
4OA15	-0.14	121	94	0.23	1.04	0.37	1.08	0.45	0.00	0.28	0.94
4OA16	-0.35	92	71	0.26	0.91	-0.65	0.79	-0.83	0.00	0.40	1.16
4OA17	1.05	200	123	0.16	1.02	0.38	1.00	-0.01	0.00	0.35	0.95
4OA18	0.02	95	74	0.26	0.83	-1.29	0.70	-1.32	0.00	0.49	1.27
4OA19	0.59	91	63	0.24	1.09	0.91	1.09	0.54	0.00	0.25	0.80
4OA21	-1.64	114	105	0.36	0.85	-0.49	0.48	-1.56	0.00	0.45	1.13
4OA210	1.31	110	60	0.21	0.97	-0.37	0.94	-0.56	0.00	0.41	1.12
4OA22	2.11	92	32	0.24	1.01	0.10	1.07	0.57	0.00	0.38	0.95
4OA23	0.82	104	73	0.23	1.01	0.14	1.03	0.24	0.00	0.32	0.96
4OA24	-0.14	104	79	0.25	0.97	-0.22	0.99	0.03	0.00	0.39	1.04
4OA25	-0.32	109	92	0.28	0.77	-1.42	0.51	-1.67	0.00	0.52	1.27
4OA26	-0.73	120	104	0.29	0.87	-0.65	0.59	-1.09	0.00	0.41	1.14
4OA27	-0.06	105	85	0.26	0.88	-0.78	0.70	-1.18	0.00	0.40	1.18
4OA28	0.33	96	68	0.24	1.03	0.33	0.99	0.03	0.00	0.33	0.95
4OA29	0.98	92	57	0.23	0.85	-1.84	0.83	-1.20	0.00	0.51	1.44
4OA31	2.01	103	45	0.22	0.96	-0.40	0.93	-0.57	0.00	0.46	1.11
4OA310	-0.14	121	94	0.23	1.01	0.08	0.86	-0.69	0.00	0.35	1.03
4OA311	1.53	90	36	0.24	1.11	1.23	1.21	1.62	0.00	0.27	0.63
4OA312	1.88	94	39	0.23	1.10	1.09	1.12	1.04	0.00	0.30	0.71
4OA313	1.56	91	45	0.23	0.83	-2.39	0.80	-2.03	0.00	0.56	1.65
4OA314	1.69	111	40	0.21	0.95	-0.69	0.95	-0.49	0.00	0.39	1.16
4OA315	1.48	110	56	0.21	1.11	1.57	1.18	1.89	0.00	0.25	0.53
4OA316	0.93	91	54	0.23	0.82	-2.47	0.75	-2.28	0.00	0.54	1.67

ItemID	Difficulty	n	Score	Error	IN.MSQ	IN.ZSTD	OUT.MSQ	OUT.ZSTD	Displace	PTME	Discrim
4OA317	1.43	99	58	0.22	0.90	-1.35	0.88	-0.99	0.00	0.47	1.34
4OA318	0.42	104	69	0.23	0.92	-0.76	0.85	-0.99	0.00	0.48	1.19
4OA319	-0.03	109	88	0.26	0.89	-0.73	0.68	-1.17	0.00	0.44	1.17
4OA32	0.85	120	76	0.21	0.94	-0.75	0.92	-0.44	0.00	0.47	1.14
4OA320	0.49	199	144	0.17	1.23	2.86	2.44	7.26	0.00	-0.01	0.27
4OA33	1.14	105	63	0.22	1.04	0.56	0.99	-0.04	0.00	0.34	0.90
4OA34	0.57	95	63	0.23	1.01	0.09	0.95	-0.22	0.00	0.37	1.00
4OA35	0.87	90	58	0.24	0.85	-1.67	0.78	-1.50	0.00	0.52	1.42
4OA36	2.25	103	40	0.22	1.02	0.20	0.99	0.00	0.00	0.42	0.97
4OA37	-0.41	120	98	0.25	0.96	-0.21	0.79	-0.93	0.00	0.38	1.08
4OA38	-0.39	90	70	0.27	1.05	0.41	0.97	-0.05	0.00	0.26	0.94
4OA39	0.04	94	73	0.26	0.93	-0.50	0.80	-0.83	0.00	0.39	1.13
4OA41	0.54	91	64	0.24	0.97	-0.23	1.07	0.43	0.00	0.35	1.03
4OA410	-2.27	111	106	0.46	0.97	0.06	0.68	-0.46	0.00	0.23	1.03
4OA411	-1.48	110	103	0.40	0.82	-0.50	0.43	-1.27	0.00	0.43	1.14
4OA412	-0.41	89	74	0.29	0.95	-0.25	0.78	-0.71	0.00	0.32	1.09
4OA413	0.71	95	69	0.24	0.97	-0.22	0.94	-0.28	0.00	0.36	1.06
4OA414	0.77	104	62	0.22	0.83	-2.06	0.77	-2.03	0.00	0.58	1.47
4OA415	0.39	109	81	0.24	0.76	-2.33	0.59	-2.05	0.00	0.58	1.43
4OA416	-0.41	119	99	0.26	0.85	-1.01	0.59	-1.32	0.00	0.46	1.20
4OA417	0.18	190	144	0.18	0.88	-1.44	0.71	-1.99	0.00	0.47	1.24
4OA418	1.04	105	65	0.22	1.08	0.98	1.10	0.80	0.00	0.30	0.75
4OA419	1.66	95	42	0.23	1.12	1.47	1.13	1.03	0.00	0.29	0.62
4OA42	0.33	90	67	0.26	0.79	-1.76	0.64	-1.80	0.00	0.55	1.39
4OA420	2.46	103	36	0.23	1.14	1.29	1.18	1.20	0.00	0.31	0.72
4OA421	2.29	119	36	0.21	1.10	1.04	1.14	1.02	0.00	0.24	0.78
4OA422	0.36	90	58	0.24	0.99	-0.10	0.99	-0.03	0.00	0.36	1.02

ItemID	Difficulty	n	Score	Error	IN.MSQ	IN.ZSTD	OUT.MSQ	OUT.ZSTD	Displace	PTME	Discrim
4OA423	0.72	93	61	0.23	0.88	-1.33	0.84	-1.06	0.00	0.48	1.32
4OA424	1.40	91	48	0.23	1.16	2.08	1.32	2.69	0.00	0.19	0.31
4OA425	1.81	108	36	0.22	1.28	3.09	1.41	3.13	0.00	-0.07	0.19
4OA43	1.88	214	89	0.15	1.05	0.78	1.07	0.82	0.00	0.38	0.86
4OA44	-0.01	110	87	0.25	0.82	-1.36	0.69	-1.51	0.00	0.52	1.25
4OA45	1.42	89	44	0.23	0.94	-0.68	0.93	-0.70	0.00	0.44	1.21
4OA46	0.91	91	63	0.24	1.07	0.71	1.49	2.48	0.00	0.20	0.71
4OA47	0.96	104	58	0.22	0.97	-0.39	0.91	-0.79	0.00	0.46	1.13
4OA48	1.69	109	54	0.21	1.15	1.88	1.17	1.41	0.00	0.30	0.54
4OA49	-0.31	117	96	0.26	0.91	-0.58	0.67	-1.04	0.00	0.43	1.14
4OA51	0.38	104	77	0.24	1.03	0.26	0.90	-0.44	0.00	0.32	1.00
4OA510	1.29	94	49	0.23	1.20	2.50	1.27	2.01	0.00	0.21	0.26
4OA511	0.90	89	57	0.24	0.92	-0.91	0.82	-1.18	0.00	0.47	1.27
4OA512	0.10	103	82	0.26	1.03	0.24	0.99	0.04	0.00	0.29	0.96
4OA513	-0.22	119	94	0.24	0.84	-1.26	0.70	-1.56	0.00	0.51	1.23
4OA514	-1.15	89	78	0.33	1.11	0.55	1.16	0.51	0.00	0.11	0.89
4OA515	0.64	91	61	0.24	0.98	-0.20	0.99	0.03	0.00	0.37	1.03
4OA516	1.66	91	43	0.23	0.85	-2.06	0.82	-1.78	0.00	0.54	1.56
4OA517	1.75	105	36	0.22	1.04	0.55	1.16	1.35	0.00	0.24	0.81
4OA518	1.05	110	66	0.21	0.99	-0.12	1.11	1.04	0.00	0.36	0.95
4OA519	2.09	89	32	0.24	1.15	1.39	1.20	1.48	0.00	0.26	0.64
4OA52	-0.48	89	79	0.35	0.92	-0.26	0.62	-0.93	0.00	0.36	1.10
4OA520	1.41	103	48	0.22	1.02	0.24	1.03	0.29	0.00	0.40	0.95
4OA53	1.20	108	64	0.22	0.96	-0.46	0.89	-0.80	0.00	0.45	1.15
4OA54	1.53	224	116	0.15	1.03	0.61	1.02	0.25	0.00	0.42	0.91
4OA55	0.89	89	54	0.23	0.81	-2.55	0.77	-2.01	0.00	0.53	1.66
4OA56	2.11	224	73	0.15	1.04	0.68	1.13	1.35	0.00	0.29	0.87

ItemID	Difficulty	n	Score	Error	IN.MSQ	IN.ZSTD	OUT.MSQ	OUT.ZSTD	Displace	PTME	Discrim
4OA57	1.55	89	50	0.23	0.95	-0.61	0.92	-0.67	0.00	0.42	1.20
4OA58	2.87	103	21	0.26	0.95	-0.29	1.08	0.38	0.00	0.37	1.03
4OA59	2.18	116	45	0.22	0.84	-1.67	0.86	-0.95	0.00	0.58	1.30

Appendix E: Distractor Statistics for Full CCSS Item Bank

ItemID	Response	SCORE	n	n %	Avg. Prsn Msr	SE	OUT.MSQ	PTME
40001	*	-1	4827	99	1.00	0.02	0.00	0.03
40001	A	1	55	96	0.85	0.19	0.51	0.55
40001	B	0	0	0	0.00	0.00	0.00	0.00
40001	C	0	1	2	-3.03	0.00	0.09	-0.31
40001	D	0	1	2	-4.95	0.00	0.01	-0.47
40002	*	-1	4841	99	1.00	0.02	0.00	0.00
40002	A	1	42	98	1.06	0.22	0.77	0.39
40002	B	0	1	2	-2.89	0.00	0.06	-0.39
40002	C	0	0	0	0.00	0.00	0.00	0.00
40002	D	0	0	0	0.00	0.00	0.00	0.00
40003	*	-1	4828	99	1.00	0.02	0.00	0.03
40003	A	1	28	50	1.15	0.26	1.10	0.34
40003	B	0	20	36	0.69	0.23	1.75	0.04
40003	C	0	3	5	-0.45	0.75	0.58	-0.15
40003	D	0	5	9	-2.23	1.04	0.21	-0.55
40004	*	-1	4827	99	1.00	0.02	0.00	0.04
40004	A	1	53	93	0.67	0.19	0.88	0.23
40004	B	0	3	5	0.19	0.70	1.93	-0.06
40004	C	0	1	2	-3.26	0.00	0.04	-0.35
40004	D	0	0	0	0.00	0.00	0.00	0.00
40005	*	-1	4829	99	1.00	0.02	0.00	0.03
40005	A	1	53	96	0.84	0.20	1.01	0.49
40005	B	0	0	0	0.00	0.00	0.00	0.00
40005	C	0	1	2	-1.23	0.00	0.31	-0.15
40005	D	0	1	2	-6.10	0.00	0.00	-0.53
40006	*	-1	4834	99	1.00	0.02	0.00	0.02
40006	A	1	9	18	1.70	0.43	1.02	0.40
40006	B	0	21	42	0.38	0.17	0.66	-0.27
40006	C	0	17	34	0.87	0.24	1.33	0.08
40006	D	0	3	6	-0.32	1.09	0.50	-0.24

ItemID	Response	SCORE	n	n %	Avg. Prsn Msr	SE	OUT.MSQ	PTME
40007	*	-1	4824	99	1.00	0.02	0.00	0.02
40007	A	1	58	97	0.81	0.15	1.07	0.08
40007	B	0	1	2	0.31	0.00	1.13	-0.06
40007	C	0	1	2	0.30	0.00	1.12	-0.06
40007	D	0	0	0	0.00	0.00	0.00	0.00
40008	*	-1	4821	99	1.00	0.02	0.00	0.04
40008	A	1	36	57	0.93	0.25	1.60	0.33
40008	B	0	3	5	-0.50	0.55	0.56	-0.17
40008	C	0	17	27	0.02	0.28	1.13	-0.23
40008	D	0	7	11	0.23	0.32	1.19	-0.08
40009	*	-1	4828	99	1.01	0.02	0.00	0.05
40009	A	1	37	66	1.06	0.17	0.72	0.60
40009	B	0	4	7	-1.67	1.38	0.52	-0.34
40009	C	0	4	7	-0.49	0.38	0.55	-0.14
40009	D	0	11	20	-0.97	0.56	0.56	-0.40
40010	*	-1	4829	99	1.00	0.02	0.00	0.00
40010	A	1	39	71	1.27	0.22	1.06	0.36
40010	B	0	4	7	0.05	0.29	0.64	-0.18
40010	C	0	7	13	0.23	0.64	1.82	-0.20
40010	D	0	5	9	0.21	0.28	0.76	-0.17
40011	*	-1	4829	99	1.00	0.02	0.00	0.03
40011	A	1	49	89	0.78	0.20	0.97	0.33
40011	B	0	3	5	-0.67	0.41	0.59	-0.22
40011	C	0	3	5	-0.73	0.19	0.48	-0.23
40011	D	0	0	0	0.00	0.00	0.00	0.00
40012	*	-1	4819	99	1.00	0.02	0.00	0.00
40012	A	1	49	75	1.21	0.18	0.99	0.36
40012	B	0	12	18	0.36	0.37	1.33	-0.21
40012	C	0	2	3	-0.55	0.13	0.32	-0.21
40012	D	0	2	3	-0.58	0.27	0.32	-0.21

ItemID	Response	SCORE	n	n %	Avg. Prsn Msr	SE	OUT.MSQ	PTME
40013	*	-1	4833	99	1.00	0.02	0.00	0.00
40013	A	1	45	88	1.22	0.23	1.18	0.39
40013	B	0	0	0	0.00	0.00	0.00	0.00
40013	C	0	3	6	-0.73	0.96	0.70	-0.26
40013	D	0	3	6	-0.81	0.22	0.38	-0.27
40014	*	-1	4828	99	1.00	0.02	0.00	0.04
40014	A	1	48	86	0.71	0.16	0.92	0.31
40014	B	0	2	4	-1.25	0.48	0.27	-0.30
40014	C	0	4	7	0.32	0.47	1.59	-0.06
40014	D	0	2	4	-0.59	0.51	0.52	-0.19
40015	*	-1	4837	99	1.00	0.02	0.00	-0.01
40015	A	1	35	74	1.36	0.17	1.10	0.39
40015	B	0	6	13	-0.04	0.40	0.57	-0.42
40015	C	0	5	11	1.14	0.25	1.42	0.01
40015	D	0	1	2	-0.52	0.00	0.24	-0.23
40016	*	-1	4829	99	1.00	0.02	0.00	0.00
40016	A	1	44	80	1.32	0.18	0.87	0.48
40016	B	0	2	4	0.88	0.63	1.51	-0.01
40016	C	0	5	9	-0.03	0.35	0.65	-0.19
40016	D	0	4	7	-1.99	1.49	0.46	-0.52
40017	*	-1	1822	37	1.37	0.03	0.00	0.22
40017	A	1	2507	82	1.06	0.02	0.92	0.45
40017	B	0	239	8	-0.33	0.06	0.71	-0.25
40017	C	0	120	4	-0.20	0.09	1.09	-0.15
40017	D	0	196	6	-0.80	0.10	0.57	-0.31
40018	*	-1	4819	99	1.00	0.02	0.00	0.02
40018	A	1	60	92	0.83	0.16	1.07	0.14
40018	B	0	2	3	0.73	0.30	1.76	-0.01
40018	C	0	1	2	2.15	0.00	6.99	0.14
40018	D	0	2	3	-1.34	0.02	0.21	-0.31

ItemID	Response	SCORE	n	n %	Avg. Prsn Msr	SE	OUT.MSQ	PTME
40019	*	-1	4834	99	1.00	0.02	0.00	0.02
40019	A	1	43	86	0.90	0.13	0.92	0.40
40019	B	0	6	12	-0.06	0.37	0.84	-0.32
40019	C	0	1	2	-0.87	0.00	0.27	-0.25
40019	D	0	0	0	0.00	0.00	0.00	0.00
40020	*	-1	4827	99	1.00	0.02	0.00	0.04
40020	A	1	42	74	0.94	0.16	0.81	0.53
40020	B	0	2	4	-0.31	0.12	0.54	-0.10
40020	C	0	2	4	-0.23	0.08	0.58	-0.09
40020	D	0	11	19	-1.00	0.62	0.86	-0.50
40021	*	-1	4829	99	1.00	0.02	0.00	0.01
40021	A	1	49	89	1.04	0.18	0.90	0.36
40021	B	0	6	11	-0.41	0.31	0.56	-0.36
40021	C	0	0	0	0.00	0.00	0.00	0.00
40021	D	0	0	0	0.00	0.00	0.00	0.00
40022	*	-1	4826	99	1.00	0.02	0.00	0.01
40022	A	1	45	78	1.05	0.23	1.46	0.28
40022	B	0	4	7	0.36	0.08	0.99	-0.09
40022	C	0	3	5	0.21	0.48	1.03	-0.10
40022	D	0	6	10	-0.19	0.50	1.17	-0.24
40023	*	-1	4620	95	0.97	0.02	0.00	-0.08
40023	A	1	240	91	1.58	0.07	0.91	0.42
40023	B	0	5	2	0.06	0.17	0.41	-0.18
40023	C	0	12	5	-0.04	0.15	0.40	-0.30
40023	D	0	7	3	0.06	0.41	0.72	-0.21
40024	*	-1	4831	99	1.00	0.02	0.00	0.02
40024	A	1	45	85	0.92	0.20	0.91	0.34
40024	B	0	1	2	-0.12	0.00	0.73	-0.08
40024	C	0	4	8	0.47	0.56	2.34	-0.05
40024	D	0	3	6	-1.64	0.27	0.17	-0.42

ItemID	Response	SCORE	n	n %	Avg. Prsn Msr	SE	OUT.MSQ	PTME
40025	*	-1	4818	99	1.00	0.02	0.00	-0.01
40025	A	1	54	82	1.37	0.13	0.81	0.49
40025	B	0	3	5	0.67	0.42	1.11	-0.09
40025	C	0	3	5	-0.09	0.65	0.59	-0.23
40025	D	0	6	9	-0.41	0.37	0.48	-0.43
40026	*	-1	4828	99	1.00	0.02	0.00	0.03
40026	A	1	41	73	0.96	0.17	1.04	0.42
40026	B	0	5	9	-0.04	0.59	1.15	-0.19
40026	C	0	2	4	-0.03	0.38	0.69	-0.12
40026	D	0	8	14	-0.22	0.35	0.80	-0.32
40027	*	-1	4821	99	1.00	0.02	0.00	0.01
40027	A	1	52	83	1.13	0.14	0.83	0.52
40027	B	0	2	3	-0.54	2.11	1.52	-0.21
40027	C	0	8	13	-0.42	0.19	0.47	-0.41
40027	D	0	1	2	-0.75	0.00	0.29	-0.17
40028	*	-1	4835	99	1.00	0.02	0.00	0.00
40028	A	1	22	45	1.63	0.25	0.76	0.54
40028	B	0	10	20	0.05	0.19	0.51	-0.44
40028	C	0	11	22	0.72	0.15	0.93	-0.14
40028	D	0	6	12	0.70	0.19	0.88	-0.10
40029	*	-1	4832	99	1.00	0.02	0.00	-0.01
40029	A	1	33	63	1.56	0.27	1.33	0.34
40029	B	0	11	21	0.24	0.28	0.77	-0.33
40029	C	0	3	6	-0.04	0.35	0.46	-0.20
40029	D	0	5	10	1.43	0.62	4.80	0.05
40030	*	-1	4825	99	1.00	0.02	0.00	0.02
40030	A	1	46	78	1.12	0.16	0.88	0.46
40030	B	0	7	12	-0.13	0.44	0.89	-0.22
40030	C	0	2	3	0.97	1.03	2.43	0.03
40030	D	0	4	7	-1.95	1.44	0.44	-0.49

ItemID	Response	SCORE	n	n %	Avg. Prsn Msr	SE	OUT.MSQ	PTME
40031	*	-1	4828	99	1.00	0.02	0.00	0.04
40031	A	1	41	73	0.98	0.18	0.94	0.56
40031	B	0	7	13	-0.07	0.12	0.75	-0.13
40031	C	0	1	2	-1.87	0.00	0.12	-0.21
40031	D	0	7	13	-1.67	0.79	0.42	-0.53
40032	*	-1	4828	99	1.00	0.02	0.00	0.04
40032	A	1	43	77	1.01	0.20	0.88	0.50
40032	B	0	5	9	-0.77	0.21	0.37	-0.27
40032	C	0	3	5	-0.29	0.15	0.56	-0.13
40032	D	0	5	9	-1.27	1.22	0.75	-0.37
40033	*	-1	4619	95	0.99	0.02	0.00	-0.04
40033	A	1	243	92	1.31	0.07	1.03	0.29
40033	B	0	7	3	0.22	0.22	0.64	-0.15
40033	C	0	13	5	0.29	0.16	0.69	-0.20
40033	D	0	2	1	-0.63	0.47	0.27	-0.15
40034	*	-1	4814	99	1.00	0.02	0.00	0.01
40034	A	1	33	47	1.51	0.14	0.73	0.52
40034	B	0	9	13	0.06	0.34	0.57	-0.30
40034	C	0	19	27	0.82	0.26	1.64	-0.05
40034	D	0	9	13	-0.29	0.18	0.34	-0.42
40035	*	-1	4817	99	1.00	0.02	0.00	0.01
40035	A	1	38	57	1.31	0.21	1.61	0.35
40035	B	0	9	13	0.29	0.38	0.89	-0.20
40035	C	0	12	18	0.58	0.22	0.93	-0.13
40035	D	0	8	12	0.31	0.43	0.98	-0.18
40036	*	-1	4816	99	1.00	0.02	0.00	0.03
40036	A	1	49	72	1.02	0.17	0.88	0.49
40036	B	0	6	9	-0.11	0.40	0.86	-0.19
40036	C	0	10	15	-0.32	0.32	0.79	-0.32
40036	D	0	3	4	-0.95	0.44	0.34	-0.27

ItemID	Response	SCORE	n	n %	Avg. Prsn Msr	SE	OUT.MSQ	PTME
40037	*	-1	4815	99	1.00	0.02	0.00	0.00
40037	A	1	65	94	1.09	0.17	0.88	0.33
40037	B	0	2	3	-0.14	0.82	0.91	-0.14
40037	C	0	2	3	-1.56	0.96	0.24	-0.32
40037	D	0	0	0	0.00	0.00	0.00	0.00
40038	*	-1	4830	99	1.00	0.02	0.00	0.03
40038	A	1	52	96	0.78	0.20	0.64	0.41
40038	B	0	0	0	0.00	0.00	0.00	0.00
40038	C	0	1	2	-0.41	0.00	1.10	-0.09
40038	D	0	1	2	-4.95	0.00	0.01	-0.49
40039	*	-1	4829	99	1.00	0.02	0.00	0.02
40039	A	1	46	84	0.98	0.18	0.94	0.37
40039	B	0	4	7	-0.51	0.44	0.58	-0.28
40039	C	0	4	7	0.26	0.36	1.14	-0.11
40039	D	0	1	2	-1.88	0.00	0.11	-0.28
40040	*	-1	4825	99	1.00	0.02	0.00	0.01
40040	A	1	41	69	1.22	0.19	0.95	0.47
40040	B	0	4	7	-0.26	0.65	0.67	-0.24
40040	C	0	4	7	-0.35	0.43	0.51	-0.26
40040	D	0	10	17	0.18	0.20	0.80	-0.24
40041	*	-1	4622	95	0.98	0.02	0.00	-0.06
40041	A	1	240	92	1.44	0.06	0.95	0.35
40041	B	0	15	6	0.55	0.19	0.85	-0.19
40041	C	0	5	2	-0.37	0.22	0.30	-0.23
40041	D	0	2	1	-1.44	0.53	0.10	-0.24
40042	*	-1	4828	99	1.00	0.02	0.00	0.00
40042	A	1	36	64	1.51	0.18	0.86	0.49
40042	B	0	10	18	0.60	0.30	0.98	-0.17
40042	C	0	7	13	-0.08	0.49	0.56	-0.35
40042	D	0	3	5	-0.28	0.36	0.35	-0.26

ItemID	Response	SCORE	n	n %	Avg. Prsn Msr	SE	OUT.MSQ	PTME
40043	*	-1	4829	99	1.00	0.02	0.00	0.04
40043	A	1	18	33	1.49	0.34	1.32	0.49
40043	B	0	14	25	0.81	0.31	1.69	0.11
40043	C	0	8	15	-0.17	0.27	0.50	-0.23
40043	D	0	15	27	-0.41	0.15	0.37	-0.45
40044	*	-1	4830	99	1.00	0.02	0.00	0.02
40044	A	1	32	59	1.58	0.21	0.68	0.68
40044	B	0	9	17	0.03	0.20	0.68	-0.21
40044	C	0	3	6	-0.67	0.48	0.36	-0.23
40044	D	0	10	19	-0.88	0.36	0.39	-0.52
40045	*	-1	4599	94	0.98	0.02	0.00	-0.06
40045	A	1	228	80	1.56	0.07	0.91	0.43
40045	B	0	24	8	0.51	0.14	0.76	-0.22
40045	C	0	25	9	0.44	0.22	0.95	-0.24
40045	D	0	8	3	-0.48	0.30	0.32	-0.27
40046	*	-1	4837	99	1.00	0.02	0.00	0.01
40046	A	1	33	70	1.24	0.26	1.52	0.35
40046	B	0	5	11	0.52	0.40	1.37	-0.09
40046	C	0	3	6	-0.78	0.15	0.26	-0.31
40046	D	0	6	13	0.29	0.51	1.41	-0.17
40047	*	-1	4829	99	1.00	0.02	0.00	0.04
40047	A	1	24	44	1.24	0.17	0.75	0.57
40047	B	0	5	9	0.52	0.29	1.06	-0.01
40047	C	0	9	16	0.32	0.39	1.19	-0.10
40047	D	0	17	31	-0.27	0.18	0.52	-0.53
40048	*	-1	4823	99	1.00	0.02	0.00	0.00
40048	A	1	24	39	1.51	0.30	1.49	0.32
40048	B	0	13	21	1.46	0.13	1.63	0.19
40048	C	0	15	25	-0.04	0.31	0.53	-0.40
40048	D	0	9	15	0.34	0.53	0.87	-0.18

ItemID	Response	SCORE	n	n %	Avg. Prsn Msr	SE	OUT.MSQ	PTME
40049	*	-1	4832	99	1.00	0.02	0.00	0.01
40049	A	1	23	44	1.60	0.36	1.17	0.45
40049	B	0	6	12	0.66	0.27	1.22	-0.04
40049	C	0	7	13	-0.02	0.63	1.15	-0.22
40049	D	0	16	31	0.16	0.20	0.77	-0.29
40050	*	-1	4827	99	1.00	0.02	0.00	0.00
40050	A	1	38	67	1.56	0.25	0.88	0.45
40050	B	0	9	16	0.08	0.35	0.90	-0.25
40050	C	0	4	7	-0.03	1.14	1.27	-0.18
40050	D	0	6	11	-0.11	0.61	0.93	-0.24
40051	*	-1	4835	99	1.00	0.02	0.00	0.00
40051	A	1	26	53	1.85	0.31	0.84	0.57
40051	B	0	12	24	0.12	0.18	0.62	-0.36
40051	C	0	7	14	0.08	0.24	0.60	-0.27
40051	D	0	4	8	0.39	0.47	0.89	-0.13
40052	*	-1	4829	99	1.00	0.02	0.00	0.00
40052	A	1	29	53	1.58	0.28	0.91	0.47
40052	B	0	4	7	0.63	0.30	1.02	-0.06
40052	C	0	11	20	-0.13	0.24	0.56	-0.39
40052	D	0	11	20	0.50	0.32	1.13	-0.16
40053	*	-1	4824	99	1.00	0.02	0.00	0.02
40053	A	1	37	62	0.97	0.16	1.02	0.33
40053	B	0	1	2	2.10	0.00	4.44	0.19
40053	C	0	17	28	0.17	0.19	0.83	-0.37
40053	D	0	5	8	0.46	0.28	0.98	-0.08
40054	*	-1	4833	99	1.00	0.02	0.00	0.03
40054	A	1	31	61	1.25	0.26	0.93	0.45
40054	B	0	8	16	-0.23	0.30	0.66	-0.24
40054	C	0	8	16	0.36	0.24	1.04	-0.09
40054	D	0	4	8	-1.41	1.43	1.28	-0.38

ItemID	Response	SCORE	n	n %	Avg. Prsn Msr	SE	OUT.MSQ	PTME
40055	*	-1	4829	99	1.00	0.02	0.00	0.00
40055	A	1	30	55	1.53	0.29	1.70	0.43
40055	B	0	11	20	0.60	0.25	1.08	-0.11
40055	C	0	3	5	-0.02	0.93	1.08	-0.16
40055	D	0	11	20	-0.06	0.32	0.71	-0.34
40056	*	-1	4835	99	1.00	0.02	0.00	0.02
40056	A	1	27	55	1.09	0.23	1.19	0.35
40056	B	0	8	16	0.47	0.33	1.15	-0.11
40056	C	0	6	12	-0.12	0.21	0.50	-0.30
40056	D	0	8	16	0.51	0.20	0.98	-0.10
40057	*	-1	4828	99	1.00	0.02	0.00	0.01
40057	A	1	33	59	1.12	0.25	1.66	0.20
40057	B	0	12	21	1.33	0.46	6.16	0.16
40057	C	0	6	11	-0.10	0.18	0.48	-0.19
40057	D	0	5	9	-1.10	1.26	1.14	-0.36
40058	*	-1	4831	99	1.00	0.02	0.00	0.02
40058	A	1	31	58	0.98	0.19	1.11	0.24
40058	B	0	6	11	0.19	0.42	0.93	-0.18
40058	C	0	11	21	0.78	0.32	2.17	0.01
40058	D	0	5	9	-0.01	0.51	0.84	-0.23
40059	*	-1	4837	99	1.00	0.02	0.00	0.01
40059	A	1	30	64	1.32	0.24	0.98	0.49
40059	B	0	8	17	0.02	0.37	0.91	-0.27
40059	C	0	1	2	-0.81	0.00	0.24	-0.18
40059	D	0	8	17	-0.01	0.32	0.76	-0.28
40060	*	-1	4828	99	1.00	0.02	0.00	0.03
40060	A	1	34	61	1.13	0.27	1.20	0.35
40060	B	0	5	9	0.50	0.72	3.45	-0.04
40060	C	0	3	5	-1.13	0.05	0.22	-0.28
40060	D	0	14	25	0.07	0.33	1.50	-0.23

ItemID	Response	SCORE	n	n %	Avg. Prsn Msr	SE	OUT.MSQ	PTME
40061	*	-1	4820	99	1.00	0.02	0.00	0.04
40061	A	1	30	47	1.10	0.20	1.25	0.42
40061	B	0	3	5	0.54	0.35	1.04	0.00
40061	C	0	6	9	0.15	0.44	0.88	-0.11
40061	D	0	25	39	0.01	0.23	0.89	-0.37
40062	*	-1	4821	99	1.00	0.02	0.00	0.00
40062	A	1	27	43	2.07	0.31	0.93	0.55
40062	B	0	7	11	0.45	0.51	0.99	-0.10
40062	C	0	12	19	0.25	0.22	0.59	-0.20
40062	D	0	17	27	-0.06	0.43	0.80	-0.36
40063	*	-1	4828	99	1.00	0.02	0.00	0.00
40063	A	1	7	13	3.37	0.73	0.84	0.60
40063	B	0	21	38	0.98	0.25	1.10	-0.04
40063	C	0	8	14	0.72	0.47	0.90	-0.09
40063	D	0	20	36	0.44	0.18	0.41	-0.31
40064	*	-1	4828	99	1.00	0.02	0.00	0.03
40064	A	1	11	20	2.46	0.37	0.43	0.68
40064	B	0	4	7	0.35	0.70	0.91	-0.07
40064	C	0	21	38	0.61	0.18	1.01	-0.04
40064	D	0	20	36	-0.15	0.17	0.39	-0.48
40065	*	-1	4831	99	1.00	0.02	0.00	0.02
40065	A	1	11	21	1.51	0.62	2.22	0.29
40065	B	0	1	2	1.49	0.00	1.59	0.08
40065	C	0	28	53	0.48	0.19	1.02	-0.21
40065	D	0	13	25	0.63	0.35	1.31	-0.05
40066	*	-1	4824	99	1.00	0.02	0.00	0.04
40066	A	1	27	45	1.51	0.26	1.10	0.51
40066	B	0	12	20	0.15	0.32	0.95	-0.09
40066	C	0	8	13	-0.04	0.39	0.77	-0.11
40066	D	0	13	22	-1.00	0.67	0.65	-0.43

ItemID	Response	SCORE	n	n %	Avg. Prsn Msr	SE	OUT.MSQ	PTME
40067	*	-1	4827	99	1.00	0.02	0.00	0.01
40067	A	1	19	33	1.91	0.21	0.78	0.54
40067	B	0	3	5	-0.25	0.78	0.39	-0.22
40067	C	0	24	42	0.78	0.23	1.18	-0.10
40067	D	0	11	19	-0.11	0.29	0.39	-0.40
40068	*	-1	1847	38	1.35	0.03	0.00	0.22
40068	A	1	657	22	1.94	0.06	1.17	0.46
40068	B	0	1435	47	0.62	0.03	1.01	-0.11
40068	C	0	371	12	0.39	0.06	0.89	-0.11
40068	D	0	574	19	0.10	0.05	0.66	-0.25
40069	*	-1	4833	99	1.00	0.02	0.00	-0.01
40069	A	1	6	12	4.40	0.49	0.14	0.78
40069	B	0	30	59	0.73	0.17	0.69	-0.31
40069	C	0	5	10	1.41	0.16	0.88	0.06
40069	D	0	10	20	0.24	0.33	0.39	-0.29
40070	*	-1	4604	94	0.99	0.02	0.00	-0.03
40070	A	1	147	53	1.59	0.08	0.95	0.46
40070	B	0	73	26	0.83	0.08	1.00	-0.19
40070	C	0	44	16	0.58	0.13	0.79	-0.24
40070	D	0	16	6	0.13	0.26	0.61	-0.25
40071	*	-1	4825	99	1.00	0.02	0.00	0.02
40071	A	1	16	27	1.57	0.34	1.48	0.39
40071	B	0	2	3	-1.59	0.07	0.07	-0.34
40071	C	0	22	37	0.71	0.24	1.27	-0.03
40071	D	0	19	32	0.36	0.24	0.81	-0.21
40072	*	-1	4828	99	1.00	0.02	0.00	0.02
40072	A	1	20	36	1.46	0.31	1.33	0.36
40072	B	0	12	21	0.39	0.20	0.67	-0.15
40072	C	0	9	16	0.98	0.22	1.16	0.06
40072	D	0	15	27	0.10	0.45	0.94	-0.30

ItemID	Response	SCORE	n	n %	Avg. Prsn Msr	SE	OUT.MSQ	PTME
40073	*	-1	4829	99	1.00	0.02	0.00	0.03
40073	A	1	12	22	2.04	0.41	0.67	0.60
40073	B	0	6	11	0.28	0.45	0.84	-0.09
40073	C	0	12	22	0.14	0.30	0.72	-0.19
40073	D	0	25	45	0.21	0.17	0.69	-0.28
40074	*	-1	4827	99	1.00	0.02	0.00	0.00
40074	A	1	43	75	1.12	0.18	1.12	0.24
40074	B	0	10	18	0.67	0.46	1.95	-0.10
40074	C	0	1	2	0.38	0.00	0.79	-0.06
40074	D	0	3	5	-0.49	0.69	0.51	-0.27
40075	*	-1	4828	99	1.00	0.02	0.00	0.03
40075	A	1	41	73	0.94	0.17	1.15	0.38
40075	B	0	3	5	0.79	0.26	1.54	0.02
40075	C	0	4	7	-0.08	0.41	0.76	-0.19
40075	D	0	8	14	-0.30	0.43	1.11	-0.35
40076	*	-1	4825	99	1.00	0.02	0.00	0.00
40076	A	1	38	64	1.34	0.20	1.03	0.39
40076	B	0	5	8	-0.79	0.47	0.32	-0.40
40076	C	0	5	8	0.63	0.53	1.39	-0.07
40076	D	0	11	19	0.54	0.38	2.31	-0.15
40077	*	-1	4832	99	1.00	0.02	0.00	0.02
40077	A	1	28	54	1.31	0.26	0.99	0.36
40077	B	0	4	8	1.18	0.59	2.35	0.07
40077	C	0	4	8	0.33	0.21	0.73	-0.08
40077	D	0	16	31	-0.17	0.49	1.32	-0.39
40078	*	-1	4829	99	1.00	0.02	0.00	-0.01
40078	A	1	49	89	1.20	0.21	0.96	0.26
40078	B	0	2	4	0.99	0.20	1.72	-0.01
40078	C	0	2	4	-0.38	1.06	0.70	-0.20
40078	D	0	2	4	-0.59	0.08	0.35	-0.22

ItemID	Response	SCORE	n	n %	Avg. Prsn Msr	SE	OUT.MSQ	PTME
40079	*	-1	4617	95	0.99	0.02	0.00	-0.03
40079	A	1	218	82	1.36	0.07	1.03	0.37
40079	B	0	30	11	0.31	0.14	0.72	-0.30
40079	C	0	17	6	0.56	0.22	1.15	-0.15
40079	D	0	2	1	-0.26	0.83	0.44	-0.12
40080	*	-1	4830	99	1.00	0.02	0.00	0.02
40080	A	1	47	87	0.83	0.18	1.07	0.19
40080	B	0	2	4	0.90	0.33	1.93	0.03
40080	C	0	3	6	-0.15	0.81	1.22	-0.18
40080	D	0	2	4	-0.13	0.72	0.83	-0.14
40081	*	-1	4828	99	1.00	0.02	0.00	0.04
40081	A	1	28	50	0.88	0.19	1.25	0.28
40081	B	0	12	21	0.51	0.24	1.18	0.00
40081	C	0	4	7	0.64	0.31	1.16	0.03
40081	D	0	12	21	-0.36	0.58	0.95	-0.35
40082	*	-1	4829	99	1.00	0.02	0.00	0.05
40082	A	1	33	60	0.72	0.18	1.23	0.39
40082	B	0	9	16	0.10	0.28	1.11	-0.12
40082	C	0	7	13	-0.12	0.38	0.99	-0.18
40082	D	0	6	11	-0.42	0.45	0.92	-0.27
40083	*	-1	4828	99	1.00	0.02	0.00	0.01
40083	A	1	27	48	1.48	0.26	1.19	0.41
40083	B	0	7	13	-0.51	0.75	0.71	-0.37
40083	C	0	10	18	0.65	0.36	1.72	-0.07
40083	D	0	12	21	0.51	0.20	0.85	-0.13
40084	*	-1	4824	99	1.00	0.02	0.00	0.04
40084	A	1	31	52	1.32	0.19	0.66	0.62
40084	B	0	7	12	-0.04	0.27	0.71	-0.14
40084	C	0	4	7	-0.94	0.47	0.34	-0.28
40084	D	0	18	30	-0.37	0.30	0.71	-0.42

ItemID	Response	SCORE	n	n %	Avg. Prsn Msr	SE	OUT.MSQ	PTME
40085	*	-1	4829	99	1.00	0.02	0.00	0.00
40085	A	1	18	33	2.09	0.26	0.90	0.58
40085	B	0	12	22	0.53	0.31	0.80	-0.18
40085	C	0	23	42	0.49	0.24	0.83	-0.32
40085	D	0	2	4	-0.35	0.16	0.21	-0.20
40086	*	-1	4834	99	1.00	0.02	0.00	0.03
40086	A	1	32	64	1.12	0.19	0.90	0.48
40086	B	0	1	2	-2.51	0.00	0.05	-0.34
40086	C	0	3	6	0.04	0.90	1.09	-0.12
40086	D	0	14	28	-0.08	0.33	0.93	-0.34
40087	*	-1	4829	99	1.00	0.02	0.00	0.03
40087	A	1	37	67	1.09	0.20	0.94	0.55
40087	B	0	5	9	-0.59	0.37	0.55	-0.31
40087	C	0	6	11	-0.14	0.26	0.77	-0.21
40087	D	0	7	13	-0.43	0.19	0.52	-0.32
40088	*	-1	4819	99	1.00	0.02	0.00	-0.02
40088	A	1	35	54	1.60	0.17	1.04	0.40
40088	B	0	14	22	0.84	0.17	0.83	-0.18
40088	C	0	4	6	0.93	0.81	2.13	-0.07
40088	D	0	12	18	0.57	0.34	0.89	-0.28
40089	*	-1	4819	99	1.00	0.02	0.00	0.02
40089	A	1	45	69	1.12	0.16	0.99	0.43
40089	B	0	6	9	0.35	0.48	1.28	-0.12
40089	C	0	7	11	0.31	0.34	1.06	-0.14
40089	D	0	7	11	-0.54	0.49	0.61	-0.39
40090	*	-1	4832	99	1.00	0.02	0.00	0.00
40090	A	1	14	27	2.27	0.23	0.53	0.62
40090	B	0	6	12	0.68	0.25	0.61	-0.11
40090	C	0	12	23	0.46	0.32	0.62	-0.27
40090	D	0	20	38	0.67	0.23	0.77	-0.25

ItemID	Response	SCORE	n	n %	Avg. Prsn Msr	SE	OUT.MSQ	PTME
40091	*	-1	4828	99	1.00	0.02	0.00	0.00
40091	A	1	52	93	1.17	0.21	0.85	0.35
40091	B	0	0	0	0.00	0.00	0.00	0.00
40091	C	0	0	0	0.00	0.00	0.00	0.00
40091	D	0	4	7	-1.05	0.99	1.34	-0.35
40092	*	-1	4824	99	1.00	0.02	0.00	0.03
40092	A	1	50	83	1.02	0.17	0.93	0.49
40092	B	0	7	12	-0.28	0.38	0.82	-0.23
40092	C	0	0	0	0.00	0.00	0.00	0.00
40092	D	0	3	5	-2.74	1.68	0.27	-0.51
40093	*	-1	4831	99	1.00	0.02	0.00	0.01
40093	A	1	42	79	1.15	0.24	1.04	0.33
40093	B	0	8	15	0.09	0.39	1.48	-0.22
40093	C	0	2	4	-0.53	0.13	0.43	-0.18
40093	D	0	1	2	-0.75	0.00	0.35	-0.15
40094	*	-1	4820	99	1.00	0.02	0.00	0.03
40094	A	1	38	59	1.23	0.17	0.86	0.48
40094	B	0	7	11	0.67	0.26	1.30	0.01
40094	C	0	9	14	-0.18	0.50	0.88	-0.22
40094	D	0	10	16	-0.88	0.65	0.64	-0.44
40095	*	-1	4829	99	1.00	0.02	0.00	-0.01
40095	A	1	43	78	1.55	0.20	0.77	0.59
40095	B	0	3	5	0.20	0.27	0.72	-0.15
40095	C	0	3	5	-0.75	0.59	0.35	-0.30
40095	D	0	6	11	-0.75	0.23	0.29	-0.45
40096	*	-1	4825	99	1.00	0.02	0.00	0.01
40096	A	1	49	83	1.19	0.21	0.90	0.47
40096	B	0	4	7	-0.12	0.31	0.72	-0.15
40096	C	0	4	7	-1.88	1.22	0.38	-0.43
40096	D	0	2	3	-0.77	0.15	0.33	-0.18

ItemID	Response	SCORE	n	n %	Avg. Prsn Msr	SE	OUT.MSQ	PTME
40097	*	-1	4831	99	0.99	0.02	0.00	-0.02
40097	A	1	44	83	1.49	0.22	0.92	0.29
40097	B	0	5	9	0.51	0.72	2.42	-0.17
40097	C	0	2	4	0.65	1.72	2.83	-0.09
40097	D	0	2	4	-0.49	0.76	0.41	-0.24
40098	*	-1	4820	99	1.00	0.02	0.00	0.01
40098	A	1	56	88	1.24	0.15	1.09	0.53
40098	B	0	2	3	-0.91	0.32	0.25	-0.22
40098	C	0	5	8	-0.30	0.63	1.01	-0.24
40098	D	0	1	2	-6.10	0.00	0.00	-0.59
40099	*	-1	4828	99	1.00	0.02	0.00	0.02
40099	A	1	43	77	1.07	0.21	1.03	0.37
40099	B	0	3	5	-0.49	0.14	0.43	-0.22
40099	C	0	9	16	0.21	0.25	1.11	-0.19
40099	D	0	1	2	-2.06	0.00	0.09	-0.28
40100	*	-1	4832	99	1.00	0.02	0.00	0.02
40100	A	1	44	85	1.05	0.21	0.89	0.41
40100	B	0	3	6	-1.28	1.13	0.61	-0.34
40100	C	0	3	6	0.08	0.45	1.09	-0.12
40100	D	0	2	4	-0.79	0.16	0.37	-0.21
40101	*	-1	4830	99	1.00	0.02	0.00	0.01
40101	A	1	7	13	2.27	0.69	1.28	0.43
40101	B	0	43	80	0.82	0.13	0.86	-0.08
40101	C	0	3	6	-0.45	0.66	0.23	-0.25
40101	D	0	1	2	-2.84	0.00	0.02	-0.41
40102	*	-1	4829	99	1.00	0.02	0.00	0.02
40102	A	1	2	4	0.68	0.86	2.83	-0.01
40102	B	0	3	5	-0.99	0.33	0.10	-0.33
40102	C	0	49	89	0.87	0.18	1.17	0.31
40102	D	0	1	2	-0.59	0.00	0.14	-0.14

ItemID	Response	SCORE	n	n %	Avg. Prsn Msr	SE	OUT.MSQ	PTME
40103	*	-1	4836	99	1.00	0.02	0.00	-0.01
40103	A	1	9	19	2.25	0.74	1.70	0.36
40103	B	0	19	40	0.43	0.23	0.62	-0.43
40103	C	0	17	35	1.58	0.24	2.03	0.20
40103	D	0	3	6	0.59	0.26	0.50	-0.11
40104	*	-1	4830	99	1.00	0.02	0.00	0.03
40104	A	1	1	2	0.82	0.00	1.40	0.02
40104	B	0	2	4	1.89	0.66	2.56	0.23
40104	C	0	50	93	0.64	0.14	1.00	0.01
40104	D	0	1	2	-2.14	0.00	0.04	-0.36
40105	*	-1	4828	99	1.00	0.02	0.00	0.02
40105	A	1	5	9	1.94	0.93	1.97	0.29
40105	B	0	21	38	0.51	0.24	0.77	-0.12
40105	C	0	28	50	0.65	0.26	0.91	-0.04
40105	D	0	2	4	0.60	0.37	0.51	-0.02
40106	*	-1	4832	99	1.00	0.02	0.00	0.02
40106	A	1	42	81	1.13	0.18	0.85	0.60
40106	B	0	3	6	-0.19	0.07	0.61	-0.15
40106	C	0	5	10	-1.05	0.48	0.37	-0.39
40106	D	0	2	4	-2.48	1.04	0.17	-0.44
40107	*	-1	4814	99	1.00	0.02	0.00	0.01
40107	A	1	11	16	1.65	0.57	2.72	0.25
40107	B	0	49	70	0.90	0.14	1.03	-0.04
40107	C	0	4	6	1.16	0.58	1.34	0.04
40107	D	0	6	9	-0.22	0.36	0.27	-0.29
40108	*	-1	4826	99	1.00	0.02	0.00	0.02
40108	A	1	24	41	1.24	0.26	1.26	0.29
40108	B	0	6	10	0.80	0.36	1.29	0.00
40108	C	0	16	28	0.71	0.22	1.42	-0.04
40108	D	0	12	21	0.03	0.48	0.96	-0.31

ItemID	Response	SCORE	n	n %	Avg. Prsn Msr	SE	OUT.MSQ	PTME
40109	*	-1	4828	99	1.00	0.02	0.00	0.03
40109	A	1	16	29	1.32	0.29	1.29	0.38
40109	B	0	26	46	0.54	0.16	1.06	-0.13
40109	C	0	5	9	0.41	0.40	0.86	-0.08
40109	D	0	9	16	0.13	0.41	0.78	-0.23
40110	*	-1	4828	99	1.00	0.02	0.00	0.02
40110	A	1	39	70	1.04	0.17	0.96	0.36
40110	B	0	6	11	-0.04	0.54	0.98	-0.22
40110	C	0	8	14	0.54	0.50	2.07	-0.07
40110	D	0	3	5	-0.96	0.44	0.28	-0.33
40111	*	-1	4829	99	1.01	0.02	0.00	0.06
40111	A	1	35	64	0.58	0.23	1.00	0.32
40111	B	0	10	18	0.40	0.57	8.12	0.06
40111	C	0	6	11	-1.29	0.36	0.40	-0.36
40111	D	0	4	7	-1.12	0.23	0.38	-0.25
40112	*	-1	4819	99	1.00	0.02	0.00	0.01
40112	A	1	37	57	1.31	0.20	1.07	0.36
40112	B	0	13	20	0.11	0.26	0.78	-0.33
40112	C	0	13	20	0.63	0.34	1.93	-0.12
40112	D	0	2	3	0.92	0.12	1.19	0.00
40113	*	-1	4826	99	1.00	0.02	0.00	0.03
40113	A	1	32	55	0.99	0.17	1.13	0.34
40113	B	0	1	2	0.11	0.00	0.57	-0.08
40113	C	0	24	41	0.32	0.17	0.91	-0.34
40113	D	0	1	2	1.03	0.00	1.43	0.05
40114	*	-1	4810	98	1.00	0.02	0.00	0.02
40114	A	1	44	59	1.32	0.17	0.88	0.51
40114	B	0	22	30	0.24	0.16	0.81	-0.33
40114	C	0	8	11	-0.25	0.20	0.47	-0.32
40114	D	0	0	0	0.00	0.00	0.00	0.00

ItemID	Response	SCORE	n	n %	Avg. Prsn Msr	SE	OUT.MSQ	PTME
40115	*	-1	4827	99	1.00	0.02	0.00	0.02
40115	A	1	49	86	0.95	0.18	1.08	0.27
40115	B	0	6	11	-0.16	0.22	0.65	-0.27
40115	C	0	2	4	0.42	0.01	1.06	-0.06
40115	D	0	0	0	0.00	0.00	0.00	0.00
40116	*	-1	4829	99	1.00	0.02	0.00	0.02
40116	A	1	28	51	1.27	0.22	1.01	0.45
40116	B	0	21	38	0.44	0.18	0.96	-0.22
40116	C	0	4	7	-0.39	0.46	0.41	-0.28
40116	D	0	2	4	-0.78	1.21	0.40	-0.26
40117	*	-1	4829	99	1.00	0.02	0.00	0.02
40117	A	1	38	69	1.16	0.17	1.16	0.41
40117	B	0	4	7	0.29	0.38	0.85	-0.11
40117	C	0	12	22	0.33	0.25	0.91	-0.19
40117	D	0	1	2	-5.35	0.00	0.00	-0.63
40118	*	-1	4834	99	1.00	0.02	0.00	0.02
40118	A	1	24	48	1.70	0.30	0.89	0.54
40118	B	0	1	2	0.37	0.00	0.67	-0.04
40118	C	0	25	50	-0.05	0.27	0.89	-0.53
40118	D	0	0	0	0.00	0.00	0.00	0.00
40119	*	-1	4829	99	1.00	0.02	0.00	0.05
40119	A	1	24	44	0.20	0.24	2.28	-0.16
40119	B	0	27	49	0.76	0.17	1.91	0.32
40119	C	0	2	4	-1.35	1.68	0.44	-0.30
40119	D	0	2	4	-0.32	0.83	0.61	-0.12
40120	*	-1	1851	38	1.35	0.03	0.00	0.22
40120	A	1	775	26	1.37	0.06	2.03	0.26
40120	B	0	1050	35	0.93	0.03	1.50	0.08
40120	C	0	977	32	0.44	0.03	0.94	-0.18
40120	D	0	231	8	-0.43	0.10	0.52	-0.26

ItemID	Response	SCORE	n	n %	Avg. Prsn Msr	SE	OUT.MSQ	PTME
40121	*	-1	4825	99	1.00	0.02	0.00	0.02
40121	A	1	6	10	1.59	0.83	2.75	0.24
40121	B	0	29	49	0.93	0.17	1.20	0.16
40121	C	0	18	31	0.56	0.17	0.64	-0.10
40121	D	0	6	10	-0.49	0.74	0.52	-0.35
40122	*	-1	4828	99	1.00	0.02	0.00	0.02
40122	A	1	24	43	1.49	0.32	1.29	0.49
40122	B	0	2	4	0.57	0.59	1.02	-0.02
40122	C	0	20	36	0.48	0.11	0.87	-0.13
40122	D	0	10	18	-0.68	0.28	0.36	-0.47
40123	*	-1	4822	99	1.00	0.02	0.00	0.02
40123	A	1	7	11	1.75	0.55	1.05	0.30
40123	B	0	32	52	0.73	0.23	1.22	0.00
40123	C	0	17	27	0.42	0.25	0.76	-0.16
40123	D	0	6	10	0.47	0.25	0.55	-0.07
40124	*	-1	4828	99	1.00	0.02	0.00	0.01
40124	A	1	8	14	0.91	0.56	2.95	0.00
40124	B	0	10	18	0.55	0.37	0.73	-0.12
40124	C	0	35	63	1.01	0.22	1.48	0.11
40124	D	0	3	5	0.75	0.96	0.94	-0.03
40125	*	-1	4828	99	1.00	0.02	0.00	0.02
40125	A	1	27	48	1.75	0.19	0.52	0.66
40125	B	0	1	2	0.77	0.00	0.99	0.00
40125	C	0	23	41	0.08	0.15	0.64	-0.37
40125	D	0	5	9	-1.74	0.95	0.24	-0.52
40126	*	-1	4829	99	1.00	0.02	0.00	0.02
40126	A	1	7	13	1.37	0.77	1.93	0.20
40126	B	0	20	36	1.13	0.21	1.80	0.26
40126	C	0	20	36	0.24	0.24	0.73	-0.31
40126	D	0	8	15	0.37	0.25	0.66	-0.12

ItemID	Response	SCORE	n	n %	Avg. Prsn Msr	SE	OUT.MSQ	PTME
40127	*	-1	4826	99	1.00	0.02	0.00	0.04
40127	A	1	48	83	0.77	0.20	1.00	0.30
40127	B	0	7	12	0.26	0.23	1.44	-0.08
40127	C	0	2	3	-1.41	0.35	0.24	-0.27
40127	D	0	1	2	-2.40	0.00	0.08	-0.28
40128	*	-1	4832	99	1.00	0.02	0.00	0.03
40128	A	1	48	92	0.81	0.18	1.15	0.48
40128	B	0	0	0	0.00	0.00	0.00	0.00
40128	C	0	3	6	-0.77	0.11	0.43	-0.22
40128	D	0	1	2	-5.54	0.00	0.00	-0.56
40129	*	-1	4828	99	1.00	0.02	0.00	0.04
40129	A	1	39	70	1.14	0.15	0.77	0.59
40129	B	0	5	9	-0.25	0.39	0.65	-0.17
40129	C	0	6	11	-0.32	0.22	0.51	-0.21
40129	D	0	6	11	-1.62	1.06	0.92	-0.52
40130	*	-1	4827	99	1.00	0.02	0.00	0.03
40130	A	1	47	82	0.89	0.18	0.99	0.38
40130	B	0	7	12	-0.44	0.34	0.65	-0.34
40130	C	0	1	2	1.09	0.00	2.31	0.04
40130	D	0	2	4	-0.69	0.20	0.39	-0.21
40131	*	-1	4836	99	1.00	0.02	0.00	0.02
40131	A	1	37	77	1.04	0.28	1.04	0.38
40131	B	0	7	15	-0.50	0.40	0.80	-0.30
40131	C	0	1	2	0.33	0.00	1.23	-0.03
40131	D	0	3	6	-0.60	0.26	0.52	-0.20
40132	*	-1	4828	99	1.00	0.02	0.00	0.03
40132	A	1	48	86	0.98	0.17	0.97	0.50
40132	B	0	4	7	-0.37	0.29	0.56	-0.19
40132	C	0	0	0	0.00	0.00	0.00	0.00
40132	D	0	4	7	-1.90	1.28	0.46	-0.48

ItemID	Response	SCORE	n	n %	Avg. Prsn Msr	SE	OUT.MSQ	PTME
40133	*	-1	4829	99	1.00	0.02	0.00	0.03
40133	A	1	44	80	0.88	0.17	0.93	0.35
40133	B	0	1	2	-1.42	0.00	0.18	-0.24
40133	C	0	7	13	0.25	0.53	3.15	-0.13
40133	D	0	3	5	-0.69	0.07	0.37	-0.27
40134	*	-1	4829	99	1.00	0.02	0.00	0.05
40134	A	1	40	73	0.90	0.21	0.84	0.53
40134	B	0	4	7	-0.86	0.57	0.65	-0.22
40134	C	0	3	5	-1.37	0.37	0.26	-0.27
40134	D	0	8	15	-0.87	0.68	0.95	-0.33
40135	*	-1	4834	99	1.00	0.02	0.00	0.01
40135	A	1	45	90	1.04	0.22	1.09	0.26
40135	B	0	1	2	-1.36	0.00	0.21	-0.22
40135	C	0	2	4	-0.34	0.21	0.60	-0.17
40135	D	0	2	4	0.48	0.91	1.92	-0.06
40136	*	-1	4823	99	1.00	0.02	0.00	0.03
40136	A	1	50	82	0.94	0.21	1.04	0.32
40136	B	0	4	7	-0.38	0.80	1.34	-0.18
40136	C	0	2	3	-2.97	0.42	0.05	-0.43
40136	D	0	5	8	0.66	0.20	1.87	-0.01
40137	*	-1	4827	99	1.00	0.02	0.00	0.03
40137	A	1	43	75	1.07	0.15	0.83	0.55
40137	B	0	1	2	0.46	0.00	0.96	-0.02
40137	C	0	5	9	-0.07	0.35	0.74	-0.17
40137	D	0	8	14	-1.09	0.65	0.45	-0.53
40138	*	-1	4825	99	1.00	0.02	0.00	0.04
40138	A	1	46	78	0.89	0.16	1.03	0.44
40138	B	0	5	8	-0.10	0.74	1.44	-0.15
40138	C	0	1	2	-0.60	0.00	0.39	-0.11
40138	D	0	7	12	-0.92	0.76	0.69	-0.40

ItemID	Response	SCORE	n	n %	Avg. Prsn Msr	SE	OUT.MSQ	PTME
40139	*	-1	4826	99	1.00	0.02	0.00	0.04
40139	A	1	48	83	0.83	0.13	0.85	0.57
40139	B	0	1	2	-0.42	0.00	0.47	-0.10
40139	C	0	3	5	-0.62	0.28	0.41	-0.22
40139	D	0	6	10	-1.32	0.83	0.48	-0.51
40140	*	-1	4827	99	1.00	0.02	0.00	0.04
40140	A	1	51	89	0.63	0.17	1.05	0.13
40140	B	0	2	4	0.65	1.55	4.21	0.01
40140	C	0	1	2	-0.59	0.00	0.50	-0.13
40140	D	0	3	5	0.03	0.63	1.39	-0.11
40141	*	-1	4826	99	1.00	0.02	0.00	0.03
40141	A	1	49	84	0.84	0.18	1.01	0.33
40141	B	0	3	5	-1.06	0.15	0.30	-0.30
40141	C	0	5	9	0.20	0.53	1.46	-0.11
40141	D	0	1	2	-1.10	0.00	0.28	-0.18
40142	*	-1	4824	99	1.00	0.02	0.00	0.00
40142	A	1	56	93	1.18	0.15	0.76	0.48
40142	B	0	1	2	-3.26	0.00	0.03	-0.43
40142	C	0	1	2	-0.84	0.00	0.31	-0.19
40142	D	0	2	3	-0.54	1.04	0.66	-0.23
40143	*	-1	4820	99	1.00	0.02	0.00	0.04
40143	A	-1	64	100	0.57	0.13	0.00	0.00
40143	B	-1	0	0	0.00	0.00	0.00	0.00
40143	C	-1	0	0	0.00	0.00	0.00	0.00
40143	D	-1	0	0	0.00	0.00	0.00	0.00
40144	*	-1	4834	99	1.00	0.02	0.00	0.05
40144	A	1	48	96	0.46	0.17	1.11	0.23
40144	B	0	1	2	-1.33	0.00	0.35	-0.21
40144	C	0	1	2	-0.54	0.00	0.77	-0.11
40144	D	0	0	0	0.00	0.00	0.00	0.00

ItemID	Response	SCORE	n	n %	Avg. Prsn Msr	SE	OUT.MSQ	PTME
40145	*	-1	4828	99	1.00	0.02	0.00	0.04
40145	A	1	52	93	0.74	0.14	0.77	0.54
40145	B	0	4	7	-1.71	0.34	0.21	-0.54
40145	C	0	0	0	0.00	0.00	0.00	0.00
40145	D	0	0	0	0.00	0.00	0.00	0.00
40146	*	-1	4829	99	1.00	0.02	0.00	0.00
40146	A	1	53	96	1.14	0.17	0.96	0.38
40146	B	0	1	2	-1.91	0.00	0.12	-0.30
40146	C	0	1	2	-1.23	0.00	0.23	-0.23
40146	D	0	0	0	0.00	0.00	0.00	0.00
40147	*	-1	4830	99	1.00	0.02	0.00	0.03
40147	A	1	53	98	0.66	0.18	1.04	0.06
40147	B	0	1	2	0.08	0.00	1.12	-0.06
40147	C	0	0	0	0.00	0.00	0.00	0.00
40147	D	0	0	0	0.00	0.00	0.00	0.00
40148	*	-1	4827	99	1.00	0.02	0.00	0.04
40148	A	1	49	86	0.86	0.14	0.87	0.50
40148	B	0	0	0	0.00	0.00	0.00	0.00
40148	C	0	6	11	-0.24	0.50	1.00	-0.21
40148	D	0	2	4	-3.66	1.69	0.10	-0.60
40149	*	-1	4825	99	1.00	0.02	0.00	0.02
40149	A	1	55	93	0.98	0.14	0.66	0.59
40149	B	0	2	3	-0.75	0.24	0.48	-0.21
40149	C	0	0	0	0.00	0.00	0.00	0.00
40149	D	0	2	3	-3.72	1.23	0.04	-0.61
40150	*	-1	4828	99	1.00	0.02	0.00	0.04
40150	A	1	52	93	0.64	0.15	0.99	0.28
40150	B	0	1	2	-1.76	0.00	0.17	-0.27
40150	C	0	2	4	0.16	1.33	2.38	-0.07
40150	D	0	1	2	-1.01	0.00	0.37	-0.18

ItemID	Response	SCORE	n	n %	Avg. Prsn Msr	SE	OUT.MSQ	PTME
40151	*	-1	4836	99	1.00	0.02	0.00	0.02
40151	A	-1	48	100	0.75	0.19	0.00	0.00
40151	B	-1	0	0	0.00	0.00	0.00	0.00
40151	C	-1	0	0	0.00	0.00	0.00	0.00
40151	D	-1	0	0	0.00	0.00	0.00	0.00
40152	*	-1	4825	99	1.00	0.02	0.00	0.03
40152	A	1	49	83	0.94	0.14	0.80	0.54
40152	B	0	3	5	-0.69	0.57	0.51	-0.28
40152	C	0	3	5	-0.33	0.37	0.58	-0.21
40152	D	0	4	7	-0.87	0.21	0.32	-0.37
40153	*	-1	4829	99	1.00	0.02	0.00	0.02
40153	A	1	54	98	0.81	0.20	0.85	0.32
40153	B	0	0	0	0.00	0.00	0.00	0.00
40153	C	0	0	0	0.00	0.00	0.00	0.00
40153	D	0	1	2	-2.84	0.00	0.08	-0.32
40154	*	-1	4828	99	1.00	0.02	0.00	0.03
40154	A	1	48	86	0.80	0.20	1.18	0.21
40154	B	0	1	2	0.24	0.00	1.08	-0.05
40154	C	0	1	2	0.20	0.00	1.04	-0.05
40154	D	0	6	11	-0.06	0.34	1.03	-0.20
40155	*	-1	4819	99	1.00	0.02	0.00	0.01
40155	A	1	63	97	0.99	0.14	0.91	0.36
40155	B	0	0	0	0.00	0.00	0.00	0.00
40155	C	0	0	0	0.00	0.00	0.00	0.00
40155	D	0	2	3	-1.57	0.96	0.26	-0.36
40156	*	-1	4829	99	1.00	0.02	0.00	0.03
40156	A	1	50	91	0.86	0.17	0.66	0.58
40156	B	0	1	2	-0.79	0.00	0.50	-0.14
40156	C	0	2	4	-1.71	0.34	0.21	-0.32
40156	D	0	2	4	-2.80	0.05	0.07	-0.47

ItemID	Response	SCORE	n	n %	Avg. Prsn Msr	SE	OUT.MSQ	PTME
40157	*	-1	4829	99	1.00	0.02	0.00	0.02
40157	A	1	45	82	0.98	0.20	0.94	0.39
40157	B	0	6	11	-0.73	0.35	0.52	-0.39
40157	C	0	3	5	0.33	0.48	1.26	-0.07
40157	D	0	1	2	-0.12	0.00	0.66	-0.09
40158	*	-1	4828	99	1.00	0.02	0.00	0.03
40158	A	1	52	93	0.69	0.15	0.97	0.18
40158	B	0	2	4	-0.49	1.50	1.20	-0.20
40158	C	0	2	4	0.36	0.60	1.43	-0.05
40158	D	0	0	0	0.00	0.00	0.00	0.00
40159	*	-1	4827	99	1.00	0.02	0.00	0.04
40159	A	1	50	88	0.80	0.22	0.97	0.40
40159	B	0	5	9	-1.26	0.27	0.40	-0.34
40159	C	0	1	2	0.48	0.00	2.02	-0.01
40159	D	0	1	2	-2.52	0.00	0.10	-0.25
40160	*	-1	4830	99	1.00	0.02	0.00	0.04
40160	A	1	49	91	0.76	0.16	0.84	0.50
40160	B	0	2	4	-1.17	0.78	0.42	-0.27
40160	C	0	1	2	-2.47	0.00	0.09	-0.33
40160	D	0	2	4	-1.03	0.32	0.38	-0.25
40161	*	-1	4839	99	1.00	0.02	0.00	0.04
40161	A	1	26	58	1.32	0.25	1.06	0.63
40161	B	0	6	13	-0.84	0.56	0.62	-0.32
40161	C	0	6	13	-0.53	0.62	0.76	-0.24
40161	D	0	7	16	-0.76	0.38	0.48	-0.33
40162	*	-1	4830	99	1.00	0.02	0.00	0.02
40162	A	1	51	94	0.88	0.18	0.86	0.39
40162	B	0	1	2	-1.25	0.00	0.25	-0.21
40162	C	0	1	2	-1.15	0.00	0.28	-0.20
40162	D	0	1	2	-1.84	0.00	0.14	-0.27

ItemID	Response	SCORE	n	n %	Avg. Prsn Msr	SE	OUT.MSQ	PTME
40163	*	-1	4829	99	1.00	0.02	0.00	0.00
40163	A	1	28	51	1.81	0.25	1.20	0.64
40163	B	0	10	18	-0.12	0.14	0.40	-0.38
40163	C	0	13	24	0.25	0.19	0.66	-0.30
40163	D	0	4	7	0.05	0.54	0.71	-0.19
40164	*	-1	4830	99	1.00	0.02	0.00	0.02
40164	A	1	43	80	0.98	0.21	0.94	0.34
40164	B	0	1	2	-0.26	0.00	0.56	-0.10
40164	C	0	4	7	0.46	0.28	1.26	-0.06
40164	D	0	6	11	-0.61	0.42	0.57	-0.35
40165	*	-1	4828	99	1.00	0.02	0.00	0.02
40165	A	1	44	79	1.06	0.14	0.88	0.51
40165	B	0	5	9	-0.15	0.13	0.53	-0.29
40165	C	0	3	5	-0.34	0.47	0.53	-0.27
40165	D	0	4	7	-0.18	0.40	0.65	-0.27
40166	*	-1	4826	99	1.00	0.02	0.00	0.00
40166	A	1	45	78	1.20	0.21	1.26	0.32
40166	B	0	2	3	0.70	1.65	3.32	-0.03
40166	C	0	6	10	-0.65	0.38	0.51	-0.38
40166	D	0	5	9	0.80	0.56	2.29	-0.03
40167	*	-1	4826	99	1.00	0.02	0.00	0.02
40167	A	1	48	83	0.98	0.15	0.90	0.42
40167	B	0	4	7	-0.01	0.36	0.71	-0.21
40167	C	0	1	2	0.33	0.00	0.84	-0.06
40167	D	0	5	9	-0.38	0.18	0.44	-0.35
40168	*	-1	4829	99	1.00	0.02	0.00	0.01
40168	A	1	41	75	1.23	0.18	0.98	0.47
40168	B	0	3	5	0.11	0.74	0.99	-0.15
40168	C	0	7	13	-0.01	0.31	0.69	-0.28
40168	D	0	4	7	-0.44	0.42	0.46	-0.30

ItemID	Response	SCORE	n	n %	Avg. Prsn Msr	SE	OUT.MSQ	PTME
40169	*	-1	4831	99	1.00	0.02	0.00	0.00
40169	A	1	41	77	1.18	0.21	1.09	0.30
40169	B	0	6	11	0.35	0.39	1.17	-0.15
40169	C	0	4	8	0.34	1.42	4.06	-0.12
40169	D	0	2	4	-0.88	0.67	0.30	-0.25
40170	*	-1	4829	99	1.00	0.02	0.00	0.01
40170	A	1	48	87	1.11	0.18	0.97	0.41
40170	B	0	0	0	0.00	0.00	0.00	0.00
40170	C	0	2	4	-0.25	0.56	0.64	-0.17
40170	D	0	5	9	-0.63	0.32	0.48	-0.37
40171	*	-1	4828	99	1.00	0.02	0.00	0.02
40171	A	1	35	63	1.24	0.20	1.10	0.49
40171	B	0	7	13	-0.26	0.34	0.63	-0.28
40171	C	0	9	16	0.02	0.45	1.24	-0.23
40171	D	0	5	9	-0.14	0.55	1.13	-0.20
40172	*	-1	4828	99	1.00	0.02	0.00	0.03
40172	A	1	40	71	1.12	0.21	0.89	0.50
40172	B	0	9	16	-0.05	0.18	0.75	-0.24
40172	C	0	1	2	-0.69	0.00	0.35	-0.14
40172	D	0	6	11	-0.79	0.25	0.37	-0.39
40173	*	-1	4830	99	1.00	0.02	0.00	0.03
40173	A	1	42	78	0.99	0.20	0.96	0.48
40173	B	0	2	4	-2.17	0.72	0.11	-0.35
40173	C	0	6	11	0.19	0.26	1.09	-0.09
40173	D	0	4	7	-1.61	1.12	0.65	-0.40
40174	*	-1	4817	99	1.00	0.02	0.00	0.00
40174	A	1	56	84	1.13	0.12	0.91	0.35
40174	B	0	7	10	0.28	0.31	0.92	-0.23
40174	C	0	2	3	-0.73	1.91	0.86	-0.29
40174	D	0	2	3	0.56	1.66	2.44	-0.07

ItemID	Response	SCORE	n	n %	Avg. Prsn Msr	SE	OUT.MSQ	PTME
40175	*	-1	4829	99	1.00	0.02	0.00	0.03
40175	A	1	38	69	1.28	0.20	0.70	0.62
40175	B	0	11	20	-0.58	0.20	0.48	-0.36
40175	C	0	3	5	-0.74	0.80	0.61	-0.20
40175	D	0	3	5	-2.39	1.56	0.31	-0.44
40176	*	-1	4835	99	1.00	0.02	0.00	0.03
40176	A	1	37	76	1.17	0.22	0.93	0.57
40176	B	0	4	8	-0.72	0.31	0.42	-0.24
40176	C	0	0	0	0.00	0.00	0.00	0.00
40176	D	0	8	16	-1.25	0.72	0.56	-0.49
40177	*	-1	4833	99	1.00	0.02	0.00	0.00
40177	A	1	23	45	1.94	0.32	0.83	0.56
40177	B	0	9	18	0.55	0.46	1.39	-0.13
40177	C	0	14	27	0.03	0.25	0.62	-0.37
40177	D	0	5	10	-0.08	0.54	0.58	-0.22
40178	*	-1	4828	99	1.00	0.02	0.00	0.02
40178	A	1	22	39	1.58	0.21	0.81	0.55
40178	B	0	6	11	0.11	0.40	0.68	-0.18
40178	C	0	13	23	0.06	0.40	0.94	-0.31
40178	D	0	15	27	0.39	0.17	0.73	-0.18
40179	*	-1	4828	99	1.00	0.02	0.00	0.02
40179	A	1	39	70	1.18	0.22	0.93	0.40
40179	B	0	11	20	0.44	0.29	1.45	-0.13
40179	C	0	3	5	-1.32	0.33	0.19	-0.35
40179	D	0	3	5	-0.61	0.96	0.80	-0.24
40180	*	-1	4828	99	1.01	0.02	0.00	0.07
40180	A	1	21	38	0.91	0.22	0.96	0.38
40180	B	0	8	14	0.45	0.40	1.48	0.08
40180	C	0	21	38	-0.12	0.20	0.79	-0.15
40180	D	0	6	11	-1.77	1.18	0.77	-0.45

ItemID	Response	SCORE	n	n %	Avg. Prsn Msr	SE	OUT.MSQ	PTME
40181	*	-1	4611	94	0.99	0.02	0.00	-0.01
40181	A	1	180	66	1.35	0.07	1.10	0.41
40181	B	0	55	20	0.62	0.11	1.04	-0.22
40181	C	0	33	12	0.30	0.18	0.87	-0.27
40181	D	0	5	2	0.03	0.26	0.46	-0.14
40182	*	-1	4824	99	1.00	0.02	0.00	0.02
40182	A	1	19	32	1.60	0.34	1.11	0.37
40182	B	0	4	7	1.20	1.14	7.40	0.07
40182	C	0	13	22	0.46	0.24	0.93	-0.12
40182	D	0	24	40	0.27	0.29	0.87	-0.29
40183	*	-1	4826	99	1.00	0.02	0.00	0.02
40183	A	1	35	60	1.26	0.21	1.23	0.45
40183	B	0	4	7	0.06	0.66	0.80	-0.17
40183	C	0	10	17	0.52	0.22	1.01	-0.11
40183	D	0	9	16	-0.26	0.30	0.55	-0.37
40184	*	-1	4824	99	1.00	0.02	0.00	0.01
40184	A	1	8	13	2.05	0.54	0.99	0.35
40184	B	0	15	25	0.71	0.29	1.01	-0.10
40184	C	0	19	32	1.18	0.32	2.33	0.14
40184	D	0	18	30	0.35	0.15	0.49	-0.30
40185	*	-1	4828	99	1.00	0.02	0.00	0.04
40185	A	1	34	61	1.10	0.23	1.06	0.49
40185	B	0	5	9	-0.28	0.51	0.82	-0.21
40185	C	0	7	13	-0.30	0.33	0.63	-0.25
40185	D	0	10	18	-0.15	0.24	0.74	-0.26
40186	*	-1	4822	99	1.00	0.02	0.00	0.00
40186	A	1	16	26	1.52	0.28	1.21	0.25
40186	B	0	15	24	1.35	0.16	1.30	0.16
40186	C	0	11	18	1.25	0.32	1.55	0.09
40186	D	0	20	32	0.25	0.29	0.67	-0.45

ItemID	Response	SCORE	n	n %	Avg. Prsn Msr	SE	OUT.MSQ	PTME
40187	*	-1	4828	99	1.00	0.02	0.00	0.05
40187	A	1	29	52	1.03	0.18	0.92	0.52
40187	B	0	9	16	-0.35	0.41	0.78	-0.30
40187	C	0	11	20	0.11	0.30	1.12	-0.15
40187	D	0	7	13	-0.38	0.30	0.58	-0.27
40188	*	-1	4828	99	1.01	0.02	0.00	0.06
40188	A	1	21	38	1.07	0.34	1.55	0.38
40188	B	0	9	16	0.00	0.52	1.17	-0.10
40188	C	0	17	30	-0.17	0.31	0.89	-0.22
40188	D	0	9	16	-0.15	0.46	0.87	-0.14
40189	*	-1	4828	99	1.00	0.02	0.00	0.02
40189	A	1	44	79	1.20	0.19	0.71	0.57
40189	B	0	7	13	-0.82	0.42	0.50	-0.43
40189	C	0	1	2	-1.76	0.00	0.12	-0.24
40189	D	0	4	7	-0.38	0.11	0.50	-0.23
40190	*	-1	4829	99	1.00	0.02	0.00	0.01
40190	A	1	35	64	1.32	0.18	0.93	0.46
40190	B	0	4	7	-0.27	0.31	0.41	-0.28
40190	C	0	9	16	0.59	0.44	1.86	-0.12
40190	D	0	7	13	-0.10	0.37	0.63	-0.32
40191	*	-1	4826	99	1.00	0.02	0.00	0.01
40191	A	1	46	79	1.20	0.18	0.90	0.48
40191	B	0	3	5	-0.04	0.19	0.61	-0.17
40191	C	0	4	7	-0.48	0.36	0.46	-0.29
40191	D	0	5	9	-0.36	0.28	0.50	-0.30
40192	*	-1	4826	99	1.00	0.02	0.00	0.04
40192	A	1	31	53	1.26	0.23	0.93	0.51
40192	B	0	9	16	-0.17	0.26	0.68	-0.23
40192	C	0	7	12	0.16	0.38	0.98	-0.11
40192	D	0	11	19	-0.42	0.46	0.73	-0.35

ItemID	Response	SCORE	n	n %	Avg. Prsn Msr	SE	OUT.MSQ	PTME
40193	*	-1	4825	99	1.00	0.02	0.00	0.01
40193	A	1	43	73	1.30	0.18	0.88	0.49
40193	B	0	3	5	0.17	0.65	0.99	-0.11
40193	C	0	10	17	0.04	0.33	0.93	-0.26
40193	D	0	3	5	-1.90	1.34	0.35	-0.44
40194	*	-1	4829	99	1.00	0.02	0.00	0.02
40194	A	1	24	44	1.31	0.26	1.06	0.40
40194	B	0	7	13	1.09	0.38	2.11	0.11
40194	C	0	9	16	0.58	0.33	1.32	-0.06
40194	D	0	15	27	-0.22	0.23	0.58	-0.47
40195	*	-1	4836	99	1.00	0.02	0.00	0.03
40195	A	1	34	71	1.18	0.23	0.85	0.54
40195	B	0	2	4	0.51	1.00	1.91	-0.02
40195	C	0	3	6	-1.03	1.06	0.73	-0.29
40195	D	0	9	19	-0.70	0.28	0.45	-0.44
40196	*	-1	4813	99	1.00	0.02	0.00	0.01
40196	A	1	47	66	1.05	0.13	1.11	0.24
40196	B	0	7	10	0.69	0.36	1.52	-0.08
40196	C	0	4	6	0.34	0.52	0.99	-0.16
40196	D	0	13	18	0.64	0.17	1.05	-0.14
40197	*	-1	4826	99	1.00	0.02	0.00	0.02
40197	A	1	40	69	1.29	0.18	0.71	0.61
40197	B	0	10	17	-0.65	0.23	0.42	-0.47
40197	C	0	5	9	-0.15	0.69	1.27	-0.20
40197	D	0	3	5	-0.50	0.30	0.42	-0.21
40198	*	-1	4814	99	1.00	0.02	0.00	-0.01
40198	A	1	39	56	1.48	0.21	1.07	0.33
40198	B	0	8	11	0.72	0.38	1.60	-0.11
40198	C	0	9	13	0.89	0.41	1.91	-0.07
40198	D	0	14	20	0.43	0.27	0.97	-0.27

ItemID	Response	SCORE	n	n %	Avg. Prsn Msr	SE	OUT.MSQ	PTME
40199	*	-1	4836	99	1.00	0.02	0.00	0.01
40199	A	1	34	71	1.37	0.20	0.84	0.54
40199	B	0	1	2	1.23	0.00	1.93	0.04
40199	C	0	8	17	-0.45	0.38	0.59	-0.44
40199	D	0	5	10	-0.30	0.65	1.16	-0.30
40200	*	-1	4824	99	1.00	0.02	0.00	0.04
40200	A	1	33	55	1.10	0.22	0.93	0.50
40200	B	0	7	12	-0.05	0.27	0.76	-0.18
40200	C	0	4	7	0.57	0.25	1.25	0.01
40200	D	0	16	27	-0.34	0.19	0.59	-0.44
40201	*	-1	4826	99	1.00	0.02	0.00	0.04
40201	A	1	27	47	1.34	0.17	0.87	0.48
40201	B	0	16	28	0.56	0.22	1.13	-0.01
40201	C	0	5	9	-0.23	0.66	0.83	-0.17
40201	D	0	10	17	-0.98	0.65	0.45	-0.49
40202	*	-1	4824	99	1.00	0.02	0.00	0.04
40202	A	1	47	78	0.61	0.16	1.14	0.16
40202	B	0	7	12	1.01	0.33	3.02	0.14
40202	C	0	3	5	-0.40	0.63	0.67	-0.16
40202	D	0	3	5	-1.49	1.85	1.32	-0.35
40203	*	-1	4838	99	1.00	0.02	0.00	0.00
40203	A	1	21	46	1.89	0.18	0.60	0.67
40203	B	0	5	11	0.68	0.38	0.84	-0.10
40203	C	0	12	26	0.53	0.21	0.70	-0.25
40203	D	0	8	17	-0.29	0.39	0.37	-0.51
40204	*	-1	4830	99	1.00	0.02	0.00	0.01
40204	A	1	34	63	1.12	0.21	1.29	0.24
40204	B	0	8	15	0.37	0.33	0.96	-0.20
40204	C	0	9	17	0.76	0.30	1.35	-0.06
40204	D	0	3	6	0.41	0.21	0.74	-0.11

ItemID	Response	SCORE	n	n %	Avg. Prsn Msr	SE	OUT.MSQ	PTME
40205	*	-1	4829	99	1.00	0.02	0.00	0.03
40205	A	1	30	55	1.09	0.14	0.86	0.49
40205	B	0	12	22	0.40	0.17	0.91	-0.13
40205	C	0	5	9	-0.17	0.45	0.66	-0.26
40205	D	0	8	15	-0.13	0.50	0.72	-0.32
40206	*	-1	4831	99	1.00	0.02	0.00	0.03
40206	A	1	23	43	1.15	0.29	1.56	0.35
40206	B	0	18	34	0.33	0.20	0.89	-0.17
40206	C	0	3	6	0.28	0.55	0.89	-0.07
40206	D	0	9	17	0.02	0.51	1.08	-0.21
40207	*	-1	4826	99	1.00	0.02	0.00	0.01
40207	A	1	37	64	1.09	0.17	1.11	0.27
40207	B	0	8	14	0.88	0.45	2.16	0.00
40207	C	0	3	5	-0.75	0.33	0.26	-0.35
40207	D	0	10	17	0.53	0.32	1.41	-0.14
40208	*	-1	4830	99	1.00	0.02	0.00	0.04
40208	A	1	28	52	1.12	0.27	1.14	0.40
40208	B	0	5	9	-0.04	0.30	0.68	-0.12
40208	C	0	11	20	0.51	0.41	2.31	-0.01
40208	D	0	10	19	-0.84	0.53	0.57	-0.42
40209	*	-1	4833	99	1.00	0.02	0.00	0.01
40209	A	1	30	59	1.32	0.24	1.04	0.37
40209	B	0	10	20	0.53	0.36	1.70	-0.16
40209	C	0	2	4	0.44	0.41	0.80	-0.08
40209	D	0	9	18	0.22	0.25	0.76	-0.27
40210	*	-1	4823	99	1.00	0.02	0.00	0.01
40210	A	1	34	56	1.32	0.20	1.02	0.43
40210	B	0	4	7	0.85	0.22	1.16	-0.01
40210	C	0	2	3	0.41	0.29	0.73	-0.08
40210	D	0	21	34	0.23	0.20	0.91	-0.41

ItemID	Response	SCORE	n	n %	Avg. Prsn Msr	SE	OUT.MSQ	PTME
40211	*	-1	4632	95	0.98	0.02	0.00	-0.05
40211	A	1	92	37	1.91	0.11	1.08	0.42
40211	B	0	48	19	0.90	0.11	0.78	-0.17
40211	C	0	94	37	1.09	0.10	1.13	-0.14
40211	D	0	18	7	0.24	0.26	0.52	-0.27
40212	*	-1	4817	99	1.00	0.02	0.00	0.03
40212	A	1	21	31	1.36	0.31	1.21	0.40
40212	B	0	5	7	0.60	0.45	1.33	-0.02
40212	C	0	21	31	0.24	0.17	0.77	-0.26
40212	D	0	20	30	0.44	0.21	1.07	-0.13
40213	*	-1	4827	99	1.01	0.02	0.00	0.05
40213	A	1	25	44	0.79	0.23	1.25	0.32
40213	B	0	10	18	0.43	0.23	1.18	0.03
40213	C	0	9	16	0.19	0.29	1.00	-0.06
40213	D	0	13	23	-0.42	0.42	0.73	-0.35
40214	*	-1	4827	99	1.00	0.02	0.00	0.03
40214	A	1	6	11	2.19	0.83	1.34	0.39
40214	B	0	26	46	0.64	0.24	1.82	-0.01
40214	C	0	8	14	0.31	0.37	0.71	-0.11
40214	D	0	17	30	0.33	0.27	0.79	-0.16
40215	*	-1	4828	99	1.00	0.02	0.00	0.05
40215	A	1	27	48	1.08	0.27	1.21	0.49
40215	B	0	4	7	0.22	0.55	1.22	-0.05
40215	C	0	8	14	-0.35	0.22	0.55	-0.26
40215	D	0	17	30	-0.12	0.19	0.75	-0.30
40216	*	-1	4828	99	1.00	0.02	0.00	0.04
40216	A	1	10	18	2.24	0.54	0.75	0.53
40216	B	0	29	52	0.26	0.20	1.00	-0.17
40216	C	0	11	20	-0.19	0.46	0.97	-0.23
40216	D	0	6	11	0.11	0.53	0.77	-0.09

ItemID	Response	SCORE	n	n %	Avg. Prsn Msr	SE	OUT.MSQ	PTME
40217	*	-1	4828	99	1.00	0.02	0.00	0.02
40217	A	1	7	13	2.06	0.48	0.92	0.41
40217	B	0	4	7	-0.13	0.60	0.44	-0.20
40217	C	0	37	66	0.65	0.18	1.01	-0.10
40217	D	0	8	14	0.42	0.40	0.77	-0.11
40218	*	-1	4835	99	1.00	0.02	0.00	0.02
40218	A	1	6	12	2.63	0.76	0.93	0.50
40218	B	0	26	53	0.62	0.22	0.75	-0.10
40218	C	0	7	14	0.15	0.31	0.41	-0.17
40218	D	0	10	20	0.35	0.43	0.77	-0.14
40219	*	-1	4828	99	1.00	0.02	0.00	0.05
40219	A	1	16	29	1.24	0.37	1.02	0.41
40219	B	0	26	46	0.16	0.19	1.02	-0.23
40219	C	0	3	5	0.05	0.12	0.61	-0.08
40219	D	0	11	20	0.13	0.31	1.03	-0.13
40220	*	-1	4827	99	1.00	0.02	0.00	0.04
40220	A	1	10	18	1.85	0.65	1.34	0.42
40220	B	0	34	60	0.16	0.19	0.87	-0.35
40220	C	0	2	4	1.19	0.98	2.01	0.08
40220	D	0	11	19	0.53	0.29	1.07	-0.01
40221	*	-1	4830	99	1.00	0.02	0.00	0.05
40221	A	1	5	9	0.31	0.36	2.23	-0.04
40221	B	0	34	63	0.61	0.18	1.40	0.20
40221	C	0	4	7	0.55	0.75	1.52	0.03
40221	D	0	11	20	-0.04	0.34	0.72	-0.23
40222	*	-1	4827	99	1.00	0.02	0.00	-0.01
40222	A	1	22	39	1.62	0.34	1.53	0.31
40222	B	0	9	16	0.91	0.38	1.48	-0.07
40222	C	0	10	18	0.65	0.34	1.05	-0.16
40222	D	0	16	28	0.81	0.23	1.04	-0.14

ItemID	Response	SCORE	n	n %	Avg. Prsn Msr	SE	OUT.MSQ	PTME
40223	*	-1	4827	99	1.00	0.02	0.00	0.03
40223	A	1	18	32	1.79	0.41	1.39	0.45
40223	B	0	6	11	-0.12	0.25	0.43	-0.16
40223	C	0	11	19	0.05	0.32	0.77	-0.18
40223	D	0	22	39	0.26	0.37	1.55	-0.19
40224	*	-1	4606	94	0.97	0.02	0.00	-0.08
40224	A	1	225	81	1.56	0.07	1.04	0.30
40224	B	0	21	8	0.84	0.19	1.12	-0.14
40224	C	0	28	10	0.74	0.19	1.24	-0.20
40224	D	0	4	1	-0.21	0.41	0.37	-0.17
40225	*	-1	4828	99	1.00	0.02	0.00	0.03
40225	A	1	37	66	0.97	0.19	1.24	0.42
40225	B	0	11	20	-0.02	0.20	0.73	-0.29
40225	C	0	2	4	0.90	0.01	1.55	0.04
40225	D	0	6	11	-0.34	0.32	0.55	-0.30
40226	*	-1	4836	99	1.00	0.02	0.00	0.02
40226	A	1	34	71	1.04	0.19	1.47	0.39
40226	B	0	3	6	0.82	0.22	1.34	0.02
40226	C	0	5	10	0.11	0.19	0.68	-0.18
40226	D	0	6	13	-0.50	0.63	0.63	-0.39
40227	*	-1	4830	99	1.00	0.02	0.00	0.03
40227	A	1	26	48	1.28	0.25	1.83	0.44
40227	B	0	7	13	0.34	0.68	2.28	-0.09
40227	C	0	2	4	0.67	0.93	1.39	0.00
40227	D	0	19	35	-0.06	0.22	0.67	-0.39
40228	*	-1	4598	94	0.97	0.02	0.00	-0.09
40228	A	1	261	91	1.51	0.08	1.08	0.14
40228	B	0	4	1	0.88	0.43	1.23	-0.06
40228	C	0	21	7	0.92	0.27	1.82	-0.12
40228	D	0	0	0	0.00	0.00	0.00	0.00

ItemID	Response	SCORE	n	n %	Avg. Prsn Msr	SE	OUT.MSQ	PTME
40229	*	-1	4827	99	1.00	0.02	0.00	0.03
40229	A	1	51	89	0.73	0.14	0.91	0.26
40229	B	0	1	2	-1.09	0.00	0.25	-0.22
40229	C	0	5	9	0.05	0.70	1.85	-0.17
40229	D	0	0	0	0.00	0.00	0.00	0.00
40230	*	-1	4826	99	1.00	0.02	0.00	0.04
40230	A	1	53	91	0.65	0.20	0.96	0.34
40230	B	0	3	5	-1.18	0.38	0.41	-0.27
40230	C	0	1	2	-0.40	0.00	0.80	-0.08
40230	D	0	1	2	-1.69	0.00	0.22	-0.20
40231	*	-1	4827	99	1.00	0.02	0.00	0.04
40231	A	1	35	61	0.93	0.18	0.95	0.42
40231	B	0	5	9	-0.65	0.35	0.43	-0.33
40231	C	0	4	7	-0.12	0.77	1.48	-0.16
40231	D	0	13	23	0.20	0.26	1.25	-0.17
40232	*	-1	4827	99	1.00	0.02	0.00	0.00
40232	A	1	42	74	1.28	0.17	0.93	0.48
40232	B	0	4	7	0.19	0.15	0.64	-0.18
40232	C	0	6	11	-0.09	0.37	0.61	-0.30
40232	D	0	5	9	-0.05	0.46	0.70	-0.26
40233	*	-1	4834	99	1.00	0.02	0.00	0.01
40233	A	1	22	44	1.50	0.32	1.20	0.40
40233	B	0	5	10	0.20	0.42	0.65	-0.20
40233	C	0	9	18	0.35	0.26	0.73	-0.22
40233	D	0	14	28	0.67	0.24	1.15	-0.13
40234	*	-1	4828	99	1.00	0.02	0.00	0.01
40234	A	1	38	68	1.26	0.12	0.76	0.56
40234	B	0	4	7	1.05	0.44	1.77	0.05
40234	C	0	4	7	-0.23	0.52	0.58	-0.28
40234	D	0	10	18	-0.38	0.36	0.49	-0.53

ItemID	Response	SCORE	n	n %	Avg. Prsn Msr	SE	OUT.MSQ	PTME
40235	*	-1	4833	99	1.00	0.02	0.00	0.02
40235	A	1	35	69	1.04	0.18	1.02	0.41
40235	B	0	4	8	-0.44	0.40	0.53	-0.29
40235	C	0	7	14	0.76	0.40	1.95	0.01
40235	D	0	5	10	-0.67	0.22	0.35	-0.39
40236	*	-1	4828	99	1.00	0.02	0.00	0.03
40236	A	1	44	79	0.97	0.21	0.85	0.45
40236	B	0	8	14	-0.28	0.34	0.93	-0.27
40236	C	0	2	4	-1.03	0.20	0.31	-0.23
40236	D	0	2	4	-1.22	0.03	0.25	-0.25
40237	*	-1	4824	99	1.00	0.02	0.00	0.02
40237	A	1	43	72	0.99	0.14	1.06	0.32
40237	B	0	6	10	0.15	0.53	0.99	-0.22
40237	C	0	5	8	0.53	0.50	1.41	-0.08
40237	D	0	6	10	0.22	0.27	0.79	-0.19
40238	*	-1	4827	99	1.00	0.02	0.00	0.01
40238	A	1	46	81	1.10	0.16	0.86	0.38
40238	B	0	0	0	0.00	0.00	0.00	0.00
40238	C	0	2	4	-0.27	1.41	0.96	-0.19
40238	D	0	9	16	0.03	0.35	1.07	-0.32
40239	*	-1	4825	99	1.00	0.02	0.00	0.03
40239	A	1	46	78	0.92	0.18	1.40	0.42
40239	B	0	2	3	-0.67	0.18	0.38	-0.20
40239	C	0	9	15	-0.37	0.30	0.69	-0.34
40239	D	0	2	3	-0.03	0.17	0.73	-0.10
40240	*	-1	4820	99	1.00	0.02	0.00	0.01
40240	A	1	45	70	1.10	0.12	1.00	0.35
40240	B	0	5	8	0.43	0.32	0.85	-0.17
40240	C	0	3	5	1.10	0.21	1.42	0.05
40240	D	0	11	17	0.32	0.20	0.73	-0.33

ItemID	Response	SCORE	n	n %	Avg. Prsn Msr	SE	OUT.MSQ	PTME
40241	*	-1	4827	99	1.00	0.02	0.00	0.03
40241	A	1	34	60	1.33	0.23	0.88	0.59
40241	B	0	9	16	-0.49	0.23	0.50	-0.34
40241	C	0	11	19	-0.21	0.26	0.71	-0.29
40241	D	0	3	5	-0.73	0.71	0.49	-0.23
40242	*	-1	4827	99	1.00	0.02	0.00	0.03
40242	A	1	43	75	0.90	0.13	0.79	0.54
40242	B	0	3	5	-0.38	0.22	0.49	-0.23
40242	C	0	5	9	-0.38	0.49	0.69	-0.30
40242	D	0	6	11	-0.33	0.45	0.76	-0.31
40243	*	-1	4826	99	1.00	0.02	0.00	0.03
40243	A	1	25	43	1.39	0.22	0.84	0.53
40243	B	0	21	36	0.25	0.23	1.10	-0.22
40243	C	0	6	10	-0.19	0.25	0.48	-0.22
40243	D	0	6	10	-0.50	0.56	0.57	-0.30
40244	*	-1	4819	99	1.00	0.02	0.00	-0.02
40244	A	1	41	63	1.73	0.17	0.75	0.57
40244	B	0	5	8	-0.21	0.25	0.34	-0.33
40244	C	0	17	26	0.43	0.24	1.00	-0.37
40244	D	0	2	3	0.28	0.44	0.55	-0.13
40245	*	-1	4827	99	1.00	0.02	0.00	0.01
40245	A	1	47	82	1.15	0.20	0.92	0.42
40245	B	0	4	7	-0.74	0.66	0.58	-0.31
40245	C	0	4	7	0.06	0.48	1.03	-0.16
40245	D	0	2	4	-0.66	0.37	0.38	-0.21
40246	*	-1	4827	99	1.00	0.02	0.00	0.03
40246	A	1	48	84	0.91	0.17	0.91	0.51
40246	B	0	2	4	-1.06	0.66	0.36	-0.25
40246	C	0	3	5	-1.05	0.45	0.35	-0.31
40246	D	0	4	7	-0.64	0.18	0.47	-0.27

ItemID	Response	SCORE	n	n %	Avg. Prsn Msr	SE	OUT.MSQ	PTME
40247	*	-1	4612	94	0.98	0.02	0.00	-0.07
40247	A	1	247	91	1.53	0.07	0.98	0.41
40247	B	0	20	7	-0.06	0.20	0.57	-0.34
40247	C	0	4	1	-0.17	0.38	0.46	-0.16
40247	D	0	1	0	-1.69	0.00	0.08	-0.16
40248	*	-1	4829	99	1.00	0.02	0.00	0.01
40248	A	1	36	65	1.48	0.18	0.72	0.67
40248	B	0	13	24	-0.31	0.24	0.54	-0.50
40248	C	0	5	9	-0.45	0.23	0.37	-0.32
40248	D	0	1	2	-0.12	0.00	0.48	-0.10
40249	*	-1	4831	99	1.00	0.02	0.00	0.03
40249	A	1	41	77	1.16	0.17	0.71	0.64
40249	B	0	7	13	-0.71	0.39	0.57	-0.39
40249	C	0	1	2	-0.21	0.00	0.61	-0.09
40249	D	0	4	8	-1.58	0.79	0.38	-0.46
40250	*	-1	4827	99	1.00	0.02	0.00	0.03
40250	A	1	46	81	0.84	0.20	1.13	0.39
40250	B	0	3	5	-0.20	0.38	0.84	-0.14
40250	C	0	3	5	-1.02	0.30	0.35	-0.28
40250	D	0	5	9	-0.31	0.36	0.82	-0.21
40251	*	-1	4828	99	1.00	0.02	0.00	0.01
40251	A	1	48	86	1.09	0.16	0.86	0.42
40251	B	0	0	0	0.00	0.00	0.00	0.00
40251	C	0	2	4	0.63	0.21	1.22	-0.04
40251	D	0	6	11	-0.75	0.60	0.60	-0.45
40252	*	-1	4828	99	1.00	0.02	0.00	0.02
40252	A	1	44	79	1.00	0.22	1.40	0.29
40252	B	0	9	16	-0.16	0.23	0.78	-0.30
40252	C	0	2	4	0.38	0.19	1.06	-0.06
40252	D	0	1	2	0.88	0.00	1.72	0.01

ItemID	Response	SCORE	n	n %	Avg. Prsn Msr	SE	OUT.MSQ	PTME
40253	*	-1	4835	99	1.00	0.02	0.00	-0.02
40253	A	1	47	96	1.27	0.17	1.01	0.18
40253	B	0	0	0	0.00	0.00	0.00	0.00
40253	C	0	2	4	0.23	0.54	0.70	-0.18
40253	D	0	0	0	0.00	0.00	0.00	0.00
40254	*	-1	4829	99	1.00	0.02	0.00	0.00
40254	A	1	48	87	1.18	0.17	0.90	0.40
40254	B	0	1	2	-0.03	0.00	0.54	-0.12
40254	C	0	3	5	0.22	0.14	0.71	-0.16
40254	D	0	3	5	-0.80	0.28	0.27	-0.36
40255	*	-1	4833	99	0.99	0.02	0.00	-0.03
40255	A	1	47	92	1.49	0.19	0.94	0.33
40255	B	0	3	6	-0.02	0.15	0.46	-0.26
40255	C	0	0	0	0.00	0.00	0.00	0.00
40255	D	0	1	2	-0.38	0.00	0.31	-0.19
40256	*	-1	4828	99	1.00	0.02	0.00	0.03
40256	A	1	48	86	1.03	0.21	0.70	0.51
40256	B	0	2	4	-1.83	0.14	0.16	-0.28
40256	C	0	3	5	-0.93	1.18	0.90	-0.22
40256	D	0	3	5	-1.80	1.60	0.62	-0.34
40257	*	-1	4836	99	1.00	0.02	0.00	0.03
40257	A	1	35	73	0.83	0.23	1.00	0.28
40257	B	0	4	8	1.05	0.44	3.03	0.10
40257	C	0	7	15	-0.54	0.44	0.74	-0.35
40257	D	0	2	4	-0.32	0.53	0.64	-0.14
40258	*	-1	4829	99	1.00	0.02	0.00	0.01
40258	A	1	54	98	0.92	0.21	1.01	0.12
40258	B	0	0	0	0.00	0.00	0.00	0.00
40258	C	0	1	2	-0.41	0.00	0.58	-0.12
40258	D	0	0	0	0.00	0.00	0.00	0.00

ItemID	Response	SCORE	n	n %	Avg. Prsn Msr	SE	OUT.MSQ	PTME
40259	*	-1	4831	99	1.00	0.02	0.00	0.03
40259	A	1	52	98	0.63	0.16	1.03	0.06
40259	B	0	0	0	0.00	0.00	0.00	0.00
40259	C	0	1	2	0.13	0.00	1.00	-0.06
40259	D	0	0	0	0.00	0.00	0.00	0.00
40260	*	-1	4826	99	1.00	0.02	0.00	0.02
40260	A	1	53	91	0.82	0.14	1.00	0.31
40260	B	0	0	0	0.00	0.00	0.00	0.00
40260	C	0	4	7	-0.30	0.23	0.58	-0.27
40260	D	0	1	2	-0.48	0.00	0.44	-0.15
40261	*	-1	4827	99	1.00	0.02	0.00	0.01
40261	A	1	44	77	1.11	0.20	1.14	0.28
40261	B	0	2	4	-0.16	0.68	0.61	-0.16
40261	C	0	6	11	0.02	0.26	0.70	-0.24
40261	D	0	5	9	0.70	0.31	1.42	-0.05
40262	*	-1	4826	99	1.00	0.02	0.00	0.03
40262	A	1	53	91	0.76	0.20	1.01	0.19
40262	B	0	2	3	0.09	0.98	1.71	-0.08
40262	C	0	1	2	-0.76	0.00	0.48	-0.13
40262	D	0	2	3	-0.25	1.94	2.84	-0.12
40263	*	-1	4841	99	1.00	0.02	0.00	0.00
40263	A	1	37	86	1.12	0.19	0.95	0.25
40263	B	0	1	2	1.10	0.00	1.71	0.01
40263	C	0	2	5	0.77	1.23	2.30	-0.04
40263	D	0	3	7	-0.42	0.92	0.89	-0.32
40264	*	-1	4826	99	1.00	0.02	0.00	0.02
40264	A	1	49	84	1.03	0.16	1.06	0.43
40264	B	0	3	5	-1.14	0.83	0.38	-0.38
40264	C	0	4	7	-0.25	0.29	0.60	-0.24
40264	D	0	2	3	0.46	0.38	1.14	-0.06

ItemID	Response	SCORE	n	n %	Avg. Prsn Msr	SE	OUT.MSQ	PTME
40265	*	-1	4828	99	1.00	0.02	0.00	0.03
40265	A	1	43	77	0.87	0.22	1.33	0.31
40265	B	0	5	9	-0.02	0.34	0.92	-0.12
40265	C	0	4	7	0.72	0.66	2.44	0.02
40265	D	0	4	7	-1.68	1.41	0.85	-0.39
40266	*	-1	4836	99	1.00	0.02	0.00	0.02
40266	A	1	39	81	1.02	0.19	0.98	0.41
40266	B	0	1	2	1.10	0.00	2.08	0.04
40266	C	0	1	2	0.44	0.00	1.07	-0.04
40266	D	0	7	15	-0.59	0.41	0.60	-0.46
40267	*	-1	4825	99	1.00	0.02	0.00	0.03
40267	A	1	39	66	0.97	0.15	0.97	0.45
40267	B	0	12	20	0.15	0.26	1.05	-0.24
40267	C	0	0	0	0.00	0.00	0.00	0.00
40267	D	0	8	14	-0.21	0.27	0.63	-0.33
40268	*	-1	4827	99	1.00	0.02	0.00	0.02
40268	A	1	42	74	1.04	0.16	0.88	0.41
40268	B	0	1	2	-0.31	0.00	0.43	-0.13
40268	C	0	4	7	0.47	0.45	1.36	-0.07
40268	D	0	10	18	-0.16	0.34	0.78	-0.39
40269	*	-1	4825	99	1.00	0.02	0.00	0.01
40269	A	1	51	86	1.02	0.15	0.95	0.34
40269	B	0	1	2	0.42	0.00	0.96	-0.05
40269	C	0	3	5	-0.22	0.92	0.87	-0.22
40269	D	0	4	7	-0.16	0.62	1.05	-0.25
40270	*	-1	4828	99	1.00	0.02	0.00	0.02
40270	A	1	51	91	0.92	0.20	0.86	0.41
40270	B	0	2	4	-0.95	0.73	0.51	-0.22
40270	C	0	2	4	-1.75	0.75	0.23	-0.32
40270	D	0	1	2	-0.78	0.00	0.47	-0.14

ItemID	Response	SCORE	n	n %	Avg. Prsn Msr	SE	OUT.MSQ	PTME
40271	*	-1	4829	99	1.00	0.02	0.00	0.03
40271	A	1	47	85	0.81	0.13	0.98	0.31
40271	B	0	2	4	-0.34	0.67	0.57	-0.22
40271	C	0	3	5	0.59	0.48	1.51	-0.03
40271	D	0	3	5	-0.34	0.47	0.59	-0.28
40272	*	-1	4826	99	1.00	0.02	0.00	0.02
40272	A	1	55	95	0.71	0.17	1.10	0.02
40272	B	0	1	2	0.42	0.00	1.30	-0.03
40272	C	0	2	3	0.70	0.39	1.85	0.00
40272	D	0	0	0	0.00	0.00	0.00	0.00
40273	*	-1	4829	99	1.00	0.02	0.00	0.00
40273	A	1	47	85	1.09	0.21	1.02	0.26
40273	B	0	1	2	0.71	0.00	1.33	-0.02
40273	C	0	2	4	0.36	0.95	1.39	-0.08
40273	D	0	5	9	-0.16	0.47	0.81	-0.25
40274	*	-1	4830	99	1.00	0.02	0.00	0.00
40274	A	1	46	85	1.01	0.19	1.18	0.11
40274	B	0	1	2	1.69	0.00	3.27	0.08
40274	C	0	2	4	-0.10	0.30	0.57	-0.16
40274	D	0	5	9	0.66	0.65	2.76	-0.07
40275	*	-1	4828	99	1.00	0.02	0.00	0.01
40275	A	1	50	89	1.07	0.23	0.98	0.30
40275	B	0	1	2	0.23	0.00	1.11	-0.05
40275	C	0	0	0	0.00	0.00	0.00	0.00
40275	D	0	5	9	-0.67	0.43	0.62	-0.30
40276	*	-1	4829	99	1.00	0.02	0.00	0.02
40276	A	1	44	80	0.87	0.20	0.98	0.21
40276	B	0	2	4	1.13	0.37	2.44	0.06
40276	C	0	3	5	0.61	1.24	3.15	-0.02
40276	D	0	6	11	-0.40	0.42	0.74	-0.30

ItemID	Response	SCORE	n	n %	Avg. Prsn Msr	SE	OUT.MSQ	PTME
40277	*	-1	4828	99	1.00	0.02	0.00	0.00
40277	A	1	49	88	1.15	0.16	0.91	0.37
40277	B	0	1	2	-0.56	0.00	0.31	-0.19
40277	C	0	5	9	-0.08	0.23	0.56	-0.30
40277	D	0	1	2	0.13	0.00	0.61	-0.10
40278	*	-1	4829	99	1.00	0.02	0.00	0.03
40278	A	1	48	87	0.84	0.18	0.94	0.31
40278	B	0	5	9	-0.37	0.79	1.32	-0.26
40278	C	0	1	2	0.04	0.00	0.86	-0.07
40278	D	0	1	2	-0.83	0.00	0.36	-0.16
40279	*	-1	4834	99	1.00	0.02	0.00	0.01
40279	A	1	42	84	1.25	0.19	0.89	0.55
40279	B	0	1	2	0.89	0.00	1.50	0.00
40279	C	0	5	10	-0.83	0.38	0.34	-0.34
40279	D	0	2	4	-3.28	2.82	0.39	-0.51
40280	*	-1	4826	99	1.00	0.02	0.00	0.02
40280	A	1	52	90	1.02	0.17	0.83	0.44
40280	B	0	1	2	-1.35	0.00	0.21	-0.22
40280	C	0	3	5	-0.01	0.40	0.90	-0.14
40280	D	0	2	3	-2.04	0.36	0.11	-0.40
40281	*	-1	4831	99	1.00	0.02	0.00	0.01
40281	A	1	41	77	1.30	0.27	1.00	0.39
40281	B	0	9	17	-0.22	0.50	1.49	-0.25
40281	C	0	0	0	0.00	0.00	0.00	0.00
40281	D	0	3	6	-1.58	2.26	1.43	-0.31
40282	*	-1	4831	99	1.00	0.02	0.00	0.02
40282	A	1	43	81	1.02	0.16	0.86	0.46
40282	B	0	5	9	-0.64	0.43	0.47	-0.38
40282	C	0	2	4	0.74	0.20	1.39	0.00
40282	D	0	3	6	-0.63	1.12	0.75	-0.29

ItemID	Response	SCORE	n	n %	Avg. Prsn Msr	SE	OUT.MSQ	PTME
40283	*	-1	4829	99	1.00	0.02	0.00	0.02
40283	A	1	42	76	1.13	0.18	0.88	0.50
40283	B	0	3	5	0.16	0.45	0.95	-0.11
40283	C	0	2	4	-0.34	0.61	0.56	-0.17
40283	D	0	8	15	-0.60	0.46	0.60	-0.44
40284	*	-1	4829	99	1.01	0.02	0.00	0.05
40284	A	1	51	93	0.60	0.21	1.11	0.48
40284	B	0	2	4	-1.70	0.95	0.44	-0.23
40284	C	0	0	0	0.00	0.00	0.00	0.00
40284	D	0	2	4	-3.66	2.45	0.49	-0.44
40285	*	-1	4830	99	1.00	0.02	0.00	0.04
40285	A	1	51	94	0.63	0.15	1.07	0.41
40285	B	0	0	0	0.00	0.00	0.00	0.00
40285	C	0	1	2	1.88	0.00	6.57	0.14
40285	D	0	2	4	-3.75	2.06	0.19	-0.60
40286	*	-1	4830	99	1.00	0.02	0.00	0.01
40286	A	-1	54	100	0.88	0.18	0.00	0.00
40286	B	-1	0	0	0.00	0.00	0.00	0.00
40286	C	-1	0	0	0.00	0.00	0.00	0.00
40286	D	-1	0	0	0.00	0.00	0.00	0.00
40287	*	-1	4829	99	1.00	0.02	0.00	0.03
40287	A	1	50	91	0.87	0.17	0.98	0.44
40287	B	0	1	2	-2.05	0.00	0.10	-0.25
40287	C	0	2	4	0.28	0.40	1.13	-0.05
40287	D	0	2	4	-2.85	3.26	1.19	-0.45
40288	*	-1	4828	99	1.00	0.02	0.00	0.02
40288	A	1	55	98	0.81	0.18	1.03	0.05
40288	B	0	1	2	0.33	0.00	1.26	-0.05
40288	C	0	0	0	0.00	0.00	0.00	0.00
40288	D	0	0	0	0.00	0.00	0.00	0.00

ItemID	Response	SCORE	n	n %	Avg. Prsn Msr	SE	OUT.MSQ	PTME
40289	*	-1	4832	99	1.00	0.02	0.00	0.05
40289	A	-1	51	98	0.55	0.15	0.00	0.66
40289	B	-1	0	0	0.00	0.00	0.00	0.00
40289	C	-1	0	0	0.00	0.00	0.00	0.00
40289	D	-1	1	2	-6.10	0.00	0.00	-0.66
40290	*	-1	4829	99	1.01	0.02	0.00	0.05
40290	A	1	48	87	0.78	0.16	0.84	0.66
40290	B	0	1	2	-2.06	0.00	0.12	-0.20
40290	C	0	2	4	-1.03	0.19	0.35	-0.16
40290	D	0	4	7	-3.40	1.33	0.39	-0.63
40291	*	-1	4836	99	1.00	0.02	0.00	-0.02
40291	A	1	43	90	1.35	0.18	0.87	0.36
40291	B	0	0	0	0.00	0.00	0.00	0.00
40291	C	0	4	8	0.03	0.52	0.70	-0.28
40291	D	0	1	2	-0.76	0.00	0.23	-0.23
40292	*	-1	4827	99	1.00	0.02	0.00	0.03
40292	A	1	56	98	0.64	0.15	0.95	0.23
40292	B	0	0	0	0.00	0.00	0.00	0.00
40292	C	0	1	2	-1.40	0.00	0.23	-0.23
40292	D	0	0	0	0.00	0.00	0.00	0.00
40293	*	-1	4833	99	1.00	0.02	0.00	0.03
40293	A	1	49	96	0.66	0.17	1.35	0.05
40293	B	0	1	2	0.57	0.00	1.69	-0.01
40293	C	0	1	2	0.14	0.00	1.10	-0.06
40293	D	0	0	0	0.00	0.00	0.00	0.00
40294	*	-1	4828	99	1.00	0.02	0.00	0.02
40294	A	1	31	55	1.06	0.22	1.67	0.24
40294	B	0	16	29	0.60	0.28	1.61	-0.11
40294	C	0	7	13	0.14	0.41	0.87	-0.21
40294	D	0	2	4	0.85	0.23	1.14	0.01

ItemID	Response	SCORE	n	n %	Avg. Prsn Msr	SE	OUT.MSQ	PTME
40295	*	-1	4828	99	1.00	0.02	0.00	-0.02
40295	A	1	46	82	1.58	0.23	0.84	0.44
40295	B	0	8	14	-0.12	0.25	0.63	-0.34
40295	C	0	1	2	-0.58	0.00	0.32	-0.15
40295	D	0	1	2	-1.10	0.00	0.19	-0.20
40296	*	-1	4829	99	1.00	0.02	0.00	0.00
40296	A	1	49	89	1.21	0.17	0.83	0.44
40296	B	0	4	7	-0.08	0.69	1.16	-0.24
40296	C	0	0	0	0.00	0.00	0.00	0.00
40296	D	0	2	4	-1.66	0.52	0.14	-0.40
40297	*	-1	4824	99	1.00	0.02	0.00	0.01
40297	A	1	47	78	1.23	0.20	0.95	0.51
40297	B	0	12	20	-0.49	0.30	0.64	-0.45
40297	C	0	0	0	0.00	0.00	0.00	0.00
40297	D	0	1	2	-1.78	0.00	0.12	-0.23
40298	*	-1	4826	99	1.00	0.02	0.00	0.03
40298	A	1	46	79	1.05	0.21	1.42	0.41
40298	B	0	10	17	0.23	0.29	1.26	-0.11
40298	C	0	0	0	0.00	0.00	0.00	0.00
40298	D	0	2	3	-5.96	0.15	0.00	-0.69
40299	*	-1	4828	99	1.00	0.02	0.00	-0.02
40299	A	1	7	13	3.56	0.77	0.66	0.61
40299	B	0	45	80	0.90	0.16	1.03	-0.42
40299	C	0	3	5	0.43	0.32	0.43	-0.13
40299	D	0	1	2	0.53	0.00	0.43	-0.06
40300	*	-1	4834	99	1.00	0.02	0.00	0.02
40300	A	1	37	74	0.99	0.19	0.99	0.37
40300	B	0	12	24	0.02	0.26	0.91	-0.36
40300	C	0	0	0	0.00	0.00	0.00	0.00
40300	D	0	1	2	0.03	0.00	0.66	-0.09

ItemID	Response	SCORE	n	n %	Avg. Prsn Msr	SE	OUT.MSQ	PTME
40301	*	-1	4820	99	1.00	0.02	0.00	0.00
40301	A	1	46	72	1.42	0.18	0.83	0.53
40301	B	0	12	19	-0.41	0.31	0.49	-0.47
40301	C	0	5	8	0.08	0.56	1.22	-0.18
40301	D	0	1	2	0.61	0.00	1.00	-0.03
40302	*	-1	4824	99	1.00	0.02	0.00	0.00
40302	A	1	52	87	1.25	0.16	0.93	0.44
40302	B	0	5	8	0.05	0.27	0.59	-0.21
40302	C	0	2	3	-0.05	0.97	0.72	-0.14
40302	D	0	1	2	-4.51	0.00	0.00	-0.52
40303	*	-1	4829	99	1.00	0.02	0.00	0.01
40303	A	1	47	85	1.13	0.18	0.84	0.50
40303	B	0	2	4	-0.33	0.80	0.65	-0.16
40303	C	0	5	9	-0.59	0.35	0.47	-0.32
40303	D	0	1	2	-3.51	0.00	0.00	-0.42
40304	*	-1	4815	99	1.00	0.02	0.00	0.00
40304	A	1	58	84	1.36	0.18	0.80	0.53
40304	B	0	7	10	-0.22	0.25	0.67	-0.27
40304	C	0	3	4	-2.00	0.50	0.12	-0.42
40304	D	0	1	1	-1.94	0.00	0.10	-0.23
40305	*	-1	4830	99	1.00	0.02	0.00	0.02
40305	A	1	45	83	0.96	0.18	0.90	0.41
40305	B	0	6	11	-0.12	0.35	0.87	-0.25
40305	C	0	3	6	-0.92	0.31	0.32	-0.33
40305	D	0	0	0	0.00	0.00	0.00	0.00
40306	*	-1	4819	99	1.00	0.02	0.00	0.00
40306	A	1	56	86	1.16	0.18	0.93	0.35
40306	B	0	6	9	-0.19	0.59	1.49	-0.26
40306	C	0	2	3	-0.66	0.56	0.42	-0.20
40306	D	0	1	2	-0.08	0.00	0.64	-0.09

ItemID	Response	SCORE	n	n %	Avg. Prsn Msr	SE	OUT.MSQ	PTME
40307	*	-1	4831	99	1.00	0.02	0.00	-0.01
40307	A	1	47	89	1.18	0.23	1.61	0.17
40307	B	0	5	9	0.44	0.40	1.41	-0.14
40307	C	0	0	0	0.00	0.00	0.00	0.00
40307	D	0	1	2	-0.04	0.00	0.64	-0.10
40308	*	-1	4829	99	1.00	0.02	0.00	0.04
40308	A	1	52	95	0.61	0.13	1.02	0.48
40308	B	0	2	4	-0.16	0.33	0.72	-0.10
40308	C	0	0	0	0.00	0.00	0.00	0.00
40308	D	0	1	2	-5.50	0.00	0.00	-0.67
40309	*	-1	4830	99	1.00	0.02	0.00	0.02
40309	A	1	41	76	1.04	0.17	0.90	0.47
40309	B	0	9	17	-0.12	0.33	0.84	-0.32
40309	C	0	2	4	-0.21	0.23	0.55	-0.16
40309	D	0	2	4	-0.90	0.86	0.37	-0.27
40310	*	-1	4829	99	1.00	0.02	0.00	0.03
40310	A	1	49	89	0.71	0.20	1.06	0.22
40310	B	0	2	4	-0.32	1.03	1.07	-0.13
40310	C	0	2	4	-0.32	0.28	0.70	-0.13
40310	D	0	2	4	-0.12	0.23	0.85	-0.10
40311	*	-1	4829	99	1.00	0.02	0.00	-0.01
40311	A	1	46	84	1.37	0.17	0.95	0.45
40311	B	0	2	4	0.46	0.23	0.81	-0.11
40311	C	0	5	9	-0.24	0.46	0.62	-0.35
40311	D	0	2	4	-0.47	0.41	0.34	-0.25
40312	*	-1	4831	99	1.00	0.02	0.00	0.02
40312	A	1	48	91	0.95	0.19	0.89	0.43
40312	B	0	0	0	0.00	0.00	0.00	0.00
40312	C	0	0	0	0.00	0.00	0.00	0.00
40312	D	0	5	9	-1.13	0.28	0.34	-0.43

ItemID	Response	SCORE	n	n %	Avg. Prsn Msr	SE	OUT.MSQ	PTME
40313	*	-1	4816	99	1.00	0.02	0.00	0.00
40313	A	1	41	60	1.67	0.18	0.75	0.64
40313	B	0	9	13	-0.45	0.29	0.45	-0.42
40313	C	0	12	18	0.33	0.23	0.88	-0.23
40313	D	0	6	9	-0.30	0.30	0.42	-0.30
40314	*	-1	4816	99	0.99	0.02	0.00	-0.04
40314	A	1	47	69	1.49	0.19	1.47	0.11
40314	B	0	1	1	-0.31	0.00	0.23	-0.17
40314	C	0	17	25	1.52	0.20	1.96	0.06
40314	D	0	3	4	-0.14	0.35	0.31	-0.28
40315	*	-1	4828	99	1.00	0.02	0.00	0.02
40315	A	1	50	89	0.85	0.14	0.95	0.39
40315	B	0	1	2	-0.59	0.00	0.41	-0.17
40315	C	0	2	4	-0.72	0.85	0.49	-0.26
40315	D	0	3	5	-0.27	0.37	0.65	-0.22
40316	*	-1	4824	99	1.00	0.02	0.00	0.00
40316	A	1	40	67	1.29	0.22	1.01	0.34
40316	B	0	1	2	1.92	0.00	3.46	0.09
40316	C	0	11	18	0.56	0.36	1.42	-0.14
40316	D	0	8	13	-0.25	0.25	0.49	-0.35
40317	*	-1	4832	99	1.00	0.02	0.00	0.03
40317	A	1	42	81	0.93	0.17	0.83	0.52
40317	B	0	2	4	-0.46	0.83	0.68	-0.18
40317	C	0	3	6	-0.87	0.18	0.34	-0.31
40317	D	0	5	10	-0.57	0.16	0.47	-0.33
40318	*	-1	4836	99	1.00	0.02	0.00	0.05
40318	A	1	35	73	0.70	0.17	1.08	0.51
40318	B	0	1	2	-0.58	0.00	0.50	-0.11
40318	C	0	5	10	0.03	0.26	1.03	-0.09
40318	D	0	7	15	-1.16	0.43	0.42	-0.52

ItemID	Response	SCORE	n	n %	Avg. Prsn Msr	SE	OUT.MSQ	PTME
40319	*	-1	4833	99	1.00	0.02	0.00	0.00
40319	A	1	37	73	1.39	0.23	0.97	0.41
40319	B	0	4	8	0.09	0.46	0.78	-0.20
40319	C	0	7	14	0.36	0.33	1.03	-0.19
40319	D	0	3	6	-0.51	0.93	0.55	-0.28
40320	*	-1	4829	99	1.00	0.02	0.00	-0.01
40320	A	1	43	78	1.42	0.18	0.85	0.46
40320	B	0	1	2	-1.01	0.00	0.18	-0.22
40320	C	0	8	15	0.19	0.19	0.68	-0.29
40320	D	0	3	5	-0.35	1.37	1.59	-0.27
40321	*	-1	4836	99	1.00	0.02	0.00	0.02
40321	A	1	34	71	1.19	0.21	1.03	0.48
40321	B	0	1	2	0.49	0.00	0.92	-0.03
40321	C	0	9	19	-0.20	0.24	0.63	-0.31
40321	D	0	4	8	-0.85	1.44	1.15	-0.33
40322	*	-1	4590	94	0.97	0.02	0.00	-0.10
40322	A	1	266	90	1.62	0.07	0.98	0.28
40322	B	0	8	3	0.24	0.32	0.65	-0.17
40322	C	0	16	5	0.76	0.25	1.16	-0.15
40322	D	0	4	1	-0.31	0.60	0.51	-0.18
40323	*	-1	4831	99	1.00	0.02	0.00	0.03
40323	A	1	36	68	0.96	0.16	0.80	0.46
40323	B	0	8	15	0.06	0.57	1.79	-0.20
40323	C	0	3	6	-0.13	0.61	0.81	-0.16
40323	D	0	6	11	-0.49	0.20	0.46	-0.34
40324	*	-1	4833	99	1.00	0.02	0.00	0.00
40324	A	1	40	78	1.32	0.21	0.80	0.47
40324	B	0	0	0	0.00	0.00	0.00	0.00
40324	C	0	2	4	0.94	1.38	3.37	0.00
40324	D	0	9	18	-0.68	0.44	0.60	-0.51

ItemID	Response	SCORE	n	n %	Avg. Prsn Msr	SE	OUT.MSQ	PTME
40325	*	-1	4831	99	1.00	0.02	0.00	0.02
40325	A	1	40	75	1.02	0.22	1.01	0.36
40325	B	0	4	8	0.39	0.38	1.34	-0.07
40325	C	0	3	6	0.35	0.16	1.07	-0.07
40325	D	0	6	11	-0.72	0.13	0.37	-0.38
40326	*	-1	4598	94	0.97	0.02	0.00	-0.08
40326	A	1	266	93	1.53	0.07	0.90	0.33
40326	B	0	5	2	0.05	0.57	0.80	-0.14
40326	C	0	7	2	0.14	0.50	1.04	-0.16
40326	D	0	8	3	-0.45	0.32	0.40	-0.25
40327	*	-1	4830	99	1.00	0.02	0.00	0.02
40327	A	1	30	56	1.28	0.22	0.99	0.50
40327	B	0	4	7	-0.71	0.47	0.36	-0.34
40327	C	0	15	28	0.22	0.22	1.17	-0.27
40327	D	0	5	9	0.25	0.13	0.74	-0.13
40328	*	-1	4830	99	1.00	0.02	0.00	0.02
40328	A	1	27	50	1.35	0.20	0.75	0.55
40328	B	0	6	11	-0.17	0.35	0.57	-0.26
40328	C	0	12	22	0.40	0.19	0.90	-0.14
40328	D	0	9	17	-0.26	0.45	1.10	-0.36
40329	*	-1	4819	99	1.00	0.02	0.00	0.00
40329	A	1	43	66	1.46	0.18	1.00	0.43
40329	B	0	14	22	0.80	0.38	2.09	-0.08
40329	C	0	3	5	-0.92	0.80	0.27	-0.30
40329	D	0	5	8	-1.00	0.42	0.23	-0.41
40330	*	-1	4837	99	1.00	0.02	0.00	-0.02
40330	A	1	13	28	2.03	0.60	2.34	0.34
40330	B	0	10	21	1.20	0.40	1.82	-0.02
40330	C	0	13	28	1.07	0.27	1.29	-0.08
40330	D	0	11	23	0.61	0.15	0.56	-0.25

ItemID	Response	SCORE	n	n %	Avg. Prsn Msr	SE	OUT.MSQ	PTME
40331	*	-1	4827	99	1.00	0.02	0.00	0.01
40331	A	1	22	39	1.70	0.36	1.27	0.44
40331	B	0	10	18	-0.13	0.27	0.49	-0.36
40331	C	0	18	32	0.71	0.18	1.02	-0.12
40331	D	0	7	12	0.67	0.22	0.90	-0.07
40332	*	-1	4818	99	1.00	0.02	0.00	-0.01
40332	A	1	19	29	2.45	0.26	0.52	0.62
40332	B	0	19	29	0.75	0.22	0.88	-0.20
40332	C	0	9	14	0.77	0.25	0.70	-0.12
40332	D	0	19	29	0.46	0.28	0.62	-0.33
40333	*	-1	4819	99	1.00	0.02	0.00	0.00
40333	A	1	50	77	1.28	0.18	0.90	0.44
40333	B	0	6	9	-0.40	0.26	0.43	-0.32
40333	C	0	7	11	-0.19	0.35	0.69	-0.30
40333	D	0	2	3	0.96	0.79	1.95	0.00
40334	*	-1	4598	94	0.99	0.02	0.00	-0.04
40334	A	1	168	59	1.44	0.07	1.05	0.31
40334	B	0	66	23	0.99	0.12	1.36	-0.11
40334	C	0	39	14	0.68	0.13	0.90	-0.21
40334	D	0	13	5	0.45	0.21	0.69	-0.17
40335	*	-1	4826	99	0.99	0.02	0.00	-0.02
40335	A	1	53	91	1.28	0.17	1.07	0.08
40335	B	0	3	5	0.90	1.11	3.57	-0.06
40335	C	0	0	0	0.00	0.00	0.00	0.00
40335	D	0	2	3	0.89	0.11	1.17	-0.05
40336	*	-1	4838	99	1.00	0.02	0.00	0.01
40336	A	1	16	35	1.54	0.26	0.88	0.50
40336	B	0	8	17	0.01	0.39	0.69	-0.35
40336	C	0	13	28	0.63	0.25	1.03	-0.11
40336	D	0	9	20	0.53	0.17	0.73	-0.14

ItemID	Response	SCORE	n	n %	Avg. Prsn Msr	SE	OUT.MSQ	PTME
40337	*	-1	4822	99	1.00	0.02	0.00	0.03
40337	A	1	28	45	1.37	0.20	0.91	0.53
40337	B	0	16	26	-0.05	0.22	0.70	-0.34
40337	C	0	13	21	0.33	0.35	1.19	-0.14
40337	D	0	5	8	-0.24	0.34	0.47	-0.22
40338	*	-1	4634	95	0.97	0.02	0.00	-0.09
40338	A	1	119	48	2.01	0.10	1.02	0.44
40338	B	0	51	20	0.96	0.14	0.90	-0.27
40338	C	0	71	28	1.26	0.08	0.97	-0.16
40338	D	0	9	4	0.40	0.20	0.39	-0.21
40339	*	-1	4828	99	1.00	0.02	0.00	0.03
40339	A	1	46	82	0.86	0.13	0.90	0.44
40339	B	0	1	2	-0.58	0.00	0.39	-0.17
40339	C	0	2	4	-0.57	1.06	0.63	-0.24
40339	D	0	7	13	-0.17	0.35	0.90	-0.31
40340	*	-1	4617	95	0.98	0.02	0.00	-0.07
40340	A	1	215	81	1.60	0.07	0.91	0.46
40340	B	0	12	4	0.25	0.23	0.58	-0.23
40340	C	0	31	12	0.45	0.14	0.74	-0.31
40340	D	0	9	3	0.24	0.27	0.57	-0.20
40341	*	-1	4832	99	1.00	0.02	0.00	0.02
40341	A	1	43	83	1.05	0.17	0.87	0.44
40341	B	0	0	0	0.00	0.00	0.00	0.00
40341	C	0	4	8	0.05	0.22	0.71	-0.19
40341	D	0	5	10	-0.60	0.22	0.38	-0.39
40342	*	-1	4829	99	1.00	0.02	0.00	0.04
40342	A	1	34	62	1.08	0.20	0.85	0.56
40342	B	0	3	5	0.89	0.48	2.22	0.07
40342	C	0	6	11	-0.99	0.30	0.34	-0.38
40342	D	0	12	22	-0.59	0.34	0.97	-0.41

ItemID	Response	SCORE	n	n %	Avg. Prsn Msr	SE	OUT.MSQ	PTME
40343	*	-1	4832	99	1.00	0.02	0.00	0.04
40343	A	1	33	63	0.93	0.20	1.06	0.49
40343	B	0	4	8	-0.23	0.07	0.56	-0.20
40343	C	0	5	10	0.26	0.30	1.10	-0.08
40343	D	0	10	19	-0.40	0.16	0.52	-0.41
40344	*	-1	4824	99	1.00	0.02	0.00	0.02
40344	A	1	30	50	1.47	0.16	0.70	0.61
40344	B	0	9	15	0.51	0.36	1.29	-0.08
40344	C	0	7	12	-0.76	0.23	0.26	-0.45
40344	D	0	14	23	0.05	0.28	0.84	-0.31
40345	*	-1	4836	99	1.00	0.02	0.00	0.03
40345	A	1	29	60	1.11	0.19	0.90	0.53
40345	B	0	4	8	0.11	0.71	1.11	-0.13
40345	C	0	9	19	-0.13	0.21	0.63	-0.30
40345	D	0	6	13	-0.41	0.46	0.84	-0.33
40346	*	-1	4826	99	1.00	0.02	0.00	0.02
40346	A	1	37	64	1.26	0.16	0.74	0.56
40346	B	0	5	9	0.09	0.37	0.76	-0.19
40346	C	0	9	16	0.02	0.36	0.84	-0.30
40346	D	0	7	12	-0.20	0.29	0.57	-0.33
40347	*	-1	4829	99	1.00	0.02	0.00	0.00
40347	A	1	42	76	1.21	0.15	1.07	0.43
40347	B	0	5	9	-0.03	0.41	0.62	-0.29
40347	C	0	5	9	0.87	0.37	1.54	-0.02
40347	D	0	3	5	-0.93	0.50	0.24	-0.41
40348	*	-1	4830	99	1.00	0.02	0.00	0.00
40348	A	1	26	48	1.73	0.27	0.82	0.52
40348	B	0	8	15	0.01	0.33	0.58	-0.30
40348	C	0	10	19	0.65	0.32	1.31	-0.12
40348	D	0	10	19	0.19	0.31	0.77	-0.28

ItemID	Response	SCORE	n	n %	Avg. Prsn Msr	SE	OUT.MSQ	PTME
40349	*	-1	4828	99	1.00	0.02	0.00	-0.01
40349	A	1	45	80	1.49	0.19	0.75	0.51
40349	B	0	1	2	-0.16	0.00	0.44	-0.12
40349	C	0	5	9	-0.11	0.47	0.62	-0.27
40349	D	0	5	9	-0.59	0.65	0.69	-0.38
40350	*	-1	4830	99	1.00	0.02	0.00	0.04
40350	A	1	28	52	0.89	0.19	1.11	0.33
40350	B	0	7	13	-0.20	0.45	0.70	-0.27
40350	C	0	12	22	0.39	0.30	1.44	-0.08
40350	D	0	7	13	0.19	0.33	0.94	-0.13
40351	*	-1	4830	99	1.00	0.02	0.00	0.01
40351	A	1	51	94	0.81	0.14	1.03	-0.07
40351	B	0	0	0	0.00	0.00	0.00	0.00
40351	C	0	3	6	1.13	0.96	4.07	0.07
40351	D	0	0	0	0.00	0.00	0.00	0.00
40352	*	-1	4826	99	1.00	0.02	0.00	0.03
40352	A	1	56	97	0.78	0.17	0.78	0.42
40352	B	0	0	0	0.00	0.00	0.00	0.00
40352	C	0	1	2	-3.26	0.00	0.05	-0.38
40352	D	0	1	2	-1.41	0.00	0.30	-0.20
40353	*	-1	4816	99	1.00	0.02	0.00	0.00
40353	A	1	66	97	1.07	0.19	1.04	0.10
40353	B	0	2	3	0.16	0.59	1.12	-0.10
40353	C	0	0	0	0.00	0.00	0.00	0.00
40353	D	0	0	0	0.00	0.00	0.00	0.00
40354	*	-1	4814	99	1.00	0.02	0.00	-0.01
40354	A	-1	70	100	1.14	0.17	0.00	0.00
40354	B	-1	0	0	0.00	0.00	0.00	0.00
40354	C	-1	0	0	0.00	0.00	0.00	0.00
40354	D	-1	0	0	0.00	0.00	0.00	0.00

ItemID	Response	SCORE	n	n %	Avg. Prsn Msr	SE	OUT.MSQ	PTME
40355	*	-1	4829	99	1.00	0.02	0.00	0.04
40355	A	1	37	67	0.75	0.21	1.11	0.24
40355	B	0	8	15	-0.04	0.52	1.55	-0.18
40355	C	0	5	9	0.76	0.24	1.83	0.06
40355	D	0	5	9	-0.49	0.78	0.98	-0.24
40356	*	-1	4833	99	1.00	0.02	0.00	0.00
40356	A	1	41	80	1.07	0.23	1.19	0.10
40356	B	0	3	6	1.10	0.36	2.18	0.02
40356	C	0	3	6	1.52	1.16	6.53	0.09
40356	D	0	4	8	-0.22	0.67	0.95	-0.24
40357	*	-1	4834	99	1.00	0.02	0.00	0.03
40357	A	1	33	66	1.02	0.18	0.93	0.48
40357	B	0	6	12	0.17	0.46	1.16	-0.16
40357	C	0	5	10	-0.07	0.27	0.66	-0.22
40357	D	0	6	12	-0.34	0.34	0.58	-0.33
40358	*	-1	4820	99	1.00	0.02	0.00	0.02
40358	A	1	46	72	1.03	0.14	0.96	0.38
40358	B	0	5	8	0.43	0.62	1.37	-0.08
40358	C	0	6	9	0.01	0.30	0.78	-0.21
40358	D	0	7	11	-0.16	0.62	0.99	-0.28
40359	*	-1	4814	99	0.99	0.02	0.00	-0.02
40359	A	1	63	90	1.45	0.16	0.89	0.45
40359	B	0	1	1	0.25	0.00	0.64	-0.08
40359	C	0	3	4	-0.88	1.15	0.69	-0.29
40359	D	0	3	4	-1.18	1.95	1.08	-0.34
40360	*	-1	4829	99	1.00	0.02	0.00	0.02
40360	A	1	41	75	0.87	0.19	1.25	0.16
40360	B	0	5	9	0.58	0.49	1.58	-0.05
40360	C	0	5	9	0.12	0.32	0.85	-0.18
40360	D	0	4	7	0.76	0.29	1.44	0.00

ItemID	Response	SCORE	n	n %	Avg. Prsn Msr	SE	OUT.MSQ	PTME
40361	*	-1	4829	99	1.00	0.02	0.00	0.00
40361	A	1	30	55	1.85	0.32	1.05	0.52
40361	B	0	9	16	0.19	0.36	0.84	-0.22
40361	C	0	3	5	0.12	0.45	0.66	-0.13
40361	D	0	13	24	-0.06	0.30	0.64	-0.36
40362	*	-1	4829	99	1.00	0.02	0.00	0.03
40362	A	1	27	49	1.38	0.24	0.83	0.49
40362	B	0	5	9	0.78	0.38	1.49	0.03
40362	C	0	7	13	-0.18	0.32	0.61	-0.21
40362	D	0	16	29	-0.30	0.41	0.78	-0.40
40363	*	-1	4833	99	1.00	0.02	0.00	-0.01
40363	A	1	19	37	1.91	0.32	0.79	0.46
40363	B	0	13	25	0.67	0.45	1.57	-0.18
40363	C	0	2	4	1.34	0.28	1.28	0.04
40363	D	0	17	33	0.45	0.20	0.65	-0.32
40364	*	-1	4829	99	1.00	0.02	0.00	0.02
40364	A	1	19	35	2.14	0.16	0.43	0.68
40364	B	0	16	29	0.09	0.23	0.57	-0.29
40364	C	0	9	16	0.32	0.19	0.55	-0.13
40364	D	0	11	20	-0.32	0.60	0.56	-0.36
40365	*	-1	4812	99	1.00	0.02	0.00	0.00
40365	A	1	52	72	1.50	0.16	0.74	0.55
40365	B	0	2	3	-1.24	0.44	0.16	-0.29
40365	C	0	7	10	-0.14	0.13	0.46	-0.29
40365	D	0	11	15	0.07	0.41	1.39	-0.31
40366	*	-1	4818	99	1.00	0.02	0.00	-0.01
40366	A	1	44	67	1.78	0.19	0.85	0.60
40366	B	0	2	3	-1.97	1.39	0.12	-0.37
40366	C	0	7	11	0.16	0.34	0.66	-0.23
40366	D	0	13	20	0.02	0.25	0.63	-0.38

ItemID	Response	SCORE	n	n %	Avg. Prsn Msr	SE	OUT.MSQ	PTME
40367	*	-1	4624	95	0.97	0.02	0.00	-0.09
40367	A	1	176	68	1.85	0.08	1.09	0.44
40367	B	0	31	12	0.99	0.14	0.99	-0.17
40367	C	0	37	14	0.78	0.11	0.74	-0.27
40367	D	0	16	6	0.51	0.18	0.58	-0.23
40368	*	-1	4824	99	1.00	0.02	0.00	0.03
40368	A	1	12	20	1.60	0.28	0.86	0.40
40368	B	0	10	17	0.54	0.30	0.87	-0.05
40368	C	0	22	37	0.52	0.24	1.15	-0.10
40368	D	0	16	27	0.25	0.31	0.77	-0.22
40369	*	-1	4827	99	1.00	0.02	0.00	0.00
40369	A	1	24	42	1.78	0.26	1.05	0.49
40369	B	0	10	18	-0.09	0.20	0.38	-0.42
40369	C	0	18	32	0.90	0.22	1.24	-0.08
40369	D	0	5	9	0.36	0.49	0.72	-0.17
40370	*	-1	4827	99	1.00	0.02	0.00	0.02
40370	A	1	16	28	1.29	0.25	1.10	0.35
40370	B	0	10	18	-0.18	0.30	0.50	-0.39
40370	C	0	23	40	0.77	0.17	1.20	0.05
40370	D	0	8	14	0.47	0.39	1.00	-0.09
40371	*	-1	4829	99	1.00	0.02	0.00	0.01
40371	A	1	14	25	1.82	0.40	1.01	0.48
40371	B	0	7	13	0.56	0.16	0.71	-0.10
40371	C	0	15	27	0.97	0.19	1.26	0.05
40371	D	0	19	35	0.19	0.19	0.61	-0.42
40372	*	-1	4836	99	0.99	0.02	0.00	-0.03
40372	A	1	45	94	1.45	0.18	0.94	0.34
40372	B	0	2	4	-0.21	0.43	0.40	-0.26
40372	C	0	0	0	0.00	0.00	0.00	0.00
40372	D	0	1	2	-0.45	0.00	0.29	-0.21

ItemID	Response	SCORE	n	n %	Avg. Prsn Msr	SE	OUT.MSQ	PTME
40373	*	-1	4829	99	1.00	0.02	0.00	0.03
40373	A	1	53	96	0.68	0.14	1.00	0.24
40373	B	0	2	4	-0.64	0.32	0.48	-0.24
40373	C	0	0	0	0.00	0.00	0.00	0.00
40373	D	0	0	0	0.00	0.00	0.00	0.00
40374	*	-1	4830	99	1.00	0.02	0.00	0.02
40374	A	1	45	83	1.01	0.15	0.81	0.44
40374	B	0	1	2	-0.97	0.00	0.27	-0.17
40374	C	0	7	13	0.07	0.58	2.05	-0.19
40374	D	0	1	2	-4.95	0.00	0.01	-0.58
40375	*	-1	4831	99	1.00	0.02	0.00	0.03
40375	A	1	36	68	1.02	0.18	0.97	0.45
40375	B	0	4	8	-0.38	0.28	0.47	-0.25
40375	C	0	12	23	0.24	0.22	0.99	-0.19
40375	D	0	1	2	-3.36	0.00	0.02	-0.47
40376	*	-1	4627	95	0.98	0.02	0.00	-0.07
40376	A	1	208	81	1.58	0.07	0.94	0.39
40376	B	0	19	7	0.44	0.24	0.95	-0.24
40376	C	0	22	9	0.77	0.19	1.04	-0.17
40376	D	0	8	3	-0.01	0.18	0.38	-0.23
40377	*	-1	4834	99	1.00	0.02	0.00	0.02
40377	A	1	24	48	1.47	0.30	1.16	0.49
40377	B	0	2	4	0.16	0.54	0.67	-0.08
40377	C	0	12	24	0.36	0.22	0.96	-0.15
40377	D	0	12	24	-0.26	0.41	0.71	-0.39
40378	*	-1	4819	99	1.00	0.02	0.00	0.03
40378	A	1	46	71	1.16	0.21	1.15	0.42
40378	B	0	7	11	0.43	0.26	1.09	-0.06
40378	C	0	2	3	-0.76	0.72	0.35	-0.15
40378	D	0	10	15	-0.92	0.77	0.93	-0.41

ItemID	Response	SCORE	n	n %	Avg. Prsn Msr	SE	OUT.MSQ	PTME
40379	*	-1	4836	99	1.00	0.02	0.00	-0.02
40379	A	1	29	60	1.52	0.21	0.94	0.37
40379	B	0	7	15	0.62	0.37	0.95	-0.22
40379	C	0	6	13	0.86	0.40	1.18	-0.12
40379	D	0	6	13	0.64	0.30	0.81	-0.20
40380	*	-1	4832	99	1.00	0.02	0.00	0.02
40380	A	1	28	54	1.21	0.22	1.26	0.40
40380	B	0	7	13	0.47	0.17	0.82	-0.12
40380	C	0	10	19	0.33	0.19	0.76	-0.22
40380	D	0	7	13	0.23	0.48	0.92	-0.22
40381	*	-1	4816	99	1.00	0.02	0.00	-0.02
40381	A	1	55	81	1.46	0.18	1.14	0.37
40381	B	0	2	3	1.35	2.45	11.34	0.02
40381	C	0	5	7	0.02	0.43	0.68	-0.23
40381	D	0	6	9	-0.20	0.33	0.54	-0.30
40382	*	-1	4829	99	1.00	0.02	0.00	0.03
40382	A	1	28	51	1.55	0.30	0.86	0.54
40382	B	0	10	18	0.36	0.30	1.22	-0.10
40382	C	0	12	22	-0.38	0.34	0.63	-0.35
40382	D	0	5	9	-0.83	0.63	0.50	-0.30
40383	*	-1	4829	99	1.00	0.02	0.00	0.03
40383	A	1	11	20	1.79	0.41	0.89	0.44
40383	B	0	14	25	0.74	0.33	1.56	0.03
40383	C	0	17	31	0.13	0.25	0.75	-0.28
40383	D	0	13	24	0.36	0.30	0.94	-0.14
40384	*	-1	4812	99	1.00	0.02	0.00	-0.02
40384	A	1	49	68	1.72	0.18	0.94	0.54
40384	B	0	12	17	-0.11	0.47	1.49	-0.38
40384	C	0	2	3	-0.27	1.15	0.56	-0.16
40384	D	0	9	13	0.20	0.23	0.63	-0.25

ItemID	Response	SCORE	n	n %	Avg. Prsn Msr	SE	OUT.MSQ	PTME
40385	*	-1	4813	99	1.00	0.02	0.00	0.00
40385	A	1	36	51	1.55	0.28	1.64	0.39
40385	B	0	21	30	0.77	0.23	1.99	-0.08
40385	C	0	5	7	-0.30	0.51	0.50	-0.23
40385	D	0	9	13	-0.23	0.24	0.43	-0.30
40386	*	-1	4831	99	1.00	0.02	0.00	0.00
40386	A	1	5	9	1.42	0.42	1.24	0.17
40386	B	0	34	64	0.86	0.17	1.52	-0.12
40386	C	0	6	11	0.81	0.12	0.65	-0.05
40386	D	0	8	15	1.11	0.32	1.19	0.07
40387	*	-1	4828	99	1.00	0.02	0.00	0.00
40387	A	1	18	32	1.95	0.30	0.79	0.49
40387	B	0	16	29	0.44	0.20	0.60	-0.26
40387	C	0	3	5	1.08	0.65	1.24	0.01
40387	D	0	19	34	0.55	0.32	0.86	-0.24
40388	*	-1	4835	99	1.00	0.02	0.00	0.00
40388	A	1	22	45	1.62	0.23	0.97	0.45
40388	B	0	0	0	0.00	0.00	0.00	0.00
40388	C	0	26	53	0.71	0.15	0.93	-0.31
40388	D	0	1	2	-3.03	0.00	0.02	-0.51
40389	*	-1	4829	99	1.00	0.02	0.00	-0.02
40389	A	1	19	35	1.97	0.27	0.92	0.47
40389	B	0	7	13	0.86	0.42	1.05	-0.11
40389	C	0	21	38	0.81	0.24	0.98	-0.27
40389	D	0	8	15	0.75	0.28	0.73	-0.16
40390	*	-1	4822	99	1.00	0.02	0.00	0.00
40390	A	1	43	69	1.52	0.17	0.79	0.56
40390	B	0	6	10	-0.27	0.35	0.45	-0.28
40390	C	0	6	10	0.20	0.45	0.81	-0.17
40390	D	0	7	11	-0.64	0.77	0.57	-0.40

ItemID	Response	SCORE	n	n %	Avg. Prsn Msr	SE	OUT.MSQ	PTME
40391	*	-1	4829	99	1.00	0.02	0.00	0.01
40391	A	1	49	89	1.04	0.19	0.85	0.37
40391	B	0	1	2	0.04	0.00	0.86	-0.08
40391	C	0	5	9	-0.83	0.80	0.86	-0.36
40391	D	0	0	0	0.00	0.00	0.00	0.00
40392	*	-1	4839	99	1.00	0.02	0.00	-0.01
40392	A	1	44	98	1.13	0.16	0.93	0.31
40392	B	0	1	2	-1.22	0.00	0.17	-0.31
40392	C	0	0	0	0.00	0.00	0.00	0.00
40392	D	0	0	0	0.00	0.00	0.00	0.00
40393	*	-1	4821	99	0.99	0.02	0.00	-0.03
40393	A	1	58	92	1.41	0.17	1.14	0.16
40393	B	0	2	3	1.49	0.59	2.53	0.02
40393	C	0	2	3	0.19	0.28	0.61	-0.16
40393	D	0	1	2	-0.11	0.00	0.43	-0.14
40394	*	-1	4828	99	1.00	0.02	0.00	0.01
40394	A	1	51	91	1.01	0.18	0.96	0.35
40394	B	0	2	4	-0.07	0.81	0.96	-0.14
40394	C	0	3	5	-0.94	0.38	0.34	-0.33
40394	D	0	0	0	0.00	0.00	0.00	0.00
40395	*	-1	4829	99	1.00	0.02	0.00	0.02
40395	A	1	53	96	0.88	0.17	0.91	0.33
40395	B	0	0	0	0.00	0.00	0.00	0.00
40395	C	0	2	4	-1.32	0.43	0.24	-0.33
40395	D	0	0	0	0.00	0.00	0.00	0.00
40396	*	-1	4829	99	1.00	0.02	0.00	0.02
40396	A	1	52	95	0.86	0.16	1.01	0.18
40396	B	0	2	4	-0.52	0.25	0.43	-0.23
40396	C	0	1	2	0.93	0.00	1.79	0.01
40396	D	0	0	0	0.00	0.00	0.00	0.00

ItemID	Response	SCORE	n	n %	Avg. Prsn Msr	SE	OUT.MSQ	PTME
40397	*	-1	4828	99	1.00	0.02	0.00	0.03
40397	A	1	51	91	0.78	0.17	1.10	0.30
40397	B	0	3	5	-0.76	0.53	0.57	-0.27
40397	C	0	1	2	0.15	0.00	1.05	-0.06
40397	D	0	1	2	-0.45	0.00	0.58	-0.12
40398	*	-1	4828	99	1.00	0.02	0.00	0.02
40398	A	1	49	88	0.96	0.16	0.75	0.53
40398	B	0	4	7	-0.66	0.31	0.48	-0.30
40398	C	0	1	2	-0.56	0.00	0.45	-0.14
40398	D	0	2	4	-2.09	0.94	0.15	-0.43
40399	*	-1	4829	99	1.00	0.02	0.00	0.03
40399	A	1	49	89	0.91	0.15	0.73	0.59
40399	B	0	2	4	-1.38	0.02	0.22	-0.32
40399	C	0	3	5	-1.23	0.46	0.31	-0.37
40399	D	0	1	2	-2.05	0.00	0.11	-0.30
40400	*	-1	4829	99	1.00	0.02	0.00	0.01
40400	A	1	51	93	0.99	0.14	0.89	0.38
40400	B	0	2	4	-1.13	0.62	0.24	-0.37
40400	C	0	2	4	0.05	0.17	0.66	-0.15
40400	D	0	0	0	0.00	0.00	0.00	0.00
40401	*	-1	4829	99	1.00	0.02	0.00	0.04
40401	A	1	29	53	1.20	0.21	1.01	0.55
40401	B	0	13	24	0.00	0.19	0.74	-0.25
40401	C	0	4	7	-0.23	0.30	0.55	-0.17
40401	D	0	9	16	-0.41	0.46	0.81	-0.34
40402	*	-1	4829	99	1.00	0.02	0.00	0.01
40402	A	1	32	58	1.30	0.24	1.15	0.39
40402	B	0	9	16	0.31	0.23	0.84	-0.17
40402	C	0	6	11	0.29	0.50	1.23	-0.15
40402	D	0	8	15	0.08	0.56	1.11	-0.23

ItemID	Response	SCORE	n	n %	Avg. Prsn Msr	SE	OUT.MSQ	PTME
40403	*	-1	4829	99	1.00	0.02	0.00	0.02
40403	A	1	26	47	1.44	0.31	1.24	0.47
40403	B	0	6	11	-0.23	0.54	0.78	-0.23
40403	C	0	12	22	0.45	0.21	1.15	-0.10
40403	D	0	11	20	-0.20	0.29	0.72	-0.31
40404	*	-1	4829	99	1.00	0.02	0.00	0.01
40404	A	1	29	53	1.30	0.26	1.04	0.37
40404	B	0	8	15	0.43	0.26	0.97	-0.12
40404	C	0	9	16	0.45	0.40	1.61	-0.12
40404	D	0	9	16	0.01	0.43	1.19	-0.27
40405	*	-1	4823	99	1.00	0.02	0.00	0.04
40405	A	1	20	33	0.76	0.24	1.29	0.22
40405	B	0	15	25	0.28	0.21	1.01	-0.14
40405	C	0	16	26	0.45	0.21	1.14	-0.02
40405	D	0	10	16	0.30	0.18	0.88	-0.09
40406	*	-1	4829	99	1.00	0.02	0.00	0.04
40406	A	1	17	31	1.75	0.32	0.79	0.53
40406	B	0	11	20	0.35	0.23	0.88	-0.06
40406	C	0	14	25	-0.04	0.45	0.78	-0.22
40406	D	0	13	24	-0.27	0.37	0.59	-0.29
40407	*	-1	4831	99	1.00	0.02	0.00	0.00
40407	A	1	29	55	1.49	0.29	1.30	0.40
40407	B	0	10	19	0.18	0.46	1.12	-0.26
40407	C	0	7	13	0.58	0.22	0.96	-0.11
40407	D	0	7	13	0.29	0.32	0.81	-0.18
40408	*	-1	4825	99	1.00	0.02	0.00	0.03
40408	A	1	23	39	1.14	0.25	1.22	0.37
40408	B	0	19	32	0.40	0.23	1.05	-0.14
40408	C	0	8	14	0.38	0.21	0.81	-0.09
40408	D	0	9	15	0.01	0.36	0.79	-0.23

ItemID	Response	SCORE	n	n %	Avg. Prsn Msr	SE	OUT.MSQ	PTME
40409	*	-1	4820	99	1.00	0.02	0.00	0.01
40409	A	1	21	33	1.81	0.32	1.14	0.47
40409	B	0	11	17	0.63	0.31	0.97	-0.07
40409	C	0	11	17	0.76	0.22	0.98	-0.03
40409	D	0	21	33	0.07	0.30	0.61	-0.38
40410	*	-1	4829	99	1.00	0.02	0.00	0.02
40410	A	1	54	98	0.84	0.17	1.01	0.14
40410	B	0	0	0	0.00	0.00	0.00	0.00
40410	C	0	0	0	0.00	0.00	0.00	0.00
40410	D	0	1	2	-0.43	0.00	0.53	-0.14
40411	*	-1	4829	99	1.00	0.02	0.00	0.05
40411	A	1	50	91	0.66	0.13	0.64	0.64
40411	B	0	2	4	-1.59	0.89	0.35	-0.30
40411	C	0	1	2	-1.87	0.00	0.18	-0.24
40411	D	0	2	4	-3.12	1.83	0.17	-0.52
40412	*	-1	4828	99	1.00	0.02	0.00	0.02
40412	A	1	52	93	0.81	0.20	1.11	0.26
40412	B	0	0	0	0.00	0.00	0.00	0.00
40412	C	0	3	5	-0.80	1.15	1.59	-0.24
40412	D	0	1	2	-0.38	0.00	0.79	-0.10
40413	*	-1	4830	99	1.00	0.02	0.00	0.01
40413	A	1	51	94	1.08	0.23	0.77	0.53
40413	B	0	1	2	-1.23	0.00	0.35	-0.15
40413	C	0	0	0	0.00	0.00	0.00	0.00
40413	D	0	2	4	-4.47	1.07	0.04	-0.54
40414	*	-1	4829	99	1.00	0.02	0.00	0.00
40414	A	1	53	96	1.08	0.15	0.96	0.28
40414	B	0	0	0	0.00	0.00	0.00	0.00
40414	C	0	2	4	-0.59	0.07	0.33	-0.28
40414	D	0	0	0	0.00	0.00	0.00	0.00

ItemID	Response	SCORE	n	n %	Avg. Prsn Msr	SE	OUT.MSQ	PTME
40415	*	-1	4831	99	1.00	0.02	0.00	0.04
40415	A	1	48	91	0.55	0.17	1.13	0.24
40415	B	0	0	0	0.00	0.00	0.00	0.00
40415	C	0	2	4	0.85	0.64	2.60	0.06
40415	D	0	3	6	-1.57	1.99	2.12	-0.36
40416	*	-1	4829	99	1.00	0.02	0.00	0.02
40416	A	-1	55	100	0.81	0.18	0.00	0.00
40416	B	-1	0	0	0.00	0.00	0.00	0.00
40416	C	-1	0	0	0.00	0.00	0.00	0.00
40416	D	-1	0	0	0.00	0.00	0.00	0.00
40417	*	-1	4836	99	1.00	0.02	0.00	0.00
40417	A	1	46	96	1.05	0.18	1.03	0.29
40417	B	0	1	2	-1.02	0.00	0.26	-0.24
40417	C	0	1	2	-0.41	0.00	0.48	-0.16
40417	D	0	0	0	0.00	0.00	0.00	0.00
40418	*	-1	4828	99	1.00	0.02	0.00	0.00
40418	A	1	54	96	1.07	0.17	0.81	0.40
40418	B	0	1	2	-1.07	0.00	0.28	-0.20
40418	C	0	1	2	-2.52	0.00	0.06	-0.35
40418	D	0	0	0	0.00	0.00	0.00	0.00
40419	*	-1	4823	99	1.00	0.02	0.00	0.01
40419	A	1	53	87	1.03	0.14	1.05	0.28
40419	B	0	0	0	0.00	0.00	0.00	0.00
40419	C	0	2	3	0.03	0.28	0.61	-0.16
40419	D	0	6	10	0.24	0.45	1.05	-0.22
40420	*	-1	4830	99	1.00	0.02	0.00	0.04
40420	A	1	46	85	0.78	0.14	0.88	0.55
40420	B	0	2	4	-0.02	1.09	1.27	-0.07
40420	C	0	1	2	-0.89	0.00	0.32	-0.14
40420	D	0	5	9	-1.89	1.00	0.34	-0.56

ItemID	Response	SCORE	n	n %	Avg. Prsn Msr	SE	OUT.MSQ	PTME
40421	*	-1	4819	99	1.00	0.02	0.00	0.01
40421	A	1	63	97	0.94	0.17	1.07	0.01
40421	B	0	1	2	1.84	0.00	5.33	0.08
40421	C	0	0	0	0.00	0.00	0.00	0.00
40421	D	0	1	2	-0.08	0.00	0.79	-0.09
40422	*	-1	4837	99	0.99	0.02	0.00	-0.02
40422	A	1	40	85	1.38	0.20	1.72	0.10
40422	B	0	4	9	1.69	0.55	3.31	0.09
40422	C	0	1	2	1.44	0.00	1.82	0.01
40422	D	0	2	4	-0.57	0.45	0.27	-0.32
40423	*	-1	4829	99	1.00	0.02	0.00	0.03
40423	A	1	43	78	0.83	0.21	1.42	0.28
40423	B	0	2	4	-0.04	0.79	0.98	-0.07
40423	C	0	8	15	0.33	0.56	2.84	-0.07
40423	D	0	2	4	-2.99	2.49	0.47	-0.43
40424	*	-1	4830	99	1.00	0.02	0.00	0.01
40424	A	1	47	87	0.92	0.16	1.15	0.10
40424	B	0	2	4	0.43	0.86	1.28	-0.08
40424	C	0	2	4	0.97	1.20	2.86	0.02
40424	D	0	3	6	0.43	0.33	1.02	-0.10
40425	*	-1	4827	99	1.00	0.02	0.00	0.03
40425	A	1	42	74	1.09	0.21	0.82	0.44
40425	B	0	3	5	-0.38	1.41	2.91	-0.17
40425	C	0	3	5	-0.12	1.07	1.58	-0.13
40425	D	0	9	16	-0.50	0.36	0.66	-0.35
40426	*	-1	4829	99	1.00	0.02	0.00	0.03
40426	A	1	47	85	0.78	0.17	1.04	0.27
40426	B	0	2	4	0.60	0.20	1.48	-0.01
40426	C	0	3	5	-0.81	0.71	0.59	-0.29
40426	D	0	3	5	0.05	0.47	1.04	-0.12

ItemID	Response	SCORE	n	n %	Avg. Prsn Msr	SE	OUT.MSQ	PTME
40427	*	-1	4828	99	1.00	0.02	0.00	0.04
40427	A	1	32	57	0.83	0.16	0.96	0.36
40427	B	0	11	20	0.15	0.27	1.02	-0.16
40427	C	0	5	9	-0.19	0.62	0.93	-0.21
40427	D	0	8	14	0.10	0.41	1.15	-0.16
40428	*	-1	4825	99	1.01	0.02	0.00	0.06
40428	A	1	34	58	0.74	0.29	1.27	0.30
40428	B	0	7	12	-0.47	0.53	1.17	-0.17
40428	C	0	3	5	0.16	0.33	1.15	-0.02
40428	D	0	15	25	-0.24	0.44	1.47	-0.20
40429	*	-1	4830	99	1.00	0.02	0.00	-0.01
40429	A	1	24	44	1.54	0.24	1.10	0.34
40429	B	0	12	22	0.74	0.26	0.99	-0.18
40429	C	0	5	9	0.24	0.55	0.86	-0.25
40429	D	0	13	24	1.02	0.26	1.40	-0.05
40430	*	-1	4821	99	1.00	0.02	0.00	0.01
40430	A	1	35	56	1.30	0.22	0.98	0.34
40430	B	0	8	13	0.87	0.47	2.35	0.00
40430	C	0	4	6	0.53	0.14	0.84	-0.06
40430	D	0	16	25	0.00	0.38	0.99	-0.36
40431	*	-1	4827	99	1.00	0.02	0.00	0.02
40431	A	1	29	51	1.19	0.22	0.99	0.39
40431	B	0	6	11	-0.19	0.29	0.53	-0.24
40431	C	0	3	5	1.96	0.78	6.44	0.23
40431	D	0	19	33	0.04	0.24	0.95	-0.37
40432	*	-1	4836	99	1.00	0.02	0.00	-0.01
40432	A	1	26	54	1.33	0.25	1.27	0.23
40432	B	0	7	15	1.07	0.31	1.42	-0.02
40432	C	0	3	6	0.51	0.47	0.79	-0.15
40432	D	0	12	25	0.81	0.17	0.98	-0.17

ItemID	Response	SCORE	n	n %	Avg. Prsn Msr	SE	OUT.MSQ	PTME
40433	*	-1	4827	99	1.00	0.02	0.00	0.04
40433	A	1	35	61	0.84	0.20	1.67	0.30
40433	B	0	7	12	0.14	0.72	1.74	-0.09
40433	C	0	5	9	0.51	0.27	1.13	0.00
40433	D	0	10	18	-0.47	0.62	0.80	-0.31
40434	*	-1	4829	99	1.00	0.02	0.00	0.03
40434	A	1	26	47	1.30	0.20	0.82	0.51
40434	B	0	10	18	-0.26	0.13	0.42	-0.38
40434	C	0	9	16	0.60	0.25	1.15	-0.03
40434	D	0	10	18	0.02	0.48	1.19	-0.26
40435	*	-1	4820	99	1.00	0.02	0.00	0.01
40435	A	1	39	61	1.25	0.19	1.00	0.44
40435	B	0	10	16	0.20	0.36	1.25	-0.23
40435	C	0	2	3	-0.64	0.56	0.32	-0.22
40435	D	0	13	20	0.29	0.22	0.95	-0.23
40436	*	-1	4830	99	1.00	0.02	0.00	0.04
40436	A	1	12	22	1.19	0.40	1.18	0.32
40436	B	0	38	70	0.43	0.15	1.04	-0.17
40436	C	0	2	4	0.07	0.29	0.51	-0.09
40436	D	0	2	4	-0.52	0.52	0.31	-0.20
40437	*	-1	4825	99	1.00	0.02	0.00	0.03
40437	A	1	33	56	1.16	0.22	1.04	0.46
40437	B	0	11	19	0.12	0.21	0.83	-0.20
40437	C	0	1	2	-0.08	0.00	0.57	-0.08
40437	D	0	14	24	-0.09	0.29	1.11	-0.33
40438	*	-1	4835	99	1.00	0.02	0.00	0.00
40438	A	1	23	47	1.34	0.27	1.77	0.24
40438	B	0	25	51	0.86	0.18	1.12	-0.17
40438	C	0	0	0	0.00	0.00	0.00	0.00
40438	D	0	1	2	-1.00	0.00	0.13	-0.26

ItemID	Response	SCORE	n	n %	Avg. Prsn Msr	SE	OUT.MSQ	PTME
40439	*	-1	4836	99	1.00	0.02	0.00	-0.01
40439	A	1	28	58	1.47	0.31	1.29	0.25
40439	B	0	9	19	0.48	0.44	1.52	-0.23
40439	C	0	0	0	0.00	0.00	0.00	0.00
40439	D	0	11	23	0.93	0.24	1.29	-0.09
40440	*	-1	4829	99	1.00	0.02	0.00	0.02
40440	A	1	14	25	1.19	0.34	1.59	0.20
40440	B	0	36	65	0.71	0.18	1.30	-0.10
40440	C	0	2	4	1.07	0.23	1.10	0.05
40440	D	0	3	5	-0.20	0.75	0.53	-0.21
40441	*	-1	4834	99	1.00	0.02	0.00	0.02
40441	A	1	35	70	1.18	0.28	1.19	0.45
40441	B	0	7	14	-0.32	0.29	0.69	-0.26
40441	C	0	0	0	0.00	0.00	0.00	0.00
40441	D	0	8	16	-0.44	0.27	0.65	-0.31
40442	*	-1	4837	99	1.00	0.02	0.00	0.05
40442	A	1	16	34	0.97	0.37	2.15	0.25
40442	B	0	27	57	0.59	0.20	1.45	0.14
40442	C	0	0	0	0.00	0.00	0.00	0.00
40442	D	0	4	9	-3.51	1.16	0.11	-0.67
40443	*	-1	4828	99	1.00	0.02	0.00	0.01
40443	A	1	51	91	1.07	0.18	0.86	0.38
40443	B	0	3	5	-0.39	0.31	0.52	-0.23
40443	C	0	0	0	0.00	0.00	0.00	0.00
40443	D	0	2	4	-1.28	0.50	0.22	-0.31
40444	*	-1	4835	99	1.00	0.02	0.00	0.01
40444	A	1	41	84	1.15	0.20	1.00	0.39
40444	B	0	5	10	-0.03	0.44	0.93	-0.25
40444	C	0	2	4	-0.55	0.77	0.48	-0.24
40444	D	0	1	2	-0.36	0.00	0.44	-0.14

ItemID	Response	SCORE	n	n %	Avg. Prsn Msr	SE	OUT.MSQ	PTME
40445	*	-1	4827	99	1.00	0.02	0.00	0.04
40445	A	1	50	88	0.82	0.17	0.74	0.57
40445	B	0	1	2	-0.10	0.00	1.09	-0.06
40445	C	0	3	5	-1.87	0.30	0.20	-0.39
40445	D	0	3	5	-2.07	0.66	0.21	-0.42
40446	*	-1	4836	99	1.00	0.02	0.00	0.01
40446	A	1	46	96	1.00	0.21	1.02	0.44
40446	B	0	1	2	0.15	0.00	0.84	-0.06
40446	C	0	0	0	0.00	0.00	0.00	0.00
40446	D	0	1	2	-5.49	0.00	0.00	-0.56
40447	*	-1	4829	99	1.00	0.02	0.00	0.04
40447	A	1	51	93	0.64	0.17	1.10	0.26
40447	B	0	2	4	0.38	0.47	1.72	-0.03
40447	C	0	1	2	-1.13	0.00	0.34	-0.19
40447	D	0	1	2	-1.96	0.00	0.15	-0.28
40448	*	-1	4829	99	1.00	0.02	0.00	0.03
40448	A	1	51	93	0.68	0.15	1.09	0.06
40448	B	0	1	2	-0.81	0.00	0.36	-0.19
40448	C	0	3	5	0.87	0.09	1.92	0.05
40448	D	0	0	0	0.00	0.00	0.00	0.00
40449	*	-1	4829	99	1.00	0.02	0.00	0.03
40449	A	1	44	80	0.98	0.18	0.82	0.54
40449	B	0	7	13	-0.95	0.31	0.41	-0.48
40449	C	0	2	4	-0.30	0.39	0.66	-0.14
40449	D	0	2	4	-0.39	0.05	0.56	-0.16
40450	*	-1	4827	99	1.00	0.02	0.00	0.02
40450	A	1	53	93	0.90	0.14	1.00	0.45
40450	B	0	1	2	0.46	0.00	0.98	-0.03
40450	C	0	2	4	-0.22	0.21	0.51	-0.14
40450	D	0	1	2	-5.50	0.00	0.00	-0.64

ItemID	Response	SCORE	n	n %	Avg. Prsn Msr	SE	OUT.MSQ	PTME
40451	*	-1	4828	99	1.00	0.02	0.00	0.03
40451	A	1	45	80	0.87	0.16	1.04	0.36
40451	B	0	3	5	0.34	0.60	1.50	-0.07
40451	C	0	5	9	-0.38	0.62	0.84	-0.28
40451	D	0	3	5	-0.34	0.57	0.69	-0.21
40452	*	-1	4828	99	1.00	0.02	0.00	0.01
40452	A	1	44	79	1.25	0.22	0.95	0.40
40452	B	0	4	7	0.29	0.65	1.71	-0.11
40452	C	0	7	13	-0.49	0.52	1.03	-0.34
40452	D	0	1	2	-1.14	0.00	0.23	-0.18
40453	*	-1	4827	99	1.00	0.02	0.00	0.03
40453	A	1	50	88	0.95	0.15	0.73	0.64
40453	B	0	3	5	-1.77	0.41	0.16	-0.39
40453	C	0	1	2	-0.39	0.00	0.55	-0.09
40453	D	0	3	5	-2.45	1.47	0.33	-0.50
40454	*	-1	4640	95	0.99	0.02	0.00	-0.03
40454	A	1	207	85	1.33	0.07	1.00	0.34
40454	B	0	30	12	0.50	0.09	0.76	-0.26
40454	C	0	6	2	0.02	0.19	0.46	-0.19
40454	D	0	1	0	-0.78	0.00	0.19	-0.13
40455	*	-1	4828	99	1.00	0.02	0.00	0.03
40455	A	1	49	88	0.80	0.20	1.16	0.27
40455	B	0	5	9	-0.25	0.22	0.83	-0.21
40455	C	0	1	2	0.12	0.00	1.08	-0.05
40455	D	0	1	2	-1.17	0.00	0.30	-0.18
40456	*	-1	4825	99	1.01	0.02	0.00	0.06
40456	A	1	51	86	0.48	0.17	1.00	0.41
40456	B	0	1	2	-1.04	0.00	0.41	-0.12
40456	C	0	3	5	-0.27	0.62	1.21	-0.08
40456	D	0	4	7	-1.95	1.23	0.83	-0.42

ItemID	Response	SCORE	n	n %	Avg. Prsn Msr	SE	OUT.MSQ	PTME
40457	*	-1	4824	99	1.00	0.02	0.00	0.03
40457	A	1	50	83	0.93	0.16	0.89	0.45
40457	B	0	7	12	-0.25	0.30	0.78	-0.27
40457	C	0	1	2	-3.26	0.00	0.03	-0.41
40457	D	0	2	3	-0.53	0.91	0.66	-0.18
40458	*	-1	4829	99	1.00	0.02	0.00	0.04
40458	A	1	40	73	0.98	0.19	0.90	0.52
40458	B	0	6	11	-0.31	0.45	0.79	-0.19
40458	C	0	3	5	-0.11	0.29	0.71	-0.10
40458	D	0	6	11	-1.53	0.87	0.40	-0.48
40459	*	-1	4836	99	1.00	0.02	0.00	0.01
40459	A	1	32	67	1.38	0.26	1.10	0.51
40459	B	0	4	8	0.03	0.28	0.71	-0.16
40459	C	0	5	10	-0.98	0.59	0.40	-0.41
40459	D	0	7	15	0.07	0.33	0.87	-0.20
40460	*	-1	4829	99	1.00	0.02	0.00	0.03
40460	A	1	39	71	1.13	0.19	0.84	0.55
40460	B	0	4	7	-0.15	0.35	0.74	-0.16
40460	C	0	5	9	0.19	0.44	1.25	-0.11
40460	D	0	7	13	-1.25	0.38	0.29	-0.53
40461	*	-1	4826	99	1.01	0.02	0.00	0.05
40461	A	1	41	71	0.75	0.15	0.94	0.44
40461	B	0	9	16	-0.05	0.23	0.89	-0.16
40461	C	0	6	10	-0.19	0.38	0.95	-0.17
40461	D	0	2	3	-2.75	2.60	0.65	-0.49
40462	*	-1	4829	99	1.00	0.02	0.00	0.02
40462	A	1	34	62	1.02	0.22	1.14	0.27
40462	B	0	10	18	0.78	0.37	2.34	0.01
40462	C	0	4	7	0.26	0.60	1.32	-0.11
40462	D	0	7	13	-0.26	0.23	0.52	-0.32

ItemID	Response	SCORE	n	n %	Avg. Prsn Msr	SE	OUT.MSQ	PTME
40463	*	-1	4829	99	1.00	0.02	0.00	0.01
40463	A	1	43	78	1.22	0.20	0.89	0.41
40463	B	0	6	11	-0.26	0.30	0.55	-0.31
40463	C	0	2	4	0.16	0.08	0.69	-0.11
40463	D	0	4	7	-0.04	0.59	0.82	-0.20
40464	*	-1	4829	99	1.00	0.02	0.00	0.01
40464	A	1	50	91	0.97	0.14	0.89	0.40
40464	B	0	1	2	-1.53	0.00	0.14	-0.30
40464	C	0	1	2	0.51	0.00	1.10	-0.04
40464	D	0	3	5	-0.51	0.34	0.44	-0.30
40465	*	-1	4835	99	1.00	0.02	0.00	0.00
40465	A	1	44	90	1.18	0.23	0.95	0.34
40465	B	0	2	4	0.01	0.49	0.84	-0.13
40465	C	0	0	0	0.00	0.00	0.00	0.00
40465	D	0	3	6	-0.88	0.37	0.35	-0.31
40466	*	-1	4832	99	1.00	0.02	0.00	0.00
40466	A	1	44	85	1.19	0.16	0.85	0.44
40466	B	0	3	6	0.18	0.74	1.02	-0.17
40466	C	0	2	4	-0.25	1.06	0.73	-0.21
40466	D	0	3	6	-0.61	0.25	0.34	-0.34
40467	*	-1	4825	99	1.00	0.02	0.00	0.01
40467	A	1	57	97	1.00	0.13	0.80	0.46
40467	B	0	1	2	-0.99	0.00	0.27	-0.23
40467	C	0	1	2	-2.50	0.00	0.06	-0.41
40467	D	0	0	0	0.00	0.00	0.00	0.00
40468	*	-1	4835	99	1.00	0.02	0.00	0.02
40468	A	1	46	94	0.96	0.17	0.64	0.58
40468	B	0	1	2	-2.55	0.00	0.08	-0.35
40468	C	0	0	0	0.00	0.00	0.00	0.00
40468	D	0	2	4	-2.20	0.33	0.12	-0.45

ItemID	Response	SCORE	n	n %	Avg. Prsn Msr	SE	OUT.MSQ	PTME
40469	*	-1	4830	99	1.00	0.02	0.00	0.03
40469	A	1	48	89	0.74	0.15	0.87	0.41
40469	B	0	3	6	0.10	0.23	1.03	-0.10
40469	C	0	0	0	0.00	0.00	0.00	0.00
40469	D	0	3	6	-1.59	0.48	0.22	-0.46
40470	*	-1	4829	99	1.00	0.02	0.00	0.02
40470	A	1	50	91	0.84	0.21	1.14	0.15
40470	B	0	4	7	0.29	0.43	1.57	-0.09
40470	C	0	0	0	0.00	0.00	0.00	0.00
40470	D	0	1	2	-0.63	0.00	0.48	-0.13
40471	*	-1	4827	99	1.00	0.02	0.00	0.02
40471	A	1	52	91	0.87	0.20	1.12	0.25
40471	B	0	2	4	0.36	0.19	1.39	-0.05
40471	C	0	1	2	-0.12	0.00	0.84	-0.08
40471	D	0	2	4	-1.21	0.64	0.34	-0.26
40472	*	-1	4835	99	1.00	0.02	0.00	0.04
40472	A	1	47	96	0.63	0.15	0.89	0.39
40472	B	0	0	0	0.00	0.00	0.00	0.00
40472	C	0	1	2	-1.37	0.00	0.25	-0.26
40472	D	0	1	2	-1.61	0.00	0.19	-0.29
40473	*	-1	4829	99	1.00	0.02	0.00	0.05
40473	A	1	51	93	0.58	0.17	0.85	0.40
40473	B	0	0	0	0.00	0.00	0.00	0.00
40473	C	0	4	7	-1.46	0.47	0.36	-0.40
40473	D	0	0	0	0.00	0.00	0.00	0.00
40474	*	-1	4835	99	1.00	0.02	0.00	0.03
40474	A	1	43	88	0.79	0.15	0.81	0.50
40474	B	0	2	4	-0.96	1.18	0.58	-0.28
40474	C	0	2	4	-0.61	0.17	0.47	-0.22
40474	D	0	2	4	-1.19	0.42	0.28	-0.32

ItemID	Response	SCORE	n	n %	Avg. Prsn Msr	SE	OUT.MSQ	PTME
40475	*	-1	4827	99	1.00	0.02	0.00	0.02
40475	A	1	51	89	0.82	0.21	1.16	0.13
40475	B	0	5	9	0.34	0.47	1.81	-0.09
40475	C	0	1	2	-0.36	0.00	0.62	-0.10
40475	D	0	0	0	0.00	0.00	0.00	0.00
40476	*	-1	4828	99	1.00	0.02	0.00	0.04
40476	A	1	25	45	0.56	0.19	1.67	0.02
40476	B	0	28	50	0.78	0.19	1.82	0.20
40476	C	0	1	2	-0.33	0.00	0.37	-0.09
40476	D	0	2	4	-2.99	2.36	0.28	-0.54
40477	*	-1	4829	99	1.00	0.02	0.00	0.03
40477	A	1	37	67	1.16	0.14	0.73	0.62
40477	B	0	5	9	-0.02	0.28	0.75	-0.15
40477	C	0	4	7	-0.36	0.40	0.59	-0.21
40477	D	0	9	16	-0.88	0.56	0.51	-0.51
40478	*	-1	4830	99	1.00	0.02	0.00	0.00
40478	A	1	39	72	1.43	0.14	0.73	0.66
40478	B	0	10	19	-0.01	0.23	0.59	-0.43
40478	C	0	0	0	0.00	0.00	0.00	0.00
40478	D	0	5	9	-0.55	0.23	0.31	-0.44
40479	*	-1	4828	99	1.00	0.02	0.00	0.04
40479	A	1	26	46	0.93	0.22	1.12	0.38
40479	B	0	10	18	0.36	0.19	1.03	-0.09
40479	C	0	8	14	-0.29	0.18	0.50	-0.35
40479	D	0	12	21	0.39	0.15	0.98	-0.08
40480	*	-1	4826	99	1.00	0.02	0.00	0.02
40480	A	1	40	69	1.13	0.19	0.90	0.49
40480	B	0	7	12	-0.37	0.25	0.52	-0.32
40480	C	0	6	10	0.25	0.54	1.66	-0.13
40480	D	0	5	9	-0.52	0.23	0.42	-0.30

ItemID	Response	SCORE	n	n %	Avg. Prsn Msr	SE	OUT.MSQ	PTME
40481	*	-1	4833	99	1.00	0.02	0.00	0.02
40481	A	1	30	59	1.14	0.20	0.90	0.46
40481	B	0	4	8	0.24	0.39	0.89	-0.12
40481	C	0	9	18	0.48	0.24	1.23	-0.09
40481	D	0	8	16	-0.45	0.37	0.64	-0.44
40482	*	-1	4826	99	1.00	0.02	0.00	0.03
40482	A	1	32	55	1.40	0.20	0.87	0.63
40482	B	0	5	9	0.11	0.25	0.71	-0.13
40482	C	0	5	9	-0.26	0.38	0.59	-0.22
40482	D	0	16	28	-0.36	0.25	0.58	-0.48
40483	*	-1	4829	99	1.00	0.02	0.00	0.03
40483	A	1	50	91	0.66	0.17	1.11	0.09
40483	B	0	3	5	0.18	0.62	1.45	-0.09
40483	C	0	0	0	0.00	0.00	0.00	0.00
40483	D	0	2	4	0.47	0.45	1.49	-0.03
40484	*	-1	4832	99	1.00	0.02	0.00	0.04
40484	A	1	31	60	0.91	0.16	1.02	0.43
40484	B	0	13	25	0.46	0.16	1.12	0.00
40484	C	0	4	8	-0.63	0.43	0.43	-0.25
40484	D	0	4	8	-1.94	1.20	0.37	-0.55
40485	*	-1	4831	99	1.00	0.02	0.00	0.04
40485	A	1	31	58	1.03	0.26	1.07	0.43
40485	B	0	8	15	0.43	0.28	1.51	-0.02
40485	C	0	6	11	-0.84	0.51	0.56	-0.33
40485	D	0	8	15	-0.46	0.38	0.65	-0.28
40486	*	-1	4830	99	1.00	0.02	0.00	0.04
40486	A	1	40	74	1.01	0.17	0.75	0.60
40486	B	0	11	20	-0.56	0.29	0.64	-0.43
40486	C	0	2	4	-1.82	0.73	0.17	-0.36
40486	D	0	1	2	-1.05	0.00	0.28	-0.17

ItemID	Response	SCORE	n	n %	Avg. Prsn Msr	SE	OUT.MSQ	PTME
40487	*	-1	4829	99	1.00	0.02	0.00	0.02
40487	A	1	34	62	1.33	0.19	0.74	0.59
40487	B	0	10	18	0.17	0.31	1.01	-0.21
40487	C	0	2	4	-0.40	0.89	0.55	-0.17
40487	D	0	9	16	-0.66	0.22	0.35	-0.48
40488	*	-1	4835	99	1.00	0.02	0.00	0.04
40488	A	1	36	73	1.15	0.20	0.74	0.62
40488	B	0	5	10	-0.96	0.48	0.41	-0.31
40488	C	0	1	2	0.39	0.00	1.11	-0.01
40488	D	0	7	14	-1.47	0.69	0.39	-0.51
40489	*	-1	4836	99	1.00	0.02	0.00	0.04
40489	A	1	41	85	0.96	0.20	0.72	0.66
40489	B	0	4	8	-2.28	0.45	0.18	-0.53
40489	C	0	1	2	-0.66	0.00	0.66	-0.11
40489	D	0	2	4	-2.06	0.69	0.20	-0.34
40490	*	-1	4830	99	1.00	0.02	0.00	0.01
40490	A	1	45	83	1.06	0.19	1.02	0.30
40490	B	0	3	6	-0.67	1.03	0.76	-0.29
40490	C	0	1	2	-0.34	0.00	0.47	-0.13
40490	D	0	5	9	0.47	0.35	1.32	-0.10
40491	*	-1	4829	99	1.00	0.02	0.00	0.01
40491	A	1	31	56	1.58	0.21	0.82	0.52
40491	B	0	12	22	0.38	0.36	2.44	-0.14
40491	C	0	1	2	2.57	0.00	5.95	0.14
40491	D	0	11	20	-0.99	0.58	0.59	-0.54
40492	*	-1	4829	99	1.00	0.02	0.00	0.02
40492	A	1	39	71	1.02	0.16	0.94	0.33
40492	B	0	1	2	0.82	0.00	1.28	0.01
40492	C	0	4	7	0.51	0.37	1.11	-0.07
40492	D	0	11	20	0.00	0.47	1.21	-0.34

ItemID	Response	SCORE	n	n %	Avg. Prsn Msr	SE	OUT.MSQ	PTME
40493	*	-1	4829	99	1.00	0.02	0.00	0.01
40493	A	1	17	31	1.64	0.32	1.19	0.44
40493	B	0	14	25	0.64	0.29	1.06	-0.09
40493	C	0	7	13	0.87	0.30	1.07	0.01
40493	D	0	17	31	0.17	0.26	0.57	-0.36
40494	*	-1	4825	99	1.01	0.02	0.00	0.05
40494	A	1	34	58	0.66	0.20	1.20	0.32
40494	B	0	5	8	0.03	0.37	0.98	-0.09
40494	C	0	6	10	-0.15	0.26	0.82	-0.16
40494	D	0	14	24	-0.02	0.25	1.17	-0.20
40495	*	-1	4830	99	1.00	0.02	0.00	0.04
40495	A	1	48	89	0.79	0.19	0.94	0.45
40495	B	0	2	4	-1.16	0.25	0.36	-0.24
40495	C	0	1	2	-1.44	0.00	0.26	-0.19
40495	D	0	3	6	-1.30	1.00	0.58	-0.32
40496	*	-1	4829	99	1.00	0.02	0.00	0.03
40496	A	1	39	71	0.89	0.17	0.90	0.37
40496	B	0	2	4	1.18	1.96	8.19	0.10
40496	C	0	11	20	-0.12	0.24	0.79	-0.32
40496	D	0	3	5	-0.60	0.70	0.63	-0.26
40497	*	-1	4831	99	1.00	0.02	0.00	0.04
40497	A	1	43	81	0.87	0.19	0.95	0.53
40497	B	0	5	9	-0.70	0.23	0.49	-0.24
40497	C	0	2	4	-0.81	1.16	0.71	-0.16
40497	D	0	3	6	-2.38	1.61	0.61	-0.45
40498	*	-1	4831	99	1.00	0.02	0.00	0.02
40498	A	1	29	55	1.30	0.22	1.55	0.54
40498	B	0	3	6	-0.29	0.57	0.50	-0.20
40498	C	0	11	21	-0.02	0.23	0.65	-0.31
40498	D	0	10	19	0.09	0.30	0.76	-0.25

ItemID	Response	SCORE	n	n %	Avg. Prsn Msr	SE	OUT.MSQ	PTME
40499	*	-1	4829	99	1.00	0.02	0.00	0.04
40499	A	1	47	85	0.83	0.15	0.77	0.55
40499	B	0	0	0	0.00	0.00	0.00	0.00
40499	C	0	2	4	-0.68	0.17	0.44	-0.21
40499	D	0	6	11	-1.12	0.45	0.44	-0.50
40500	*	-1	4829	99	1.00	0.02	0.00	0.01
40500	A	1	39	71	1.06	0.21	1.55	0.27
40500	B	0	3	5	1.49	0.64	3.66	0.12
40500	C	0	8	15	-0.18	0.35	0.66	-0.33
40500	D	0	5	9	0.35	0.44	1.30	-0.12
40501	*	-1	4829	99	1.00	0.02	0.00	0.02
40501	A	1	32	58	1.44	0.21	1.65	0.61
40501	B	0	8	15	-0.22	0.37	0.60	-0.27
40501	C	0	11	20	-0.14	0.32	0.70	-0.29
40501	D	0	4	7	-1.03	0.62	0.33	-0.34
40502	*	-1	4830	99	1.00	0.02	0.00	0.00
40502	A	1	46	85	1.18	0.14	0.90	0.41
40502	B	0	1	2	-1.17	0.00	0.16	-0.29
40502	C	0	3	6	0.00	0.41	0.60	-0.24
40502	D	0	4	7	0.30	0.75	1.82	-0.19
40503	*	-1	4827	99	1.00	0.02	0.00	0.02
40503	A	1	40	70	1.31	0.20	0.72	0.60
40503	B	0	3	5	-0.39	0.69	0.76	-0.17
40503	C	0	5	9	-0.59	0.42	0.53	-0.27
40503	D	0	9	16	-0.82	0.37	0.49	-0.44
40504	*	-1	4829	99	1.00	0.02	0.00	0.02
40504	A	1	44	80	0.97	0.17	0.99	0.43
40504	B	0	3	5	-0.01	0.30	0.71	-0.16
40504	C	0	5	9	-0.09	0.37	0.75	-0.23
40504	D	0	3	5	-0.68	0.09	0.34	-0.30

ItemID	Response	SCORE	n	n %	Avg. Prsn Msr	SE	OUT.MSQ	PTME
40505	*	-1	4825	99	1.00	0.02	0.00	0.04
40505	A	1	43	73	0.95	0.13	0.74	0.66
40505	B	0	9	15	-0.75	0.24	0.44	-0.50
40505	C	0	4	7	-0.51	0.59	0.72	-0.25
40505	D	0	3	5	-0.55	0.21	0.45	-0.23
40506	*	-1	4830	99	1.00	0.02	0.00	0.01
40506	A	1	40	74	1.19	0.19	1.73	0.44
40506	B	0	12	22	0.07	0.23	0.80	-0.35
40506	C	0	1	2	0.44	0.00	0.84	-0.05
40506	D	0	1	2	-1.88	0.00	0.08	-0.31
40507	*	-1	4829	99	1.00	0.02	0.00	0.04
40507	A	1	36	65	0.83	0.16	0.98	0.33
40507	B	0	9	16	0.30	0.34	1.32	-0.11
40507	C	0	7	13	-0.39	0.48	0.79	-0.33
40507	D	0	3	5	0.44	1.06	2.86	-0.03
40508	*	-1	4617	95	0.99	0.02	0.00	-0.03
40508	A	1	213	80	1.40	0.06	0.84	0.51
40508	B	0	29	11	0.17	0.14	0.63	-0.33
40508	C	0	20	7	0.17	0.20	0.77	-0.27
40508	D	0	5	2	-0.64	0.32	0.27	-0.24
40509	*	-1	4827	99	1.00	0.02	0.00	0.02
40509	A	1	34	60	1.35	0.15	0.72	0.67
40509	B	0	6	11	-0.23	0.31	0.54	-0.30
40509	C	0	9	16	0.16	0.25	0.83	-0.22
40509	D	0	8	14	-0.50	0.30	0.44	-0.45
40510	*	-1	4829	99	1.00	0.02	0.00	0.03
40510	A	1	16	29	1.35	0.31	1.25	0.38
40510	B	0	5	9	-0.07	0.60	0.70	-0.20
40510	C	0	29	53	0.43	0.18	0.96	-0.21
40510	D	0	5	9	0.45	0.49	0.99	-0.05

ItemID	Response	SCORE	n	n %	Avg. Prsn Msr	SE	OUT.MSQ	PTME
40511	*	-1	4829	99	1.00	0.02	0.00	0.03
40511	A	1	39	71	1.03	0.17	0.93	0.46
40511	B	0	8	15	-0.26	0.40	0.69	-0.24
40511	C	0	5	9	0.21	0.76	2.65	-0.08
40511	D	0	3	5	-2.04	1.77	0.57	-0.43
40512	*	-1	4828	99	1.00	0.02	0.00	0.04
40512	A	1	33	59	1.00	0.16	0.86	0.49
40512	B	0	3	5	-0.32	0.93	0.78	-0.21
40512	C	0	15	27	0.12	0.19	0.85	-0.27
40512	D	0	5	9	-0.32	0.49	0.73	-0.27
40513	*	-1	4830	99	1.00	0.02	0.00	0.03
40513	A	1	25	46	1.65	0.26	0.91	0.57
40513	B	0	16	30	0.09	0.32	1.05	-0.22
40513	C	0	6	11	-0.31	0.39	0.50	-0.21
40513	D	0	7	13	-0.91	0.72	0.41	-0.36
40514	*	-1	4835	99	1.00	0.02	0.00	0.02
40514	A	1	30	61	1.08	0.27	1.47	0.26
40514	B	0	10	20	0.84	0.24	1.61	0.01
40514	C	0	5	10	-0.30	0.24	0.47	-0.29
40514	D	0	4	8	0.06	0.32	0.68	-0.17
40515	*	-1	4829	99	1.00	0.02	0.00	0.01
40515	A	1	43	78	1.19	0.23	0.87	0.35
40515	B	0	4	7	0.02	0.58	1.14	-0.16
40515	C	0	5	9	0.26	0.81	3.90	-0.13
40515	D	0	3	5	-0.88	0.43	0.35	-0.28
40516	*	-1	4829	99	1.00	0.02	0.00	0.03
40516	A	1	35	64	0.90	0.20	1.29	0.26
40516	B	0	14	25	0.27	0.38	3.25	-0.17
40516	C	0	2	4	0.38	0.29	0.95	-0.04
40516	D	0	4	7	-0.03	0.77	1.60	-0.15

ItemID	Response	SCORE	n	n %	Avg. Prsn Msr	SE	OUT.MSQ	PTME
40517	*	-1	4830	99	1.00	0.02	0.00	0.00
40517	A	1	50	93	1.00	0.18	1.11	0.08
40517	B	0	1	2	1.02	0.00	1.79	0.01
40517	C	0	2	4	0.67	0.67	1.55	-0.05
40517	D	0	1	2	0.13	0.00	0.73	-0.09
40518	*	-1	4829	99	1.00	0.02	0.00	0.02
40518	A	1	52	95	0.86	0.17	0.83	0.41
40518	B	0	1	2	-0.58	0.00	0.52	-0.14
40518	C	0	2	4	-1.97	0.57	0.15	-0.40
40518	D	0	0	0	0.00	0.00	0.00	0.00
40519	*	-1	4829	99	1.00	0.02	0.00	0.02
40519	A	1	34	62	1.18	0.17	0.99	0.37
40519	B	0	16	29	0.54	0.35	1.46	-0.10
40519	C	0	4	7	-0.38	0.52	0.47	-0.23
40519	D	0	1	2	-4.95	0.00	0.00	-0.55
40520	*	-1	4830	99	1.00	0.02	0.00	0.02
40520	A	1	35	65	0.88	0.17	1.22	0.19
40520	B	0	15	28	0.49	0.42	2.31	-0.12
40520	C	0	3	6	-0.03	0.61	0.72	-0.15
40520	D	0	1	2	0.43	0.00	0.86	-0.03
40521	*	-1	4822	99	1.00	0.02	0.00	0.01
40521	A	1	51	82	1.11	0.15	0.84	0.47
40521	B	0	2	3	-1.07	0.35	0.22	-0.30
40521	C	0	1	2	0.28	0.00	0.81	-0.06
40521	D	0	8	13	-0.20	0.34	0.74	-0.35
40522	*	-1	4831	99	0.99	0.02	0.00	-0.02
40522	A	1	23	43	2.23	0.27	0.74	0.62
40522	B	0	9	17	0.33	0.19	0.46	-0.33
40522	C	0	16	30	0.83	0.21	0.96	-0.23
40522	D	0	5	9	0.18	0.59	0.60	-0.27

ItemID	Response	SCORE	n	n %	Avg. Prsn Msr	SE	OUT.MSQ	PTME
40523	*	-1	4829	99	1.00	0.02	0.00	0.03
40523	A	1	26	47	1.77	0.21	0.52	0.72
40523	B	0	15	27	-0.02	0.26	0.84	-0.30
40523	C	0	3	5	-0.68	0.33	0.29	-0.23
40523	D	0	11	20	-0.53	0.25	0.43	-0.43
40524	*	-1	4827	99	1.00	0.02	0.00	0.03
40524	A	1	47	82	0.85	0.15	0.83	0.49
40524	B	0	7	12	-0.29	0.32	0.83	-0.29
40524	C	0	0	0	0.00	0.00	0.00	0.00
40524	D	0	3	5	-1.41	0.64	0.29	-0.41
40525	*	-1	4830	99	1.00	0.02	0.00	0.04
40525	A	1	28	52	1.21	0.23	0.83	0.56
40525	B	0	23	43	-0.12	0.18	0.77	-0.43
40525	C	0	1	2	-2.20	0.00	0.07	-0.29
40525	D	0	2	4	-0.38	0.57	0.51	-0.14
40526	*	-1	4834	99	1.00	0.02	0.00	0.03
40526	A	1	14	28	1.90	0.35	0.72	0.63
40526	B	0	12	24	-0.32	0.24	0.44	-0.42
40526	C	0	6	12	0.52	0.34	0.94	-0.03
40526	D	0	18	36	0.29	0.19	0.75	-0.20
40527	*	-1	4824	99	1.00	0.02	0.00	0.03
40527	A	1	59	98	0.63	0.14	0.99	0.18
40527	B	0	0	0	0.00	0.00	0.00	0.00
40527	C	0	1	2	-0.91	0.00	0.35	-0.18
40527	D	0	0	0	0.00	0.00	0.00	0.00
40528	*	-1	4830	99	1.00	0.02	0.00	0.03
40528	A	1	51	94	0.77	0.14	0.85	0.46
40528	B	0	1	2	-1.06	0.00	0.31	-0.21
40528	C	0	2	4	-1.71	0.05	0.16	-0.41
40528	D	0	0	0	0.00	0.00	0.00	0.00

ItemID	Response	SCORE	n	n %	Avg. Prsn Msr	SE	OUT.MSQ	PTME
40529	*	-1	4824	99	1.00	0.02	0.00	0.01
40529	A	1	51	85	1.14	0.15	0.84	0.38
40529	B	0	3	5	0.68	1.51	8.19	-0.05
40529	C	0	4	7	-0.93	0.57	0.33	-0.39
40529	D	0	2	3	-0.17	0.64	0.63	-0.16
40530	*	-1	4823	99	1.00	0.02	0.00	0.02
40530	A	1	55	90	0.94	0.15	0.96	0.44
40530	B	0	3	5	-0.63	0.20	0.41	-0.28
40530	C	0	2	3	-1.02	0.03	0.27	-0.29
40530	D	0	1	2	-0.58	0.00	0.41	-0.15
40531	*	-1	4833	99	1.00	0.02	0.00	0.00
40531	A	1	15	29	1.73	0.40	1.59	0.42
40531	B	0	7	14	0.32	0.35	0.62	-0.20
40531	C	0	22	43	0.89	0.16	1.09	-0.04
40531	D	0	7	14	0.03	0.41	0.55	-0.30
40532	*	-1	4823	99	1.00	0.02	0.00	0.01
40532	A	1	21	34	1.50	0.28	1.33	0.40
40532	B	0	7	11	0.71	0.30	0.95	-0.06
40532	C	0	21	34	0.52	0.21	0.91	-0.24
40532	D	0	12	20	0.56	0.25	0.86	-0.14
40533	*	-1	4829	99	1.01	0.02	0.00	0.06
40533	A	1	22	40	1.19	0.26	0.90	0.50
40533	B	0	10	18	0.14	0.25	0.95	-0.05
40533	C	0	14	25	-0.05	0.25	0.90	-0.14
40533	D	0	9	16	-1.15	0.63	0.46	-0.44
40534	*	-1	4829	99	1.00	0.02	0.00	0.02
40534	A	1	35	64	1.27	0.19	1.08	0.47
40534	B	0	8	15	0.04	0.21	0.57	-0.22
40534	C	0	4	7	0.92	0.36	1.46	0.03
40534	D	0	8	15	-0.69	0.71	0.56	-0.44

ItemID	Response	SCORE	n	n %	Avg. Prsn Msr	SE	OUT.MSQ	PTME
40535	*	-1	4830	99	1.00	0.02	0.00	0.04
40535	A	1	27	50	1.20	0.22	0.84	0.54
40535	B	0	9	17	-0.16	0.38	0.93	-0.26
40535	C	0	8	15	-0.36	0.37	0.76	-0.32
40535	D	0	10	19	0.14	0.16	0.76	-0.16
40536	*	-1	4829	99	1.00	0.02	0.00	0.00
40536	A	1	33	60	1.56	0.30	0.96	0.44
40536	B	0	13	24	0.32	0.20	0.93	-0.25
40536	C	0	3	5	0.55	0.63	1.28	-0.07
40536	D	0	6	11	-0.26	0.32	0.55	-0.29
40537	*	-1	4834	99	1.00	0.02	0.00	0.01
40537	A	1	18	36	1.54	0.19	0.79	0.48
40537	B	0	4	8	0.66	0.65	1.23	-0.05
40537	C	0	18	36	0.46	0.22	0.92	-0.28
40537	D	0	10	20	0.43	0.37	0.89	-0.20
40538	*	-1	4817	99	1.00	0.02	0.00	0.03
40538	A	1	45	67	0.98	0.18	0.97	0.40
40538	B	0	7	10	0.10	0.30	0.88	-0.17
40538	C	0	2	3	0.09	0.13	0.70	-0.09
40538	D	0	13	19	-0.01	0.19	0.76	-0.30
40539	*	-1	4830	99	1.00	0.02	0.00	0.00
40539	A	1	24	44	1.56	0.23	1.26	0.43
40539	B	0	5	9	0.94	0.31	1.04	-0.02
40539	C	0	16	30	0.58	0.27	0.98	-0.25
40539	D	0	9	17	0.38	0.27	0.66	-0.25
40540	*	-1	4827	99	1.00	0.02	0.00	0.02
40540	A	1	27	47	1.63	0.16	0.66	0.67
40540	B	0	15	26	0.20	0.22	0.79	-0.30
40540	C	0	3	5	0.05	0.51	0.59	-0.15
40540	D	0	12	21	-0.16	0.30	0.61	-0.42

ItemID	Response	SCORE	n	n %	Avg. Prsn Msr	SE	OUT.MSQ	PTME
40541	*	-1	4827	99	1.00	0.02	0.00	0.05
40541	A	1	48	84	0.63	0.15	0.98	0.38
40541	B	0	4	7	-0.31	0.47	0.89	-0.20
40541	C	0	2	4	-0.43	0.97	0.88	-0.16
40541	D	0	3	5	-0.76	0.34	0.47	-0.27
40542	*	-1	4824	99	1.00	0.02	0.00	0.04
40542	A	1	36	60	1.06	0.18	0.87	0.53
40542	B	0	3	5	-0.13	0.34	0.66	-0.13
40542	C	0	20	33	-0.27	0.22	0.79	-0.49
40542	D	0	1	2	0.59	0.00	1.18	0.00
40543	*	-1	4832	99	1.00	0.02	0.00	0.02
40543	A	1	48	92	0.87	0.16	0.92	0.32
40543	B	0	2	4	-0.37	0.06	0.51	-0.20
40543	C	0	1	2	-1.96	0.00	0.10	-0.33
40543	D	0	1	2	0.70	0.00	1.49	-0.01
40544	*	-1	4832	99	1.00	0.02	0.00	0.02
40544	A	1	41	79	0.95	0.18	0.88	0.42
40544	B	0	3	6	-0.55	0.53	0.53	-0.27
40544	C	0	7	13	-0.04	0.25	0.79	-0.26
40544	D	0	1	2	-0.59	0.00	0.38	-0.16
40545	*	-1	4835	99	1.00	0.02	0.00	0.02
40545	A	1	40	82	0.89	0.16	1.03	0.21
40545	B	0	8	16	0.41	0.34	1.50	-0.16
40545	C	0	1	2	-0.34	0.00	0.43	-0.16
40545	D	0	0	0	0.00	0.00	0.00	0.00
40546	*	-1	4594	94	0.97	0.02	0.00	-0.09
40546	A	1	230	79	1.76	0.08	0.89	0.49
40546	B	0	12	4	0.54	0.31	1.03	-0.15
40546	C	0	46	16	0.18	0.13	0.55	-0.43
40546	D	0	2	1	-0.92	0.05	0.14	-0.15

ItemID	Response	SCORE	n	n %	Avg. Prsn Msr	SE	OUT.MSQ	PTME
40547	*	-1	4835	99	1.00	0.02	0.00	0.05
40547	A	1	26	53	0.95	0.16	0.86	0.61
40547	B	0	5	10	-0.27	0.32	0.63	-0.25
40547	C	0	11	22	-0.20	0.21	0.70	-0.36
40547	D	0	7	14	-0.12	0.29	0.83	-0.24
40548	*	-1	4833	99	1.00	0.02	0.00	0.04
40548	A	1	39	76	0.74	0.17	1.05	0.38
40548	B	0	8	16	-0.04	0.21	0.85	-0.23
40548	C	0	4	8	-0.46	0.08	0.49	-0.28
40548	D	0	0	0	0.00	0.00	0.00	0.00
40549	*	-1	4832	99	1.00	0.02	0.00	0.01
40549	A	1	46	88	0.96	0.20	1.03	0.20
40549	B	0	4	8	0.34	0.46	1.33	-0.12
40549	C	0	1	2	0.13	0.00	0.78	-0.08
40549	D	0	1	2	-0.55	0.00	0.39	-0.15
40550	*	-1	4836	99	1.00	0.02	0.00	0.00
40550	A	1	28	58	1.63	0.22	1.00	0.59
40550	B	0	16	33	0.08	0.18	0.58	-0.50
40550	C	0	1	2	-0.13	0.00	0.37	-0.13
40550	D	0	3	6	0.28	0.94	1.10	-0.14
40551	*	-1	4842	99	1.00	0.02	0.00	-0.02
40551	A	1	40	95	1.32	0.22	0.96	0.25
40551	B	0	1	2	-0.43	0.00	0.35	-0.19
40551	C	0	0	0	0.00	0.00	0.00	0.00
40551	D	0	1	2	-0.23	0.00	0.43	-0.16
40552	*	-1	4817	99	1.00	0.02	0.00	0.01
40552	A	1	58	87	0.96	0.13	0.99	0.26
40552	B	0	1	1	-0.57	0.00	0.33	-0.18
40552	C	0	6	9	0.43	0.46	1.54	-0.13
40552	D	0	2	3	-0.13	0.46	0.56	-0.17

ItemID	Response	SCORE	n	n %	Avg. Prsn Msr	SE	OUT.MSQ	PTME
40553	*	-1	4828	99	1.00	0.02	0.00	0.03
40553	A	1	40	71	0.96	0.15	0.85	0.53
40553	B	0	11	20	-0.39	0.33	0.74	-0.44
40553	C	0	3	5	-0.25	0.19	0.54	-0.18
40553	D	0	2	4	-0.08	0.34	0.67	-0.12
40554	*	-1	4835	99	1.00	0.02	0.00	0.01
40554	A	1	47	96	0.95	0.19	0.97	0.09
40554	B	0	0	0	0.00	0.00	0.00	0.00
40554	C	0	2	4	0.38	1.60	2.60	-0.09
40554	D	0	0	0	0.00	0.00	0.00	0.00
40555	*	-1	4818	99	1.00	0.02	0.00	0.01
40555	A	1	62	94	1.03	0.13	0.83	0.42
40555	B	0	0	0	0.00	0.00	0.00	0.00
40555	C	0	2	3	-1.67	1.08	0.21	-0.40
40555	D	0	2	3	-0.23	0.20	0.54	-0.18
40556	*	-1	4834	99	1.00	0.02	0.00	0.01
40556	A	1	47	94	1.05	0.19	0.77	0.40
40556	B	0	1	2	-3.28	0.00	0.03	-0.43
40556	C	0	0	0	0.00	0.00	0.00	0.00
40556	D	0	2	4	-0.25	0.34	0.66	-0.17
40557	*	-1	4826	99	1.00	0.02	0.00	0.03
40557	A	1	42	72	0.83	0.18	1.08	0.29
40557	B	0	5	9	-0.05	0.77	1.88	-0.16
40557	C	0	8	14	0.07	0.43	1.12	-0.17
40557	D	0	3	5	-0.03	0.80	1.07	-0.12
40558	*	-1	4830	99	1.00	0.02	0.00	0.01
40558	A	1	51	94	0.95	0.17	0.81	0.31
40558	B	0	0	0	0.00	0.00	0.00	0.00
40558	C	0	2	4	-1.04	2.32	1.49	-0.29
40558	D	0	1	2	-0.23	0.00	0.65	-0.12

ItemID	Response	SCORE	n	n %	Avg. Prsn Msr	SE	OUT.MSQ	PTME
40559	*	-1	4832	99	1.00	0.02	0.00	-0.01
40559	A	1	47	90	1.22	0.20	0.99	0.25
40559	B	0	4	8	-0.20	0.60	0.86	-0.27
40559	C	0	1	2	1.04	0.00	1.73	-0.01
40559	D	0	0	0	0.00	0.00	0.00	0.00
40560	*	-1	4828	99	1.00	0.02	0.00	0.03
40560	A	1	54	96	0.67	0.16	1.01	0.15
40560	B	0	0	0	0.00	0.00	0.00	0.00
40560	C	0	1	2	-1.42	0.00	0.22	-0.24
40560	D	0	1	2	0.87	0.00	2.18	0.03
40561	*	-1	4827	99	1.00	0.02	0.00	0.05
40561	A	1	35	61	0.91	0.19	0.96	0.53
40561	B	0	19	33	-0.45	0.19	0.68	-0.51
40561	C	0	1	2	0.19	0.00	0.94	-0.02
40561	D	0	2	4	-0.19	0.57	0.74	-0.10
40562	*	-1	4831	99	1.00	0.02	0.00	0.01
40562	A	1	36	68	1.48	0.20	0.73	0.56
40562	B	0	10	19	0.37	0.26	0.97	-0.18
40562	C	0	1	2	-0.32	0.00	0.38	-0.11
40562	D	0	6	11	-1.41	0.57	0.25	-0.56
40563	*	-1	4814	99	1.00	0.02	0.00	0.00
40563	A	1	27	39	1.76	0.18	0.67	0.60
40563	B	0	26	37	0.56	0.15	0.84	-0.36
40563	C	0	9	13	0.72	0.28	1.00	-0.12
40563	D	0	8	11	0.34	0.12	0.53	-0.25
40564	*	-1	4826	99	1.00	0.02	0.00	0.03
40564	A	1	57	98	0.69	0.15	0.93	0.31
40564	B	0	0	0	0.00	0.00	0.00	0.00
40564	C	0	0	0	0.00	0.00	0.00	0.00
40564	D	0	1	2	-2.05	0.00	0.14	-0.31

ItemID	Response	SCORE	n	n %	Avg. Prsn Msr	SE	OUT.MSQ	PTME
40565	*	-1	4822	99	1.00	0.02	0.00	0.01
40565	A	1	54	87	0.98	0.16	0.96	0.26
40565	B	0	2	3	0.06	0.66	0.86	-0.12
40565	C	0	3	5	0.39	0.63	1.31	-0.09
40565	D	0	3	5	-0.27	0.97	1.20	-0.21
40566	*	-1	4834	99	1.00	0.02	0.00	0.01
40566	A	1	48	96	0.93	0.15	0.87	0.39
40566	B	0	1	2	-0.38	0.00	0.50	-0.16
40566	C	0	0	0	0.00	0.00	0.00	0.00
40566	D	0	1	2	-2.05	0.00	0.09	-0.38
40567	*	-1	4824	99	1.00	0.02	0.00	0.04
40567	A	1	54	90	0.66	0.15	0.94	0.31
40567	B	0	2	3	0.09	0.82	1.44	-0.07
40567	C	0	1	2	-2.47	0.00	0.08	-0.33
40567	D	0	3	5	-0.41	0.61	0.94	-0.18
40568	*	-1	4818	99	1.00	0.02	0.00	0.03
40568	A	1	62	94	0.77	0.17	0.96	0.24
40568	B	0	0	0	0.00	0.00	0.00	0.00
40568	C	0	3	5	-0.50	0.78	0.87	-0.19
40568	D	0	1	2	-0.79	0.00	0.42	-0.14
40569	*	-1	4828	99	1.00	0.02	0.00	0.04
40569	A	1	43	77	0.80	0.16	0.83	0.49
40569	B	0	0	0	0.00	0.00	0.00	0.00
40569	C	0	11	20	-0.62	0.32	0.76	-0.47
40569	D	0	2	4	-0.22	0.58	0.79	-0.12
40570	*	-1	4824	99	1.00	0.02	0.00	0.02
40570	A	1	54	90	0.88	0.14	0.99	0.28
40570	B	0	0	0	0.00	0.00	0.00	0.00
40570	C	0	2	3	-0.65	0.19	0.35	-0.25
40570	D	0	4	7	0.17	0.25	0.85	-0.16

ItemID	Response	SCORE	n	n %	Avg. Prsn Msr	SE	OUT.MSQ	PTME
40571	*	-1	4826	99	1.00	0.02	0.00	0.01
40571	A	1	50	86	1.01	0.16	1.13	0.18
40571	B	0	8	14	0.45	0.13	0.90	-0.18
40571	C	0	0	0	0.00	0.00	0.00	0.00
40571	D	0	0	0	0.00	0.00	0.00	0.00
40572	*	-1	4833	99	1.00	0.02	0.00	0.00
40572	A	1	49	96	1.10	0.20	1.01	0.20
40572	B	0	0	0	0.00	0.00	0.00	0.00
40572	C	0	1	2	-0.86	0.00	0.30	-0.19
40572	D	0	1	2	0.18	0.00	0.85	-0.09
40573	*	-1	4833	99	1.00	0.02	0.00	0.04
40573	A	1	46	90	0.79	0.19	0.79	0.47
40573	B	0	0	0	0.00	0.00	0.00	0.00
40573	C	0	2	4	-0.45	0.09	0.74	-0.14
40573	D	0	3	6	-2.30	1.45	0.45	-0.48
40574	*	-1	4829	99	1.00	0.02	0.00	0.03
40574	A	1	51	93	0.69	0.16	0.95	0.32
40574	B	0	1	2	-0.99	0.00	0.32	-0.19
40574	C	0	0	0	0.00	0.00	0.00	0.00
40574	D	0	3	5	-0.61	0.45	0.55	-0.25
40575	*	-1	4834	99	1.00	0.02	0.00	-0.01
40575	A	1	48	96	1.14	0.16	0.97	0.22
40575	B	0	0	0	0.00	0.00	0.00	0.00
40575	C	0	0	0	0.00	0.00	0.00	0.00
40575	D	0	2	4	-0.09	0.54	0.53	-0.22
40576	*	-1	4824	99	1.00	0.02	0.00	0.01
40576	A	1	29	48	1.61	0.28	0.96	0.47
40576	B	0	17	28	0.52	0.27	1.49	-0.18
40576	C	0	8	13	-0.11	0.32	0.58	-0.28
40576	D	0	6	10	0.05	0.36	0.63	-0.20

ItemID	Response	SCORE	n	n %	Avg. Prsn Msr	SE	OUT.MSQ	PTME
40577	*	-1	4822	99	1.00	0.02	0.00	0.01
40577	A	1	45	73	1.11	0.18	1.34	0.34
40577	B	0	3	5	-0.41	0.32	0.42	-0.23
40577	C	0	7	11	0.12	0.35	0.91	-0.21
40577	D	0	7	11	0.46	0.56	1.54	-0.11
40578	*	-1	4828	99	1.00	0.02	0.00	0.01
40578	A	1	36	64	1.26	0.19	1.08	0.41
40578	B	0	10	18	0.68	0.31	1.27	-0.09
40578	C	0	2	4	0.18	0.03	0.57	-0.12
40578	D	0	8	14	-0.20	0.26	0.48	-0.39
40579	*	-1	4822	99	1.00	0.02	0.00	0.03
40579	A	1	28	45	1.22	0.25	1.07	0.39
40579	B	0	13	21	0.03	0.33	1.09	-0.24
40579	C	0	5	8	0.14	0.43	0.88	-0.12
40579	D	0	16	26	0.33	0.30	1.74	-0.14
40580	*	-1	4833	99	1.00	0.02	0.00	0.01
40580	A	1	46	90	1.03	0.16	0.85	0.45
40580	B	0	0	0	0.00	0.00	0.00	0.00
40580	C	0	5	10	-0.68	0.26	0.38	-0.45
40580	D	0	0	0	0.00	0.00	0.00	0.00
40581	*	-1	4830	99	1.00	0.02	0.00	0.04
40581	A	1	47	87	0.74	0.13	0.86	0.48
40581	B	0	1	2	-1.22	0.00	0.24	-0.24
40581	C	0	1	2	0.29	0.00	1.10	-0.03
40581	D	0	5	9	-0.82	0.53	0.58	-0.43
40582	*	-1	4834	99	1.00	0.02	0.00	0.01
40582	A	1	44	88	1.12	0.22	0.88	0.46
40582	B	0	3	6	-1.15	1.11	0.52	-0.28
40582	C	0	0	0	0.00	0.00	0.00	0.00
40582	D	0	3	6	-1.62	1.95	1.13	-0.35

ItemID	Response	SCORE	n	n %	Avg. Prsn Msr	SE	OUT.MSQ	PTME
40583	*	-1	4821	99	1.00	0.02	0.00	0.00
40583	A	1	31	49	1.10	0.18	1.44	0.11
40583	B	0	27	43	1.06	0.19	1.66	0.06
40583	C	0	1	2	2.71	0.00	5.45	0.19
40583	D	0	4	6	-0.98	0.93	0.45	-0.44
40584	*	-1	4833	99	1.00	0.02	0.00	0.00
40584	A	1	27	53	1.21	0.25	1.32	0.16
40584	B	0	16	31	1.20	0.17	1.74	0.09
40584	C	0	1	2	-0.92	0.00	0.16	-0.25
40584	D	0	7	14	0.35	0.29	0.71	-0.25
40585	*	-1	4833	99	1.00	0.02	0.00	0.01
40585	A	1	49	96	0.94	0.17	0.86	0.36
40585	B	0	0	0	0.00	0.00	0.00	0.00
40585	C	0	0	0	0.00	0.00	0.00	0.00
40585	D	0	2	4	-1.41	1.06	0.34	-0.36
40586	*	-1	4832	99	1.00	0.02	0.00	0.01
40586	A	1	48	92	1.14	0.18	0.93	0.48
40586	B	0	1	2	-0.95	0.00	0.23	-0.18
40586	C	0	0	0	0.00	0.00	0.00	0.00
40586	D	0	3	6	-1.67	1.47	0.49	-0.44
40587	*	-1	4829	99	1.00	0.02	0.00	0.00
40587	A	1	43	78	1.41	0.21	0.84	0.48
40587	B	0	9	16	-0.27	0.27	0.57	-0.41
40587	C	0	2	4	-0.27	0.50	0.48	-0.18
40587	D	0	1	2	0.19	0.00	0.67	-0.08
40588	*	-1	4835	99	1.00	0.02	0.00	0.02
40588	A	1	33	67	1.22	0.21	1.05	0.46
40588	B	0	1	2	-0.23	0.00	0.45	-0.10
40588	C	0	10	20	0.44	0.23	1.08	-0.12
40588	D	0	5	10	-1.35	0.95	0.35	-0.50

ItemID	Response	SCORE	n	n %	Avg. Prsn Msr	SE	OUT.MSQ	PTME
40589	*	-1	4830	99	1.00	0.02	0.00	0.04
40589	A	1	45	83	0.83	0.16	0.90	0.51
40589	B	0	6	11	-1.46	0.34	0.26	-0.58
40589	C	0	1	2	0.20	0.00	1.09	-0.04
40589	D	0	2	4	0.45	0.11	1.41	-0.02
40590	*	-1	4833	99	1.00	0.02	0.00	0.02
40590	A	1	39	76	1.18	0.21	0.80	0.53
40590	B	0	3	6	-0.26	0.27	0.61	-0.19
40590	C	0	1	2	-1.42	0.00	0.18	-0.22
40590	D	0	8	16	-0.53	0.20	0.50	-0.41
40591	*	-1	4824	99	1.00	0.02	0.00	0.03
40591	A	1	50	83	0.89	0.15	0.93	0.40
40591	B	0	0	0	0.00	0.00	0.00	0.00
40591	C	0	5	8	-0.36	0.43	0.70	-0.28
40591	D	0	5	8	-0.27	0.49	0.89	-0.26
40592	*	-1	4835	99	1.00	0.02	0.00	0.00
40592	A	1	40	82	1.38	0.18	0.84	0.53
40592	B	0	0	0	0.00	0.00	0.00	0.00
40592	C	0	4	8	0.85	0.24	1.25	-0.03
40592	D	0	5	10	-1.92	0.83	0.18	-0.65
40593	*	-1	4830	99	1.00	0.02	0.00	0.02
40593	A	1	43	80	0.97	0.17	0.86	0.45
40593	B	0	10	19	-0.37	0.31	0.71	-0.43
40593	C	0	1	2	-0.22	0.00	0.56	-0.11
40593	D	0	0	0	0.00	0.00	0.00	0.00
40594	*	-1	4827	99	1.00	0.02	0.00	0.03
40594	A	1	51	89	0.67	0.17	0.99	0.21
40594	B	0	3	5	-0.03	0.71	1.36	-0.12
40594	C	0	0	0	0.00	0.00	0.00	0.00
40594	D	0	3	5	-0.26	0.72	1.12	-0.17

ItemID	Response	SCORE	n	n %	Avg. Prsn Msr	SE	OUT.MSQ	PTME
40595	*	-1	4833	99	1.00	0.02	0.00	0.01
40595	A	1	46	90	1.11	0.20	0.76	0.51
40595	B	0	1	2	-1.35	0.00	0.22	-0.21
40595	C	0	1	2	-1.32	0.00	0.23	-0.21
40595	D	0	3	6	-1.48	0.29	0.21	-0.39
40596	*	-1	4833	99	1.00	0.02	0.00	0.02
40596	A	1	36	71	1.25	0.25	0.93	0.47
40596	B	0	3	6	0.17	0.58	1.21	-0.11
40596	C	0	8	16	-0.10	0.22	0.76	-0.26
40596	D	0	4	8	-0.96	0.16	0.28	-0.34
40597	*	-1	4827	99	1.00	0.02	0.00	0.01
40597	A	1	38	67	1.19	0.22	1.15	0.34
40597	B	0	2	4	0.57	0.11	0.96	-0.04
40597	C	0	14	25	0.30	0.32	1.33	-0.24
40597	D	0	3	5	-0.29	0.57	0.57	-0.21
40598	*	-1	4836	99	1.00	0.02	0.00	-0.02
40598	A	1	37	77	1.36	0.17	1.16	0.21
40598	B	0	2	4	1.08	0.15	1.06	-0.04
40598	C	0	7	15	0.97	0.22	1.06	-0.12
40598	D	0	2	4	0.32	0.19	0.50	-0.20
40599	*	-1	4831	99	1.00	0.02	0.00	0.02
40599	A	1	36	68	1.36	0.18	0.72	0.63
40599	B	0	11	21	-0.17	0.21	0.60	-0.31
40599	C	0	1	2	-0.64	0.00	0.31	-0.13
40599	D	0	5	9	-1.59	0.85	0.41	-0.51
40600	*	-1	4831	99	1.00	0.02	0.00	0.03
40600	A	1	17	32	1.10	0.26	1.17	0.26
40600	B	0	14	26	0.25	0.17	0.66	-0.20
40600	C	0	13	25	0.92	0.25	1.60	0.13
40600	D	0	9	17	0.05	0.66	0.90	-0.23

ItemID	Response	SCORE	n	n %	Avg. Prsn Msr	SE	OUT.MSQ	PTME
40602	*	-1	4829	99	1.00	0.02	0.00	0.01
40602	A	1	50	91	0.88	0.16	1.06	0.12
40602	B	0	1	2	1.11	0.00	2.00	0.03
40602	C	0	2	4	0.97	0.88	2.46	0.02
40602	D	0	2	4	-0.52	0.38	0.42	-0.24
40603	*	-1	4825	99	1.00	0.02	0.00	0.01
40603	A	1	52	88	1.02	0.14	0.85	0.45
40603	B	0	5	8	-0.39	0.45	0.63	-0.34
40603	C	0	0	0	0.00	0.00	0.00	0.00
40603	D	0	2	3	-0.81	0.50	0.32	-0.28
40604	*	-1	4830	99	1.00	0.02	0.00	0.02
40604	A	1	49	91	0.88	0.17	0.85	0.44
40604	B	0	1	2	-0.97	0.00	0.31	-0.18
40604	C	0	3	6	-1.14	0.32	0.29	-0.35
40604	D	0	1	2	-0.96	0.00	0.32	-0.18
40605	*	-1	4835	99	1.00	0.02	0.00	0.02
40605	A	1	44	90	0.90	0.18	0.96	0.28
40605	B	0	4	8	-0.12	0.60	0.93	-0.22
40605	C	0	1	2	-0.77	0.00	0.35	-0.18
40605	D	0	0	0	0.00	0.00	0.00	0.00
40606	*	-1	4829	99	1.00	0.02	0.00	0.03
40606	A	1	37	67	0.85	0.18	1.14	0.27
40606	B	0	2	4	0.74	0.54	1.51	0.02
40606	C	0	7	13	0.24	0.47	1.36	-0.14
40606	D	0	9	16	0.09	0.27	0.90	-0.23
40607	*	-1	4820	99	1.00	0.02	0.00	0.03
40607	A	1	31	48	1.29	0.27	1.37	0.43
40607	B	0	11	17	-0.17	0.36	0.75	-0.26
40607	C	0	9	14	0.75	0.35	1.90	0.03
40607	D	0	13	20	-0.26	0.24	0.71	-0.32

ItemID	Response	SCORE	n	n %	Avg. Prsn Msr	SE	OUT.MSQ	PTME
40608	*	-1	4834	99	1.00	0.02	0.00	0.02
40608	A	1	45	90	0.89	0.17	1.05	0.30
40608	B	0	4	8	-0.37	0.16	0.51	-0.30
40608	C	0	1	2	0.39	0.00	1.04	-0.05
40608	D	0	0	0	0.00	0.00	0.00	0.00
40609	*	-1	4822	99	1.00	0.02	0.00	0.02
40609	A	1	57	92	0.83	0.16	1.00	0.25
40609	B	0	5	8	-0.29	0.38	0.73	-0.25
40609	C	0	0	0	0.00	0.00	0.00	0.00
40609	D	0	0	0	0.00	0.00	0.00	0.00
40610	*	-1	4833	99	1.00	0.02	0.00	0.01
40610	A	1	43	84	1.08	0.20	0.89	0.40
40610	B	0	2	4	-0.01	0.64	0.85	-0.13
40610	C	0	4	8	-0.44	0.59	0.64	-0.28
40610	D	0	2	4	-0.69	0.10	0.36	-0.23
40611	*	-1	4830	99	1.00	0.02	0.00	0.01
40611	A	1	52	96	0.87	0.18	1.07	0.15
40611	B	0	1	2	0.12	0.00	0.90	-0.08
40611	C	0	0	0	0.00	0.00	0.00	0.00
40611	D	0	1	2	-0.34	0.00	0.57	-0.13
40612	*	-1	4635	95	0.99	0.02	0.00	-0.03
40612	A	1	220	88	1.31	0.07	0.95	0.36
40612	B	0	18	7	0.32	0.16	0.77	-0.23
40612	C	0	9	4	0.06	0.15	0.52	-0.20
40612	D	0	2	1	-1.18	0.02	0.14	-0.20
40613	*	-1	4815	99	1.00	0.02	0.00	0.01
40613	A	1	60	87	1.09	0.16	1.07	0.43
40613	B	0	3	4	0.26	0.18	0.94	-0.10
40613	C	0	4	6	-1.18	0.29	0.24	-0.39
40613	D	0	2	3	-0.60	0.53	0.44	-0.20

ItemID	Response	SCORE	n	n %	Avg. Prsn Msr	SE	OUT.MSQ	PTME
40614	*	-1	4835	99	1.00	0.02	0.00	0.01
40614	A	1	46	94	0.95	0.15	0.96	0.15
40614	B	0	0	0	0.00	0.00	0.00	0.00
40614	C	0	3	6	0.26	0.94	1.64	-0.15
40614	D	0	0	0	0.00	0.00	0.00	0.00
40615	*	-1	4725	97	0.98	0.02	0.00	-0.06
40615	A	1	117	74	1.72	0.11	0.95	0.40
40615	B	0	29	18	0.85	0.16	1.26	-0.23
40615	C	0	10	6	0.35	0.26	0.63	-0.23
40615	D	0	3	2	-0.77	0.34	0.17	-0.25
40616	*	-1	4828	99	1.00	0.02	0.00	0.04
40616	A	1	52	93	0.76	0.14	0.87	0.55
40616	B	0	0	0	0.00	0.00	0.00	0.00
40616	C	0	1	2	-0.31	0.00	0.63	-0.09
40616	D	0	3	5	-2.75	1.79	0.67	-0.57
40617	*	-1	4832	99	1.00	0.02	0.00	0.01
40617	A	1	40	77	1.25	0.18	0.70	0.54
40617	B	0	2	4	-0.67	1.98	1.21	-0.22
40617	C	0	6	12	-0.25	0.43	0.79	-0.29
40617	D	0	4	8	-0.84	0.64	0.56	-0.35
40618	*	-1	4830	99	1.00	0.02	0.00	0.03
40618	A	1	28	52	1.38	0.30	0.94	0.50
40618	B	0	10	19	0.18	0.35	1.37	-0.15
40618	C	0	9	17	-0.31	0.38	0.70	-0.28
40618	D	0	7	13	-0.34	0.27	0.58	-0.25
40619	*	-1	4832	99	1.00	0.02	0.00	0.01
40619	A	1	30	58	1.21	0.23	1.25	0.34
40619	B	0	8	15	0.48	0.36	1.21	-0.14
40619	C	0	8	15	0.31	0.36	0.88	-0.20
40619	D	0	6	12	0.40	0.41	1.00	-0.14

ItemID	Response	SCORE	n	n %	Avg. Prsn Msr	SE	OUT.MSQ	PTME
40620	*	-1	4823	99	1.00	0.02	0.00	-0.01
40620	A	1	38	62	1.69	0.20	1.02	0.51
40620	B	0	17	28	0.14	0.27	0.72	-0.48
40620	C	0	0	0	0.00	0.00	0.00	0.00
40620	D	0	6	10	0.70	0.28	0.91	-0.11
40621	*	-1	4818	99	1.00	0.02	0.00	0.01
40621	A	1	28	42	1.69	0.20	0.77	0.55
40621	B	0	18	27	0.52	0.23	0.98	-0.19
40621	C	0	9	14	0.52	0.32	0.97	-0.13
40621	D	0	11	17	-0.15	0.31	0.52	-0.38
40622	*	-1	4825	99	1.00	0.02	0.00	0.01
40622	A	1	24	41	1.88	0.29	0.76	0.54
40622	B	0	18	31	0.38	0.27	1.13	-0.19
40622	C	0	7	12	0.02	0.43	0.68	-0.19
40622	D	0	10	17	-0.23	0.56	0.73	-0.30
40623	*	-1	4825	99	1.00	0.02	0.00	0.02
40623	A	1	24	41	1.11	0.29	1.48	0.21
40623	B	0	16	27	1.04	0.25	2.10	0.12
40623	C	0	8	14	0.25	0.36	0.96	-0.18
40623	D	0	11	19	0.22	0.28	0.77	-0.23
40624	*	-1	4828	99	1.00	0.02	0.00	0.03
40624	A	1	47	84	0.78	0.18	1.12	0.31
40624	B	0	5	9	-0.19	0.41	0.91	-0.21
40624	C	0	3	5	-0.46	0.27	0.53	-0.21
40624	D	0	1	2	0.22	0.00	0.98	-0.04
40625	*	-1	4827	99	1.00	0.02	0.00	0.02
40625	A	1	44	77	1.19	0.20	0.92	0.52
40625	B	0	10	18	-0.30	0.22	0.64	-0.37
40625	C	0	2	4	-1.12	0.37	0.24	-0.27
40625	D	0	1	2	-1.45	0.00	0.16	-0.22

ItemID	Response	SCORE	n	n %	Avg. Prsn Msr	SE	OUT.MSQ	PTME
40626	*	-1	4824	99	1.00	0.02	0.00	0.03
40626	A	1	46	77	1.05	0.19	0.99	0.44
40626	B	0	12	20	-0.36	0.26	0.69	-0.38
40626	C	0	1	2	1.09	0.00	2.17	0.04
40626	D	0	1	2	-2.60	0.00	0.05	-0.31
40627	*	-1	4829	99	1.00	0.02	0.00	0.04
40627	A	1	31	56	1.11	0.21	1.07	0.52
40627	B	0	7	13	0.07	0.47	1.30	-0.16
40627	C	0	10	18	-0.20	0.21	0.64	-0.30
40627	D	0	7	13	-0.28	0.28	0.62	-0.27
40628	*	-1	4829	99	1.00	0.02	0.00	0.02
40628	A	1	32	58	1.52	0.20	0.73	0.60
40628	B	0	2	4	0.34	0.14	0.70	-0.05
40628	C	0	13	24	0.28	0.21	0.79	-0.18
40628	D	0	8	15	-1.44	0.59	0.26	-0.60
40629	*	-1	4832	99	1.00	0.02	0.00	0.02
40629	A	1	36	69	1.13	0.22	1.16	0.38
40629	B	0	3	6	-0.15	0.65	0.74	-0.18
40629	C	0	4	8	0.25	0.26	0.87	-0.12
40629	D	0	9	17	0.08	0.27	0.87	-0.26
40630	*	-1	4830	99	1.00	0.02	0.00	0.04
40630	A	1	37	69	0.90	0.15	0.95	0.48
40630	B	0	5	9	-0.44	0.43	0.57	-0.30
40630	C	0	7	13	0.47	0.24	1.25	-0.03
40630	D	0	5	9	-0.85	0.43	0.37	-0.43
40631	*	-1	4832	99	1.00	0.02	0.00	0.02
40631	A	1	27	52	1.55	0.27	0.84	0.57
40631	B	0	11	21	0.08	0.24	0.82	-0.26
40631	C	0	6	12	-0.20	0.48	0.78	-0.26
40631	D	0	8	15	-0.09	0.21	0.59	-0.27

ItemID	Response	SCORE	n	n %	Avg. Prsn Msr	SE	OUT.MSQ	PTME
40632	*	-1	4828	99	1.00	0.02	0.00	0.02
40632	A	1	31	55	1.37	0.22	0.99	0.46
40632	B	0	5	9	0.22	0.40	0.81	-0.12
40632	C	0	9	16	0.49	0.33	1.17	-0.09
40632	D	0	11	20	-0.40	0.53	0.87	-0.41
40633	*	-1	4834	99	1.00	0.02	0.00	0.01
40633	A	1	25	50	1.55	0.27	0.78	0.52
40633	B	0	5	10	0.46	0.22	0.86	-0.09
40633	C	0	11	22	0.42	0.21	0.94	-0.16
40633	D	0	9	18	-0.43	0.48	0.64	-0.43
40634	*	-1	4832	99	1.00	0.02	0.00	-0.02
40634	A	1	34	65	1.69	0.25	0.90	0.50
40634	B	0	2	4	0.16	0.29	0.53	-0.15
40634	C	0	6	12	-0.23	0.18	0.37	-0.36
40634	D	0	10	19	0.52	0.23	0.98	-0.23
40635	*	-1	4831	99	1.00	0.02	0.00	0.03
40635	A	1	33	62	1.21	0.25	0.97	0.54
40635	B	0	4	8	-1.01	0.17	0.27	-0.32
40635	C	0	6	11	-0.57	0.24	0.46	-0.29
40635	D	0	10	19	-0.05	0.28	0.98	-0.22
40636	*	-1	4819	99	1.00	0.02	0.00	0.02
40636	A	1	28	43	1.48	0.18	0.81	0.51
40636	B	0	10	15	0.34	0.33	1.27	-0.13
40636	C	0	14	22	0.08	0.23	0.62	-0.26
40636	D	0	13	20	0.08	0.48	0.97	-0.25
40637	*	-1	4831	99	1.00	0.02	0.00	-0.01
40637	A	1	34	64	1.51	0.21	0.82	0.47
40637	B	0	12	23	0.14	0.28	0.65	-0.39
40637	C	0	1	2	-0.79	0.00	0.19	-0.20
40637	D	0	6	11	0.66	0.44	1.20	-0.11

ItemID	Response	SCORE	n	n %	Avg. Prsn Msr	SE	OUT.MSQ	PTME
40638	*	-1	4822	99	1.00	0.02	0.00	0.04
40638	A	1	30	48	1.24	0.29	1.30	0.41
40638	B	0	10	16	0.27	0.32	1.14	-0.09
40638	C	0	7	11	-0.13	0.43	0.87	-0.17
40638	D	0	15	24	-0.17	0.38	0.88	-0.28
40639	*	-1	4832	99	1.00	0.02	0.00	0.03
40639	A	1	46	88	0.88	0.16	0.91	0.54
40639	B	0	1	2	1.54	0.00	3.97	0.09
40639	C	0	3	6	-1.02	1.32	1.17	-0.25
40639	D	0	2	4	-4.74	0.23	0.00	-0.67
40640	*	-1	4831	99	1.00	0.02	0.00	0.01
40640	A	1	49	92	0.96	0.19	0.93	0.35
40640	B	0	0	0	0.00	0.00	0.00	0.00
40640	C	0	3	6	-0.49	0.80	1.01	-0.24
40640	D	0	1	2	-1.96	0.00	0.12	-0.28
40641	*	-1	4833	99	1.00	0.02	0.00	0.03
40641	A	1	47	92	0.73	0.21	0.93	0.36
40641	B	0	1	2	-1.43	0.00	0.28	-0.19
40641	C	0	2	4	-1.23	0.27	0.35	-0.24
40641	D	0	1	2	-1.23	0.00	0.34	-0.17
40642	*	-1	4825	99	1.00	0.02	0.00	0.02
40642	A	1	54	92	0.86	0.19	1.08	0.30
40642	B	0	2	3	-0.46	0.19	0.62	-0.16
40642	C	0	1	2	0.66	0.00	1.87	-0.01
40642	D	0	2	3	-1.60	0.81	0.26	-0.30
40643	*	-1	4601	94	0.98	0.02	0.00	-0.07
40643	A	1	271	96	1.44	0.06	0.88	0.36
40643	B	0	8	3	-0.24	0.25	0.40	-0.26
40643	C	0	3	1	-0.75	1.16	0.52	-0.20
40643	D	0	1	0	-1.15	0.00	0.13	-0.14

ItemID	Response	SCORE	n	n %	Avg. Prsn Msr	SE	OUT.MSQ	PTME
40644	*	-1	4827	99	1.00	0.02	0.00	0.02
40644	A	1	49	86	0.98	0.20	0.90	0.37
40644	B	0	4	7	-0.97	0.32	0.36	-0.34
40644	C	0	3	5	-0.01	0.82	1.54	-0.13
40644	D	0	1	2	-0.33	0.00	0.58	-0.10
40645	*	-1	4830	99	1.00	0.02	0.00	0.01
40645	A	1	43	80	0.97	0.17	1.11	0.23
40645	B	0	9	17	0.09	0.46	1.55	-0.28
40645	C	0	1	2	0.45	0.00	0.97	-0.05
40645	D	0	1	2	2.12	0.00	5.15	0.15
40646	*	-1	4830	99	1.00	0.02	0.00	0.03
40646	A	1	41	76	0.83	0.19	1.88	0.31
40646	B	0	1	2	-0.10	0.00	0.65	-0.08
40646	C	0	4	7	0.21	0.87	2.32	-0.09
40646	D	0	8	15	-0.21	0.21	0.68	-0.28
40647	*	-1	4837	99	1.00	0.02	0.00	0.00
40647	A	1	19	40	1.96	0.30	1.02	0.60
40647	B	0	4	9	-0.20	0.21	0.29	-0.29
40647	C	0	21	45	0.50	0.20	0.82	-0.37
40647	D	0	3	6	0.49	0.34	0.61	-0.11
40648	*	-1	4821	99	1.00	0.02	0.00	0.02
40648	A	1	54	86	0.92	0.16	0.89	0.34
40648	B	0	8	13	-0.48	0.24	0.52	-0.39
40648	C	0	1	2	1.57	0.00	3.38	0.09
40648	D	0	0	0	0.00	0.00	0.00	0.00
40649	*	-1	4830	99	1.00	0.02	0.00	0.03
40649	A	1	43	80	0.97	0.19	1.01	0.49
40649	B	0	6	11	-0.42	0.22	0.58	-0.29
40649	C	0	3	6	-0.72	0.48	0.48	-0.26
40649	D	0	2	4	-1.02	0.66	0.34	-0.25

ItemID	Response	SCORE	n	n %	Avg. Prsn Msr	SE	OUT.MSQ	PTME
40650	*	-1	4823	99	1.00	0.02	0.00	0.01
40650	A	1	54	89	1.07	0.17	0.98	0.29
40650	B	0	5	8	0.23	0.20	0.88	-0.17
40650	C	0	1	2	-2.17	0.00	0.07	-0.32
40650	D	0	1	2	0.40	0.00	0.96	-0.05
40651	*	-1	4824	99	1.00	0.02	0.00	0.02
40651	A	1	3	5	2.52	1.43	1.35	0.31
40651	B	0	4	7	-0.44	0.44	0.18	-0.25
40651	C	0	44	73	0.92	0.17	0.98	0.18
40651	D	0	9	15	0.07	0.40	0.38	-0.23
40652	*	-1	4824	99	1.00	0.02	0.00	0.00
40652	A	1	16	27	2.03	0.40	1.44	0.48
40652	B	0	9	15	1.33	0.42	1.78	0.11
40652	C	0	22	37	0.39	0.16	0.59	-0.35
40652	D	0	13	22	0.48	0.24	0.65	-0.20
40653	*	-1	4826	99	1.01	0.02	0.00	0.05
40653	A	1	51	88	0.67	0.12	0.87	0.57
40653	B	0	0	0	0.00	0.00	0.00	0.00
40653	C	0	4	7	-0.86	0.33	0.40	-0.28
40653	D	0	3	5	-2.42	1.71	0.43	-0.53
40654	*	-1	4817	99	1.00	0.02	0.00	0.03
40654	A	1	63	94	0.81	0.16	0.81	0.44
40654	B	0	2	3	-2.53	0.01	0.08	-0.41
40654	C	0	2	3	-0.91	0.23	0.43	-0.20
40654	D	0	0	0	0.00	0.00	0.00	0.00
40655	*	-1	4828	99	1.00	0.02	0.00	0.01
40655	A	1	50	89	1.06	0.18	0.78	0.45
40655	B	0	3	5	-0.80	0.42	0.43	-0.27
40655	C	0	1	2	-0.95	0.00	0.31	-0.17
40655	D	0	2	4	-1.37	2.02	0.77	-0.30

ItemID	Response	SCORE	n	n %	Avg. Prsn Msr	SE	OUT.MSQ	PTME
40656	*	-1	4830	99	1.00	0.02	0.00	0.04
40656	A	1	49	91	0.73	0.16	0.86	0.43
40656	B	0	1	2	-0.58	0.00	0.57	-0.13
40656	C	0	3	6	-1.64	0.85	0.38	-0.44
40656	D	0	1	2	0.01	0.00	1.03	-0.06
40657	*	-1	4822	99	1.00	0.02	0.00	0.03
40657	A	1	39	63	1.03	0.19	1.07	0.37
40657	B	0	8	13	-0.50	0.54	0.84	-0.36
40657	C	0	5	8	0.92	0.23	1.62	0.06
40657	D	0	10	16	0.12	0.27	0.89	-0.20
40658	*	-1	4829	99	1.00	0.02	0.00	0.04
40658	A	1	40	73	0.77	0.13	0.93	0.41
40658	B	0	2	4	0.97	0.42	1.92	0.10
40658	C	0	5	9	-0.28	0.33	0.60	-0.31
40658	D	0	8	15	-0.09	0.23	0.73	-0.32
40659	*	-1	4827	99	1.00	0.02	0.00	0.04
40659	A	1	33	58	0.94	0.21	1.19	0.38
40659	B	0	9	16	0.41	0.34	1.50	-0.04
40659	C	0	4	7	0.62	0.85	2.50	0.02
40659	D	0	11	19	-0.63	0.25	0.48	-0.45
40660	*	-1	4829	99	1.00	0.02	0.00	0.01
40660	A	1	43	78	1.18	0.20	0.98	0.39
40660	B	0	0	0	0.00	0.00	0.00	0.00
40660	C	0	6	11	0.16	0.30	0.87	-0.20
40660	D	0	6	11	-0.31	0.45	0.82	-0.32
40661	*	-1	4826	99	1.00	0.02	0.00	0.04
40661	A	1	30	52	1.15	0.19	0.79	0.54
40661	B	0	11	19	-0.25	0.31	0.74	-0.33
40661	C	0	12	21	0.19	0.16	0.85	-0.16
40661	D	0	5	9	-0.47	0.62	0.59	-0.27

ItemID	Response	SCORE	n	n %	Avg. Prsn Msr	SE	OUT.MSQ	PTME
40662	*	-1	4827	99	1.00	0.02	0.00	0.03
40662	A	1	14	25	1.32	0.24	0.80	0.43
40662	B	0	21	37	0.50	0.20	0.98	-0.08
40662	C	0	11	19	0.54	0.25	1.05	-0.03
40662	D	0	11	19	-0.07	0.24	0.57	-0.34
40663	*	-1	4634	95	0.98	0.02	0.00	-0.06
40663	A	1	175	70	1.72	0.08	0.91	0.49
40663	B	0	20	8	0.83	0.10	0.80	-0.12
40663	C	0	46	18	0.63	0.11	0.75	-0.27
40663	D	0	9	4	-1.69	0.56	0.12	-0.48
40664	*	-1	4807	98	1.00	0.02	0.00	0.00
40664	A	1	36	47	1.72	0.23	0.92	0.49
40664	B	0	4	5	-0.28	0.33	0.36	-0.23
40664	C	0	16	21	0.69	0.25	1.37	-0.13
40664	D	0	21	27	0.38	0.18	0.83	-0.31
40665	*	-1	4818	99	1.00	0.02	0.00	0.02
40665	A	1	17	26	1.82	0.43	1.50	0.41
40665	B	0	26	39	0.61	0.26	1.33	-0.09
40665	C	0	5	8	0.00	0.67	0.73	-0.15
40665	D	0	18	27	0.21	0.24	0.66	-0.22
40666	*	-1	4827	99	1.00	0.02	0.00	0.03
40666	A	1	46	81	0.94	0.13	0.88	0.49
40666	B	0	1	2	-0.55	0.00	0.38	-0.17
40666	C	0	3	5	0.02	0.30	0.73	-0.16
40666	D	0	7	12	-0.41	0.32	0.61	-0.42
40667	*	-1	4828	99	1.00	0.02	0.00	0.03
40667	A	1	25	45	1.36	0.26	1.20	0.50
40667	B	0	2	4	0.44	0.30	0.81	-0.03
40667	C	0	16	29	0.36	0.24	1.15	-0.16
40667	D	0	13	23	-0.25	0.20	0.50	-0.40

ItemID	Response	SCORE	n	n %	Avg. Prsn Msr	SE	OUT.MSQ	PTME
40668	*	-1	4829	99	1.00	0.02	0.00	0.03
40668	A	1	15	27	1.40	0.39	1.63	0.37
40668	B	0	13	24	0.24	0.30	0.77	-0.19
40668	C	0	9	16	0.72	0.35	1.32	0.02
40668	D	0	18	33	0.33	0.23	0.78	-0.19
40669	*	-1	4816	99	1.00	0.02	0.00	0.03
40669	A	1	40	59	1.18	0.18	0.78	0.51
40669	B	0	7	10	0.18	0.39	0.99	-0.13
40669	C	0	12	18	-0.46	0.30	0.59	-0.43
40669	D	0	9	13	0.20	0.27	1.02	-0.15
40670	*	-1	4832	99	1.00	0.02	0.00	0.03
40670	A	1	35	67	1.08	0.21	0.97	0.47
40670	B	0	5	10	-0.24	0.41	0.72	-0.23
40670	C	0	4	8	-0.41	0.60	0.72	-0.24
40670	D	0	8	15	-0.12	0.32	0.84	-0.26
40671	*	-1	4828	99	1.00	0.02	0.00	0.00
40671	A	1	35	63	1.40	0.25	1.16	0.40
40671	B	0	9	16	0.23	0.18	0.69	-0.26
40671	C	0	5	9	0.21	0.11	0.61	-0.19
40671	D	0	7	13	0.51	0.17	0.87	-0.14
40672	*	-1	4821	99	1.00	0.02	0.00	0.01
40672	A	1	30	48	1.35	0.24	0.97	0.43
40672	B	0	27	43	0.36	0.13	0.85	-0.36
40672	C	0	5	8	0.11	0.29	0.62	-0.19
40672	D	0	1	2	1.88	0.00	3.12	0.12
40673	*	-1	4819	99	1.00	0.02	0.00	0.03
40673	A	1	20	31	1.46	0.33	1.01	0.41
40673	B	0	41	63	0.30	0.18	1.11	-0.34
40673	C	0	1	2	0.11	0.00	0.51	-0.05
40673	D	0	3	5	0.03	0.39	0.55	-0.10

ItemID	Response	SCORE	n	n %	Avg. Prsn Msr	SE	OUT.MSQ	PTME
40674	*	-1	4827	99	1.00	0.02	0.00	0.03
40674	A	1	20	35	1.43	0.32	1.70	0.40
40674	B	0	23	40	0.31	0.22	0.87	-0.18
40674	C	0	10	18	0.65	0.28	1.27	0.01
40674	D	0	4	7	-1.52	1.14	0.43	-0.41
40675	*	-1	4820	99	1.00	0.02	0.00	0.00
40675	A	1	47	73	1.27	0.19	1.02	0.36
40675	B	0	3	5	-0.39	0.50	0.46	-0.24
40675	C	0	5	8	0.08	0.28	0.65	-0.21
40675	D	0	9	14	0.49	0.37	1.35	-0.16
40676	*	-1	4832	99	1.00	0.02	0.00	-0.02
40676	A	1	40	77	1.52	0.19	0.84	0.50
40676	B	0	1	2	-0.67	0.00	0.23	-0.21
40676	C	0	5	10	0.19	0.30	0.63	-0.26
40676	D	0	6	12	0.07	0.30	0.57	-0.32
40677	*	-1	4829	99	1.00	0.02	0.00	0.02
40677	A	1	36	65	1.54	0.21	0.71	0.57
40677	B	0	3	5	-0.21	0.39	0.50	-0.13
40677	C	0	7	13	0.11	0.52	1.34	-0.14
40677	D	0	9	16	-1.32	0.80	0.77	-0.52
40678	*	-1	4819	99	1.00	0.02	0.00	-0.01
40678	A	1	32	49	1.74	0.28	1.33	0.46
40678	B	0	14	22	0.39	0.17	0.68	-0.26
40678	C	0	8	12	0.55	0.36	1.01	-0.15
40678	D	0	11	17	0.48	0.23	0.80	-0.20
40679	*	-1	4827	99	1.00	0.02	0.00	0.03
40679	A	1	27	47	1.66	0.28	0.82	0.57
40679	B	0	3	5	0.59	0.33	1.02	0.00
40679	C	0	14	25	0.08	0.23	0.75	-0.17
40679	D	0	13	23	-0.99	0.53	0.53	-0.50

ItemID	Response	SCORE	n	n %	Avg. Prsn Msr	SE	OUT.MSQ	PTME
40680	*	-1	4829	99	1.00	0.02	0.00	0.00
40680	A	1	22	40	1.97	0.34	1.63	0.54
40680	B	0	8	15	0.36	0.32	0.71	-0.20
40680	C	0	16	29	0.36	0.21	0.70	-0.30
40680	D	0	9	16	0.52	0.33	0.88	-0.16
40681	*	-1	4826	99	1.01	0.02	0.00	0.06
40681	A	1	21	36	1.27	0.26	0.82	0.54
40681	B	0	5	9	0.33	0.37	1.05	0.00
40681	C	0	25	43	-0.20	0.20	0.80	-0.35
40681	D	0	7	12	-0.59	0.49	0.57	-0.26
40682	*	-1	4830	99	1.00	0.02	0.00	0.04
40682	A	1	19	35	1.19	0.23	0.93	0.39
40682	B	0	12	22	0.57	0.26	1.17	0.01
40682	C	0	11	20	-0.43	0.45	0.76	-0.40
40682	D	0	12	22	0.35	0.33	1.31	-0.08
40683	*	-1	4829	99	1.00	0.02	0.00	0.01
40683	A	1	17	31	2.06	0.41	1.71	0.46
40683	B	0	6	11	-0.67	0.21	0.17	-0.34
40683	C	0	16	29	0.83	0.24	1.01	-0.04
40683	D	0	16	29	0.44	0.43	0.85	-0.19
40684	*	-1	4833	99	1.00	0.02	0.00	0.00
40684	A	1	42	82	1.24	0.15	0.90	0.50
40684	B	0	1	2	-0.58	0.00	0.30	-0.20
40684	C	0	3	6	-0.64	0.25	0.30	-0.37
40684	D	0	5	10	0.14	0.48	0.92	-0.25
40685	*	-1	4821	99	1.00	0.02	0.00	0.00
40685	A	1	46	73	1.20	0.18	1.15	0.27
40685	B	0	7	11	0.66	0.44	1.47	-0.11
40685	C	0	5	8	0.25	0.20	0.66	-0.19
40685	D	0	5	8	0.48	0.58	1.36	-0.13

ItemID	Response	SCORE	n	n %	Avg. Prsn Msr	SE	OUT.MSQ	PTME
40686	*	-1	4829	99	1.00	0.02	0.00	-0.01
40686	A	1	39	71	1.62	0.19	0.74	0.50
40686	B	0	3	5	-0.64	0.59	0.34	-0.30
40686	C	0	6	11	0.99	0.51	2.13	-0.04
40686	D	0	7	13	-0.46	0.51	0.76	-0.43
40687	*	-1	4831	99	1.00	0.02	0.00	0.01
40687	A	1	25	47	1.64	0.22	0.77	0.52
40687	B	0	15	28	0.67	0.28	1.31	-0.07
40687	C	0	7	13	-0.03	0.17	0.44	-0.23
40687	D	0	6	11	-1.16	0.89	0.34	-0.48
40688	*	-1	4828	99	1.00	0.02	0.00	0.03
40688	A	1	24	43	1.21	0.25	1.49	0.41
40688	B	0	5	9	0.30	0.53	1.03	-0.10
40688	C	0	16	29	0.53	0.18	1.02	-0.08
40688	D	0	11	20	-0.09	0.29	0.62	-0.34
40689	*	-1	4829	99	1.00	0.02	0.00	0.03
40689	A	1	24	44	1.03	0.20	1.00	0.40
40689	B	0	24	44	0.41	0.17	1.11	-0.17
40689	C	0	2	4	0.20	0.08	0.66	-0.08
40689	D	0	5	9	-0.47	0.06	0.34	-0.35
40690	*	-1	4802	98	1.00	0.02	0.00	0.01
40690	A	1	22	27	1.50	0.29	1.19	0.33
40690	B	0	7	9	0.69	0.26	0.84	-0.07
40690	C	0	40	49	0.80	0.13	1.04	-0.14
40690	D	0	13	16	0.56	0.23	0.82	-0.16
40691	*	-1	4829	99	1.00	0.02	0.00	0.02
40691	A	1	40	73	1.08	0.20	0.92	0.38
40691	B	0	6	11	0.37	0.49	1.76	-0.11
40691	C	0	3	5	-0.32	0.45	0.55	-0.21
40691	D	0	6	11	-0.23	0.42	0.80	-0.28

ItemID	Response	SCORE	n	n %	Avg. Prsn Msr	SE	OUT.MSQ	PTME
40692	*	-1	4828	99	1.00	0.02	0.00	0.05
40692	A	1	37	66	0.82	0.18	1.02	0.46
40692	B	0	6	11	-0.45	0.29	0.59	-0.28
40692	C	0	7	13	-0.22	0.32	0.89	-0.23
40692	D	0	6	11	-0.15	0.40	0.95	-0.19
40693	*	-1	4807	98	1.00	0.02	0.00	0.02
40693	A	1	64	83	0.94	0.16	1.06	0.32
40693	B	0	3	4	0.11	0.59	1.18	-0.10
40693	C	0	5	6	-0.11	0.34	0.84	-0.18
40693	D	0	5	6	-0.34	0.32	0.64	-0.22
40694	*	-1	4814	99	1.00	0.02	0.00	0.03
40694	A	1	45	64	1.29	0.14	0.73	0.62
40694	B	0	11	16	-0.49	0.29	0.47	-0.37
40694	C	0	9	13	-0.07	0.36	0.71	-0.21
40694	D	0	5	7	-1.02	1.01	0.59	-0.35
40695	*	-1	4825	99	1.00	0.02	0.00	0.03
40695	A	1	42	71	1.03	0.15	0.97	0.46
40695	B	0	9	15	0.24	0.41	1.25	-0.11
40695	C	0	4	7	0.28	0.30	0.83	-0.06
40695	D	0	4	7	-2.58	1.28	0.40	-0.60
40696	*	-1	4827	99	1.00	0.02	0.00	0.03
40696	A	1	32	56	1.01	0.18	0.89	0.43
40696	B	0	10	18	0.09	0.15	0.71	-0.21
40696	C	0	9	16	-0.17	0.49	0.97	-0.29
40696	D	0	6	11	0.30	0.47	1.48	-0.09
40697	*	-1	4827	99	1.00	0.02	0.00	0.02
40697	A	1	49	86	0.93	0.17	0.98	0.37
40697	B	0	2	4	0.18	0.03	0.87	-0.09
40697	C	0	5	9	-0.63	0.40	0.55	-0.35
40697	D	0	1	2	0.02	0.00	0.74	-0.08

ItemID	Response	SCORE	n	n %	Avg. Prsn Msr	SE	OUT.MSQ	PTME
40698	*	-1	4828	99	1.00	0.02	0.00	0.02
40698	A	1	29	52	1.30	0.23	1.10	0.42
40698	B	0	7	13	-0.10	0.48	0.67	-0.27
40698	C	0	14	25	0.67	0.24	1.33	-0.06
40698	D	0	6	11	-0.32	0.40	0.53	-0.31
40699	*	-1	4828	99	1.00	0.02	0.00	0.02
40699	A	1	41	73	1.30	0.27	3.03	0.46
40699	B	0	9	16	-0.14	0.27	0.79	-0.23
40699	C	0	4	7	-0.42	0.34	0.52	-0.19
40699	D	0	2	4	-2.68	1.93	0.32	-0.38
40700	*	-1	4825	99	1.00	0.02	0.00	0.02
40700	A	1	24	41	1.59	0.21	0.77	0.52
40700	B	0	24	41	0.24	0.25	0.88	-0.36
40700	C	0	5	8	0.43	0.61	1.05	-0.09
40700	D	0	6	10	0.13	0.43	0.62	-0.18
40701	*	-1	4830	99	1.00	0.02	0.00	0.02
40701	A	-1	53	98	0.93	0.18	0.00	0.57
40701	B	-1	0	0	0.00	0.00	0.00	0.00
40701	C	-1	0	0	0.00	0.00	0.00	0.00
40701	D	-1	1	2	-5.49	0.00	0.00	-0.57
40702	*	-1	4828	99	1.00	0.02	0.00	0.04
40702	A	1	55	98	0.51	0.15	1.12	0.12
40702	B	0	1	2	-0.54	0.00	0.75	-0.12
40702	C	0	0	0	0.00	0.00	0.00	0.00
40702	D	0	0	0	0.00	0.00	0.00	0.00
40703	*	-1	4829	99	1.00	0.02	0.00	0.01
40703	A	1	53	96	0.91	0.15	0.95	0.25
40703	B	0	1	2	0.29	0.00	0.92	-0.07
40703	C	0	1	2	-1.41	0.00	0.17	-0.29
40703	D	0	0	0	0.00	0.00	0.00	0.00

ItemID	Response	SCORE	n	n %	Avg. Prsn Msr	SE	OUT.MSQ	PTME
40704	*	-1	4828	99	1.00	0.02	0.00	-0.01
40704	A	-1	56	100	1.06	0.14	0.00	0.00
40704	B	-1	0	0	0.00	0.00	0.00	0.00
40704	C	-1	0	0	0.00	0.00	0.00	0.00
40704	D	-1	0	0	0.00	0.00	0.00	0.00
40705	*	-1	4829	99	1.00	0.02	0.00	0.03
40705	A	-1	54	98	0.75	0.17	0.00	0.55
40705	B	-1	0	0	0.00	0.00	0.00	0.00
40705	C	-1	0	0	0.00	0.00	0.00	0.00
40705	D	-1	1	2	-5.49	0.00	0.00	-0.55
40706	*	-1	4833	99	1.00	0.02	0.00	0.03
40706	A	1	48	94	0.77	0.17	1.02	0.28
40706	B	0	0	0	0.00	0.00	0.00	0.00
40706	C	0	3	6	-0.65	0.31	0.51	-0.28
40706	D	0	0	0	0.00	0.00	0.00	0.00
40707	*	-1	4833	99	1.00	0.02	0.00	0.02
40707	A	1	50	98	0.82	0.19	1.06	0.06
40707	B	0	1	2	0.23	0.00	1.14	-0.06
40707	C	0	0	0	0.00	0.00	0.00	0.00
40707	D	0	0	0	0.00	0.00	0.00	0.00
40708	*	-1	4829	99	1.00	0.02	0.00	0.01
40708	A	1	54	98	0.89	0.18	1.03	0.13
40708	B	0	0	0	0.00	0.00	0.00	0.00
40708	C	0	0	0	0.00	0.00	0.00	0.00
40708	D	0	1	2	-0.39	0.00	0.59	-0.13
40709	*	-1	4834	99	1.00	0.02	0.00	-0.01
40709	A	1	49	98	1.07	0.19	1.04	0.00
40709	B	0	1	2	1.09	0.00	1.91	0.00
40709	C	0	0	0	0.00	0.00	0.00	0.00
40709	D	0	0	0	0.00	0.00	0.00	0.00

ItemID	Response	SCORE	n	n %	Avg. Prsn Msr	SE	OUT.MSQ	PTME
40710	*	-1	4826	99	1.00	0.02	0.00	0.00
40710	A	1	44	76	1.13	0.16	1.00	0.26
40710	B	0	7	12	0.01	0.40	0.78	-0.34
40710	C	0	2	3	0.93	0.12	1.26	-0.01
40710	D	0	5	9	0.95	0.28	1.52	-0.01
40711	*	-1	4829	99	1.00	0.02	0.00	0.04
40711	A	1	49	89	0.69	0.16	0.96	0.36
40711	B	0	3	5	-0.48	0.50	0.69	-0.22
40711	C	0	1	2	-0.05	0.00	0.83	-0.07
40711	D	0	2	4	-1.04	0.24	0.32	-0.28
40712	*	-1	4823	99	1.00	0.02	0.00	0.04
40712	A	1	58	95	0.65	0.14	1.01	0.26
40712	B	0	1	2	-0.68	0.00	0.44	-0.15
40712	C	0	1	2	-0.57	0.00	0.50	-0.14
40712	D	0	1	2	-0.66	0.00	0.45	-0.15
40713	*	-1	4834	99	1.00	0.02	0.00	0.03
40713	A	1	41	82	0.83	0.19	0.95	0.32
40713	B	0	0	0	0.00	0.00	0.00	0.00
40713	C	0	5	10	-0.45	0.74	1.24	-0.28
40713	D	0	4	8	0.05	0.44	1.03	-0.14
40714	*	-1	4834	99	1.00	0.02	0.00	0.04
40714	A	1	36	72	0.91	0.19	0.91	0.49
40714	B	0	2	4	-0.70	1.26	0.76	-0.19
40714	C	0	4	8	-1.21	0.93	0.72	-0.38
40714	D	0	8	16	-0.18	0.28	0.87	-0.22
40715	*	-1	4829	99	1.01	0.02	0.00	0.05
40715	A	1	38	69	0.91	0.17	0.90	0.51
40715	B	0	1	2	-1.94	0.00	0.11	-0.20
40715	C	0	10	18	-0.01	0.35	1.39	-0.11
40715	D	0	6	11	-2.06	1.05	0.50	-0.53

ItemID	Response	SCORE	n	n %	Avg. Prsn Msr	SE	OUT.MSQ	PTME
40716	*	-1	4827	99	1.00	0.02	0.00	0.02
40716	A	1	45	79	0.90	0.16	1.03	0.33
40716	B	0	2	4	0.26	1.36	1.85	-0.08
40716	C	0	3	5	-0.30	0.46	0.63	-0.22
40716	D	0	7	12	0.05	0.33	0.98	-0.22
40717	*	-1	4829	99	1.00	0.02	0.00	0.03
40717	A	1	46	84	0.99	0.16	0.87	0.47
40717	B	0	0	0	0.00	0.00	0.00	0.00
40717	C	0	2	4	1.40	1.03	4.35	0.10
40717	D	0	7	13	-1.48	0.75	0.45	-0.57
40718	*	-1	4838	99	1.00	0.02	0.00	-0.02
40718	A	1	38	83	1.46	0.18	0.99	0.43
40718	B	0	1	2	0.01	0.00	0.43	-0.16
40718	C	0	4	9	-0.39	0.11	0.29	-0.44
40718	D	0	3	7	0.95	0.28	1.18	-0.06
40719	*	-1	4829	99	1.00	0.02	0.00	0.03
40719	A	1	42	76	1.02	0.18	0.94	0.45
40719	B	0	1	2	-0.80	0.00	0.30	-0.13
40719	C	0	3	5	0.21	1.14	2.37	-0.07
40719	D	0	9	16	-0.78	0.67	0.76	-0.43
40720	*	-1	4829	99	1.00	0.02	0.00	0.02
40720	A	1	43	78	0.87	0.20	1.18	0.14
40720	B	0	4	7	1.47	0.38	3.85	0.15
40720	C	0	5	9	0.01	0.45	1.14	-0.19
40720	D	0	3	5	-0.25	1.26	2.23	-0.19
40721	*	-1	4826	99	1.00	0.02	0.00	-0.01
40721	A	1	11	19	1.27	0.24	1.70	0.06
40721	B	0	3	5	-0.63	0.33	0.13	-0.34
40721	C	0	39	67	1.32	0.19	1.75	0.24
40721	D	0	5	9	0.24	0.49	0.48	-0.23

ItemID	Response	SCORE	n	n %	Avg. Prsn Msr	SE	OUT.MSQ	PTME
40722	*	-1	4823	99	1.00	0.02	0.00	0.00
40722	A	1	42	69	1.21	0.24	1.48	0.18
40722	B	0	7	11	0.86	0.28	1.48	-0.05
40722	C	0	5	8	0.65	0.70	2.11	-0.08
40722	D	0	7	11	0.48	0.38	1.20	-0.15
40723	*	-1	4828	99	1.00	0.02	0.00	0.04
40723	A	1	55	98	0.57	0.12	0.81	0.46
40723	B	0	1	2	-2.75	0.00	0.07	-0.46
40723	C	0	0	0	0.00	0.00	0.00	0.00
40723	D	0	0	0	0.00	0.00	0.00	0.00
40724	*	-1	4835	99	1.00	0.02	0.00	0.02
40724	A	1	47	96	0.92	0.19	1.03	0.42
40724	B	0	0	0	0.00	0.00	0.00	0.00
40724	C	0	0	0	0.00	0.00	0.00	0.00
40724	D	0	2	4	-2.46	3.03	1.28	-0.42
40725	*	-1	4834	99	1.00	0.02	0.00	0.03
40725	A	-1	50	100	0.57	0.18	0.00	0.00
40725	B	-1	0	0	0.00	0.00	0.00	0.00
40725	C	-1	0	0	0.00	0.00	0.00	0.00
40725	D	-1	0	0	0.00	0.00	0.00	0.00
40726	*	-1	4830	99	1.00	0.02	0.00	0.02
40726	A	1	49	91	0.82	0.18	1.20	0.10
40726	B	0	2	4	0.43	0.79	1.98	-0.05
40726	C	0	3	6	0.28	1.79	10.47	-0.09
40726	D	0	0	0	0.00	0.00	0.00	0.00
40727	*	-1	4829	99	1.00	0.02	0.00	0.03
40727	A	-1	55	100	0.66	0.19	0.00	0.00
40727	B	-1	0	0	0.00	0.00	0.00	0.00
40727	C	-1	0	0	0.00	0.00	0.00	0.00
40727	D	-1	0	0	0.00	0.00	0.00	0.00

ItemID	Response	SCORE	n	n %	Avg. Prsn Msr	SE	OUT.MSQ	PTME
40728	*	-1	4830	99	1.00	0.02	0.00	0.04
40728	A	1	53	98	0.47	0.18	1.05	0.06
40728	B	0	0	0	0.00	0.00	0.00	0.00
40728	C	0	1	2	-0.12	0.00	1.10	-0.06
40728	D	0	0	0	0.00	0.00	0.00	0.00
40729	*	-1	4831	99	1.00	0.02	0.00	-0.01
40729	A	1	12	23	1.99	0.37	1.01	0.42
40729	B	0	14	26	0.61	0.31	0.73	-0.27
40729	C	0	23	43	1.14	0.16	1.01	0.02
40729	D	0	4	8	0.09	0.55	0.45	-0.25
40730	*	-1	4833	99	1.00	0.02	0.00	0.03
40730	A	1	5	10	1.28	0.21	0.93	0.18
40730	B	0	2	4	-0.52	0.38	0.21	-0.19
40730	C	0	33	65	0.81	0.21	1.39	0.21
40730	D	0	11	22	-0.03	0.39	0.63	-0.28
40731	*	-1	4830	99	1.00	0.02	0.00	0.01
40731	A	1	27	50	1.32	0.23	1.38	0.28
40731	B	0	9	17	1.58	0.34	2.94	0.20
40731	C	0	7	13	0.13	0.37	0.59	-0.19
40731	D	0	11	20	-0.21	0.66	0.97	-0.37
40732	*	-1	4829	99	1.00	0.02	0.00	0.01
40732	A	1	31	56	1.22	0.19	1.21	0.29
40732	B	0	12	22	1.01	0.34	2.01	0.04
40732	C	0	5	9	0.52	0.12	0.73	-0.11
40732	D	0	7	13	-0.27	0.48	0.63	-0.39
40733	*	-1	4830	99	1.00	0.02	0.00	0.01
40733	A	1	35	65	1.23	0.22	1.10	0.37
40733	B	0	4	7	0.34	0.26	0.84	-0.12
40733	C	0	6	11	0.52	0.61	2.31	-0.10
40733	D	0	9	17	0.04	0.28	0.74	-0.30

ItemID	Response	SCORE	n	n %	Avg. Prsn Msr	SE	OUT.MSQ	PTME
40734	*	-1	4833	99	1.00	0.02	0.00	0.02
40734	A	1	40	78	0.83	0.20	1.68	0.19
40734	B	0	2	4	1.23	0.32	2.41	0.08
40734	C	0	5	10	0.65	0.22	1.42	-0.02
40734	D	0	4	8	-0.68	0.85	0.77	-0.33
40735	*	-1	4829	99	1.00	0.02	0.00	0.02
40735	A	1	40	73	0.96	0.19	1.39	0.21
40735	B	0	13	24	0.63	0.25	1.45	-0.08
40735	C	0	1	2	-1.87	0.00	0.09	-0.32
40735	D	0	1	2	-0.29	0.00	0.42	-0.13
40736	*	-1	4829	99	1.00	0.02	0.00	0.01
40736	A	1	28	51	1.50	0.33	1.22	0.40
40736	B	0	20	36	0.64	0.15	1.22	-0.09
40736	C	0	5	9	-0.73	0.49	0.39	-0.29
40736	D	0	2	4	-2.63	2.46	0.43	-0.40
40737	*	-1	4829	99	1.00	0.02	0.00	0.00
40737	A	1	40	73	1.16	0.17	1.06	0.30
40737	B	0	9	16	0.58	0.22	0.99	-0.17
40737	C	0	1	2	0.49	0.00	0.77	-0.07
40737	D	0	5	9	0.31	0.39	0.88	-0.21
40738	*	-1	4832	99	1.00	0.02	0.00	0.00
40738	A	1	41	79	1.31	0.20	0.85	0.51
40738	B	0	3	6	0.01	0.35	0.70	-0.17
40738	C	0	3	6	-0.66	0.48	0.40	-0.30
40738	D	0	5	10	-0.42	0.32	0.49	-0.33
40739	*	-1	4833	99	1.00	0.02	0.00	-0.02
40739	A	1	26	51	1.91	0.22	0.76	0.54
40739	B	0	4	8	1.30	0.27	1.29	0.02
40739	C	0	21	41	0.33	0.26	0.82	-0.56
40739	D	0	0	0	0.00	0.00	0.00	0.00

ItemID	Response	SCORE	n	n %	Avg. Prsn Msr	SE	OUT.MSQ	PTME
40740	*	-1	4830	99	1.00	0.02	0.00	0.02
40740	A	1	25	46	1.28	0.17	0.80	0.45
40740	B	0	0	0	0.00	0.00	0.00	0.00
40740	C	0	28	52	0.31	0.22	1.12	-0.38
40740	D	0	1	2	-1.27	0.00	0.13	-0.24
40741	*	-1	4837	99	1.00	0.02	0.00	-0.01
40741	A	1	46	98	1.12	0.15	0.98	0.24
40741	B	0	1	2	-0.55	0.00	0.29	-0.24
40741	C	0	0	0	0.00	0.00	0.00	0.00
40741	D	0	0	0	0.00	0.00	0.00	0.00
40742	*	-1	4829	99	1.00	0.02	0.00	0.01
40742	A	1	50	91	0.99	0.16	1.08	0.28
40742	B	0	4	7	0.09	0.19	0.72	-0.20
40742	C	0	1	2	-0.79	0.00	0.28	-0.21
40742	D	0	0	0	0.00	0.00	0.00	0.00
40743	*	-1	4829	99	1.00	0.02	0.00	0.04
40743	A	1	35	64	0.86	0.22	1.24	0.33
40743	B	0	6	11	0.10	0.68	1.66	-0.09
40743	C	0	5	9	-0.51	0.41	0.57	-0.21
40743	D	0	9	16	-0.22	0.71	1.46	-0.20
40744	*	-1	4829	99	1.01	0.02	0.00	0.08
40744	A	1	39	71	0.54	0.17	1.02	0.44
40744	B	0	6	11	-0.54	0.54	1.13	-0.14
40744	C	0	1	2	2.23	0.00	8.81	0.18
40744	D	0	9	16	-1.67	0.79	0.75	-0.49
40745	*	-1	4838	99	1.00	0.02	0.00	0.01
40745	A	1	41	89	0.93	0.17	1.03	0.18
40745	B	0	0	0	0.00	0.00	0.00	0.00
40745	C	0	5	11	0.31	0.54	1.49	-0.18
40745	D	0	0	0	0.00	0.00	0.00	0.00

ItemID	Response	SCORE	n	n %	Avg. Prsn Msr	SE	OUT.MSQ	PTME
40746	*	-1	4834	99	1.00	0.02	0.00	-0.01
40746	A	-1	50	100	1.10	0.18	0.00	0.00
40746	B	-1	0	0	0.00	0.00	0.00	0.00
40746	C	-1	0	0	0.00	0.00	0.00	0.00
40746	D	-1	0	0	0.00	0.00	0.00	0.00
40747	*	-1	4830	99	1.00	0.02	0.00	0.01
40747	A	1	52	96	1.04	0.20	0.69	0.48
40747	B	0	1	2	-2.84	0.00	0.07	-0.33
40747	C	0	1	2	-3.09	0.00	0.06	-0.35
40747	D	0	0	0	0.00	0.00	0.00	0.00
40748	*	-1	4829	99	1.00	0.02	0.00	0.04
40748	A	1	51	93	0.69	0.22	0.91	0.38
40748	B	0	1	2	-0.48	0.00	0.87	-0.08
40748	C	0	1	2	-2.05	0.00	0.18	-0.21
40748	D	0	2	4	-2.14	0.89	0.24	-0.31
40749	*	-1	4830	99	1.00	0.02	0.00	0.02
40749	A	1	50	93	0.82	0.18	1.06	0.15
40749	B	0	0	0	0.00	0.00	0.00	0.00
40749	C	0	4	7	0.09	0.30	0.96	-0.15
40749	D	0	0	0	0.00	0.00	0.00	0.00
40750	*	-1	4829	99	1.00	0.02	0.00	0.03
40750	A	1	51	93	0.89	0.17	0.98	0.57
40750	B	0	1	2	-1.20	0.00	0.29	-0.16
40750	C	0	1	2	-2.89	0.00	0.05	-0.31
40750	D	0	2	4	-2.94	2.87	0.90	-0.45
40751	*	-1	4839	99	1.00	0.02	0.00	-0.02
40751	A	1	11	24	1.63	0.36	1.84	0.17
40751	B	0	1	2	0.56	0.00	0.37	-0.10
40751	C	0	11	24	1.49	0.19	1.17	0.10
40751	D	0	22	49	1.06	0.27	1.46	-0.21

ItemID	Response	SCORE	n	n %	Avg. Prsn Msr	SE	OUT.MSQ	PTME
40752	*	-1	4820	99	1.00	0.02	0.00	0.02
40752	A	1	44	69	1.08	0.17	1.22	0.35
40752	B	0	8	13	0.09	0.47	0.96	-0.25
40752	C	0	7	11	0.24	0.31	0.90	-0.18
40752	D	0	5	8	0.47	0.22	0.94	-0.09
40753	*	-1	4829	99	1.00	0.02	0.00	0.02
40753	A	1	29	53	1.67	0.28	1.17	0.55
40753	B	0	6	11	-0.06	0.21	0.48	-0.16
40753	C	0	8	15	-0.07	0.29	0.56	-0.19
40753	D	0	12	22	-0.59	0.64	0.82	-0.39
40754	*	-1	4828	99	1.00	0.02	0.00	-0.01
40754	A	1	5	9	2.42	0.53	0.83	0.28
40754	B	0	6	11	1.40	0.27	0.84	0.07
40754	C	0	19	34	1.10	0.27	0.93	0.00
40754	D	0	26	46	0.78	0.34	1.35	-0.20
40755	*	-1	4828	99	1.00	0.02	0.00	0.02
40755	A	1	9	16	0.79	0.29	1.70	0.02
40755	B	0	8	14	0.65	0.45	1.25	-0.04
40755	C	0	12	21	0.62	0.28	0.95	-0.07
40755	D	0	27	48	0.83	0.20	1.19	0.07
40756	*	-1	4830	99	1.00	0.02	0.00	0.04
40756	A	1	9	17	1.02	0.37	1.32	0.20
40756	B	0	20	37	0.50	0.18	0.94	-0.02
40756	C	0	10	19	0.50	0.25	0.90	-0.01
40756	D	0	15	28	0.31	0.41	1.12	-0.13
40757	*	-1	4829	99	1.00	0.02	0.00	0.00
40757	A	1	45	82	1.31	0.17	0.91	0.49
40757	B	0	1	2	0.47	0.00	0.81	-0.05
40757	C	0	7	13	-0.15	0.41	0.67	-0.29
40757	D	0	2	4	-2.55	2.80	0.65	-0.46

ItemID	Response	SCORE	n	n %	Avg. Prsn Msr	SE	OUT.MSQ	PTME
40758	*	-1	4826	99	1.01	0.02	0.00	0.05
40758	A	1	30	52	1.35	0.15	0.61	0.67
40758	B	0	3	5	-0.59	0.33	0.38	-0.16
40758	C	0	10	17	-0.15	0.22	0.64	-0.17
40758	D	0	15	26	-0.97	0.43	0.55	-0.55
40759	*	-1	4827	99	1.01	0.02	0.00	0.06
40759	A	1	30	53	0.92	0.23	1.01	0.50
40759	B	0	4	7	0.07	0.55	1.21	-0.05
40759	C	0	9	16	-0.85	0.35	0.48	-0.37
40759	D	0	14	25	-0.24	0.28	0.88	-0.23
40760	*	-1	4829	99	1.00	0.02	0.00	0.04
40760	A	1	28	51	1.41	0.20	0.84	0.56
40760	B	0	6	11	0.20	0.40	0.83	-0.07
40760	C	0	3	5	0.68	0.21	1.02	0.02
40760	D	0	18	33	-0.77	0.42	0.59	-0.56
40761	*	-1	4828	99	1.00	0.02	0.00	0.05
40761	A	1	33	59	1.20	0.19	0.79	0.55
40761	B	0	7	13	-0.25	0.56	1.20	-0.14
40761	C	0	5	9	-0.42	0.61	0.79	-0.15
40761	D	0	11	20	-1.19	0.68	0.72	-0.46
40762	*	-1	4827	99	1.00	0.02	0.00	0.03
40762	A	1	25	44	1.21	0.24	1.12	0.41
40762	B	0	21	37	0.16	0.22	0.88	-0.32
40762	C	0	6	11	0.68	0.60	2.01	0.01
40762	D	0	5	9	-0.06	0.18	0.49	-0.18
40763	*	-1	4832	99	1.00	0.02	0.00	0.02
40763	A	1	30	58	1.38	0.15	0.77	0.61
40763	B	0	2	4	0.70	0.54	1.09	-0.02
40763	C	0	14	27	0.13	0.28	0.79	-0.38
40763	D	0	6	12	-0.42	0.17	0.33	-0.41

ItemID	Response	SCORE	n	n %	Avg. Prsn Msr	SE	OUT.MSQ	PTME
40764	*	-1	4831	99	1.00	0.02	0.00	0.01
40764	A	1	28	53	1.72	0.27	0.84	0.59
40764	B	0	15	28	0.12	0.22	0.72	-0.34
40764	C	0	7	13	-0.50	0.27	0.35	-0.37
40764	D	0	3	6	0.47	0.51	0.94	-0.07
40765	*	-1	4829	99	1.00	0.02	0.00	0.03
40765	A	1	37	67	0.99	0.19	1.11	0.47
40765	B	0	8	15	-0.17	0.28	0.73	-0.26
40765	C	0	5	9	0.26	0.32	1.02	-0.09
40765	D	0	5	9	-0.72	0.38	0.42	-0.35
40766	*	-1	4826	99	1.00	0.02	0.00	0.03
40766	A	1	13	22	1.34	0.26	1.00	0.31
40766	B	0	3	5	0.29	0.27	0.54	-0.07
40766	C	0	15	26	1.00	0.23	1.38	0.17
40766	D	0	27	47	0.18	0.25	0.77	-0.37
40767	*	-1	4820	99	1.00	0.02	0.00	0.04
40767	A	1	42	66	1.10	0.18	0.80	0.60
40767	B	0	4	6	-0.28	0.48	0.74	-0.16
40767	C	0	12	19	-0.75	0.24	0.44	-0.48
40767	D	0	6	9	-0.31	0.32	0.69	-0.21
40768	*	-1	4823	99	1.00	0.02	0.00	0.04
40768	A	1	49	80	0.86	0.14	0.84	0.57
40768	B	0	3	5	-0.86	0.43	0.39	-0.24
40768	C	0	3	5	-0.62	0.25	0.44	-0.20
40768	D	0	6	10	-1.27	0.86	0.62	-0.45
40769	*	-1	4816	99	1.01	0.02	0.00	0.05
40769	A	1	47	69	1.04	0.14	0.71	0.62
40769	B	0	6	9	-1.13	0.37	0.33	-0.35
40769	C	0	8	12	-0.28	0.35	0.76	-0.19
40769	D	0	7	10	-1.31	0.77	0.69	-0.42

ItemID	Response	SCORE	n	n %	Avg. Prsn Msr	SE	OUT.MSQ	PTME
40770	*	-1	4825	99	1.00	0.02	0.00	0.03
40770	A	1	46	78	0.90	0.16	1.07	0.39
40770	B	0	4	7	0.44	0.17	1.03	-0.04
40770	C	0	2	3	-0.30	0.13	0.48	-0.13
40770	D	0	7	12	-0.81	0.86	1.10	-0.40
40771	*	-1	4828	99	1.00	0.02	0.00	0.02
40771	A	1	48	86	0.90	0.18	0.96	0.31
40771	B	0	5	9	-0.37	0.37	0.65	-0.28
40771	C	0	2	4	0.58	0.82	1.81	-0.02
40771	D	0	1	2	-0.94	0.00	0.29	-0.18
40772	*	-1	4834	99	1.00	0.02	0.00	0.00
40772	A	1	14	28	1.99	0.30	0.85	0.50
40772	B	0	14	28	0.76	0.26	0.91	-0.16
40772	C	0	4	8	0.70	0.33	0.67	-0.09
40772	D	0	18	36	0.65	0.25	0.92	-0.27
40773	*	-1	4827	99	1.00	0.02	0.00	-0.02
40773	A	1	47	82	1.54	0.15	0.70	0.63
40773	B	0	1	2	-0.30	0.00	0.34	-0.16
40773	C	0	4	7	0.06	0.09	0.49	-0.25
40773	D	0	5	9	-1.02	0.47	0.25	-0.55
40774	*	-1	4823	99	1.00	0.02	0.00	0.04
40774	A	1	48	79	0.89	0.17	0.95	0.47
40774	B	0	1	2	0.29	0.00	1.09	-0.03
40774	C	0	8	13	-0.50	0.27	0.61	-0.34
40774	D	0	4	7	-0.76	0.23	0.41	-0.29
40775	*	-1	4825	99	1.00	0.02	0.00	0.02
40775	A	1	33	56	1.51	0.18	0.72	0.64
40775	B	0	13	22	-0.17	0.19	0.49	-0.43
40775	C	0	8	14	-0.02	0.40	0.67	-0.27
40775	D	0	5	8	0.10	0.44	0.79	-0.18

ItemID	Response	SCORE	n	n %	Avg. Prsn Msr	SE	OUT.MSQ	PTME
40776	*	-1	4627	95	0.98	0.02	0.00	-0.07
40776	A	1	118	46	2.14	0.10	0.77	0.55
40776	B	0	71	28	0.96	0.11	0.90	-0.20
40776	C	0	53	21	0.78	0.10	0.66	-0.23
40776	D	0	15	6	-0.60	0.51	0.37	-0.38
40777	*	-1	4825	99	1.00	0.02	0.00	0.03
40777	A	1	32	54	1.43	0.24	0.79	0.55
40777	B	0	11	19	-0.21	0.18	0.55	-0.24
40777	C	0	10	17	0.16	0.47	2.13	-0.12
40777	D	0	6	10	-1.55	0.77	0.27	-0.45
40778	*	-1	4830	99	1.00	0.02	0.00	0.02
40778	A	1	21	39	1.69	0.28	0.76	0.58
40778	B	0	8	15	0.24	0.31	0.74	-0.19
40778	C	0	16	30	0.13	0.18	0.66	-0.35
40778	D	0	9	17	0.37	0.30	0.89	-0.15
40779	*	-1	4829	99	1.00	0.02	0.00	0.03
40779	A	1	23	42	1.40	0.26	0.91	0.45
40779	B	0	11	20	0.28	0.25	0.87	-0.13
40779	C	0	13	24	-0.01	0.23	0.66	-0.26
40779	D	0	8	15	0.12	0.81	1.78	-0.16
40780	*	-1	4829	99	1.00	0.02	0.00	0.03
40780	A	1	27	49	1.21	0.15	0.79	0.46
40780	B	0	14	25	0.26	0.32	1.08	-0.23
40780	C	0	7	13	-0.06	0.24	0.56	-0.26
40780	D	0	7	13	0.33	0.59	2.02	-0.13
40781	*	-1	4829	99	1.00	0.02	0.00	0.00
40781	A	1	46	84	1.14	0.16	0.97	0.34
40781	B	0	1	2	0.47	0.00	0.85	-0.06
40781	C	0	4	7	-0.05	0.37	0.62	-0.26
40781	D	0	4	7	0.24	0.65	1.14	-0.19

ItemID	Response	SCORE	n	n %	Avg. Prsn Msr	SE	OUT.MSQ	PTME
40782	*	-1	4828	99	1.00	0.02	0.00	0.03
40782	A	1	24	43	1.49	0.22	0.78	0.56
40782	B	0	14	25	0.42	0.21	0.89	-0.11
40782	C	0	8	14	0.22	0.10	0.60	-0.14
40782	D	0	10	18	-0.65	0.47	0.44	-0.48
40783	*	-1	4824	99	1.00	0.02	0.00	0.03
40783	A	1	25	42	1.10	0.26	1.21	0.34
40783	B	0	7	12	0.51	0.27	1.03	-0.04
40783	C	0	20	33	0.28	0.26	1.12	-0.21
40783	D	0	8	13	0.12	0.25	0.69	-0.17
40784	*	-1	4598	94	0.98	0.02	0.00	-0.07
40784	A	1	189	66	1.76	0.07	0.92	0.51
40784	B	0	80	28	0.68	0.09	0.83	-0.38
40784	C	0	11	4	0.35	0.15	0.49	-0.18
40784	D	0	6	2	-0.41	0.47	0.33	-0.23
40785	*	-1	4829	99	1.00	0.02	0.00	0.01
40785	A	1	28	51	1.70	0.19	0.63	0.66
40785	B	0	9	16	-0.39	0.24	0.36	-0.46
40785	C	0	14	25	0.21	0.25	0.76	-0.33
40785	D	0	4	7	0.63	0.27	0.87	-0.06
40786	*	-1	4818	99	1.00	0.02	0.00	0.04
40786	A	1	24	36	1.27	0.28	1.00	0.43
40786	B	0	6	9	0.04	0.39	0.78	-0.11
40786	C	0	24	36	0.09	0.25	1.13	-0.24
40786	D	0	12	18	0.11	0.31	1.08	-0.15
40787	*	-1	4830	99	1.00	0.02	0.00	0.02
40787	A	1	46	85	1.02	0.17	0.87	0.41
40787	B	0	2	4	-0.78	0.28	0.32	-0.26
40787	C	0	4	7	-0.38	0.43	0.59	-0.28
40787	D	0	2	4	0.12	0.84	1.03	-0.11

ItemID	Response	SCORE	n	n %	Avg. Prsn Msr	SE	OUT.MSQ	PTME
40788	*	-1	4833	99	1.00	0.02	0.00	0.01
40788	A	1	36	71	1.31	0.25	0.89	0.48
40788	B	0	4	8	0.69	0.44	1.81	-0.03
40788	C	0	4	8	-0.59	0.35	0.45	-0.28
40788	D	0	7	14	-0.62	0.23	0.42	-0.39
40789	*	-1	4833	99	1.00	0.02	0.00	0.02
40789	A	1	32	63	1.09	0.19	0.97	0.42
40789	B	0	4	8	0.00	0.87	1.57	-0.19
40789	C	0	3	6	0.64	0.32	1.20	-0.02
40789	D	0	12	24	0.01	0.21	0.71	-0.35
40790	*	-1	4813	99	1.00	0.02	0.00	0.01
40790	A	1	56	79	1.13	0.16	1.02	0.39
40790	B	0	6	8	0.15	0.76	2.53	-0.17
40790	C	0	4	6	-0.57	0.40	0.45	-0.27
40790	D	0	5	7	-0.02	0.47	0.91	-0.19
40791	*	-1	4829	99	1.00	0.02	0.00	-0.01
40791	A	1	42	76	1.39	0.15	0.97	0.50
40791	B	0	7	13	-0.38	0.28	0.37	-0.52
40791	C	0	1	2	0.61	0.00	0.80	-0.06
40791	D	0	5	9	0.72	0.29	1.05	-0.11
40792	*	-1	4830	99	1.00	0.02	0.00	0.04
40792	A	1	34	63	1.02	0.20	0.87	0.48
40792	B	0	6	11	-0.33	0.24	0.54	-0.20
40792	C	0	9	17	0.07	0.35	1.27	-0.13
40792	D	0	5	9	-1.36	1.06	0.68	-0.41
40793	*	-1	4821	99	1.00	0.02	0.00	0.02
40793	A	1	51	81	1.06	0.15	0.92	0.47
40793	B	0	5	8	-0.15	0.73	1.20	-0.18
40793	C	0	4	6	0.33	0.47	1.33	-0.07
40793	D	0	3	5	-2.98	1.28	0.15	-0.57

ItemID	Response	SCORE	n	n %	Avg. Prsn Msr	SE	OUT.MSQ	PTME
40794	*	-1	4831	99	1.00	0.02	0.00	0.00
40794	A	1	41	77	1.12	0.17	1.07	0.30
40794	B	0	2	4	0.55	0.56	1.02	-0.08
40794	C	0	4	8	0.40	0.66	1.33	-0.15
40794	D	0	6	11	0.31	0.31	0.93	-0.22
40795	*	-1	4834	99	1.00	0.02	0.00	0.00
40795	A	1	38	76	1.33	0.18	0.78	0.56
40795	B	0	5	10	-0.20	0.45	0.58	-0.32
40795	C	0	5	10	-0.10	0.20	0.51	-0.29
40795	D	0	2	4	-0.83	0.60	0.27	-0.30
40796	*	-1	4830	99	1.00	0.02	0.00	0.02
40796	A	1	46	85	0.92	0.19	1.39	0.26
40796	B	0	4	7	0.59	0.55	1.88	-0.03
40796	C	0	2	4	0.74	1.34	2.88	0.00
40796	D	0	2	4	-2.55	2.42	0.59	-0.44
40797	*	-1	4829	99	1.00	0.02	0.00	0.01
40797	A	1	43	78	0.94	0.15	1.14	0.20
40797	B	0	1	2	0.32	0.00	0.75	-0.07
40797	C	0	10	18	0.42	0.35	1.33	-0.20
40797	D	0	1	2	0.96	0.00	1.42	0.02
40798	*	-1	4827	99	1.00	0.02	0.00	0.01
40798	A	1	45	79	1.14	0.15	0.86	0.52
40798	B	0	4	7	-0.48	0.72	0.61	-0.32
40798	C	0	2	4	0.24	0.04	0.75	-0.10
40798	D	0	6	11	-0.35	0.27	0.50	-0.36
40799	*	-1	4825	99	1.01	0.02	0.00	0.05
40799	A	1	50	85	0.51	0.13	0.96	0.34
40799	B	0	5	8	-0.79	0.43	0.60	-0.35
40799	C	0	2	3	-0.49	0.06	0.58	-0.16
40799	D	0	2	3	0.54	0.82	2.18	0.03

ItemID	Response	SCORE	n	n %	Avg. Prsn Msr	SE	OUT.MSQ	PTME
40800	*	-1	4836	99	1.00	0.02	0.00	0.00
40800	A	1	39	81	1.38	0.18	0.87	0.52
40800	B	0	3	6	-0.41	1.07	0.74	-0.29
40800	C	0	3	6	-0.10	0.54	0.65	-0.23
40800	D	0	3	6	-0.51	0.84	0.53	-0.31
40801	*	-1	4828	99	1.00	0.02	0.00	0.02
40801	A	1	22	39	1.59	0.34	1.15	0.43
40801	B	0	16	29	0.61	0.35	2.50	-0.04
40801	C	0	10	18	-0.06	0.33	0.57	-0.22
40801	D	0	8	14	-0.53	0.63	0.61	-0.31
40802	*	-1	4828	99	1.00	0.02	0.00	0.01
40802	A	1	29	52	1.33	0.21	1.13	0.39
40802	B	0	7	13	0.80	0.36	1.22	-0.04
40802	C	0	12	21	0.11	0.28	0.68	-0.37
40802	D	0	8	14	0.66	0.32	1.14	-0.09
40803	*	-1	4829	99	1.00	0.02	0.00	0.00
40803	A	1	36	65	1.40	0.20	0.91	0.46
40803	B	0	5	9	0.68	0.37	1.30	-0.07
40803	C	0	7	13	0.26	0.27	0.74	-0.21
40803	D	0	7	13	-0.26	0.49	0.57	-0.37
40804	*	-1	4830	99	1.00	0.02	0.00	0.02
40804	A	1	24	44	1.63	0.28	1.05	0.53
40804	B	0	10	19	0.61	0.26	1.29	-0.07
40804	C	0	12	22	-0.34	0.27	0.48	-0.45
40804	D	0	8	15	0.33	0.36	0.91	-0.14
40805	*	-1	4826	99	1.00	0.02	0.00	0.01
40805	A	1	24	41	1.75	0.29	0.96	0.55
40805	B	0	7	12	0.39	0.42	0.89	-0.14
40805	C	0	18	31	0.32	0.22	0.86	-0.28
40805	D	0	9	16	0.04	0.23	0.53	-0.27

ItemID	Response	SCORE	n	n %	Avg. Prsn Msr	SE	OUT.MSQ	PTME
40806	*	-1	4834	99	0.99	0.02	0.00	-0.02
40806	A	1	32	64	1.61	0.18	0.91	0.38
40806	B	0	7	14	1.32	0.53	2.52	0.01
40806	C	0	2	4	1.07	1.50	2.24	-0.04
40806	D	0	9	18	0.15	0.21	0.45	-0.46
40807	*	-1	4827	99	1.00	0.02	0.00	0.03
40807	A	1	28	49	1.24	0.24	1.06	0.50
40807	B	0	15	26	0.28	0.21	0.93	-0.18
40807	C	0	2	4	0.00	0.31	0.58	-0.10
40807	D	0	12	21	-0.23	0.15	0.50	-0.38
40808	*	-1	4828	99	1.00	0.02	0.00	0.02
40808	A	1	39	70	1.04	0.17	1.20	0.43
40808	B	0	7	13	-0.27	0.29	0.58	-0.35
40808	C	0	4	7	0.04	0.47	0.82	-0.18
40808	D	0	6	11	0.36	0.23	0.94	-0.12
40809	*	-1	4833	99	1.00	0.02	0.00	0.01
40809	A	1	30	59	1.49	0.20	0.85	0.49
40809	B	0	13	25	0.35	0.24	0.82	-0.23
40809	C	0	2	4	-0.15	0.62	0.44	-0.15
40809	D	0	6	12	-0.50	0.99	0.90	-0.36
40810	*	-1	4822	99	1.00	0.02	0.00	0.03
40810	A	1	30	48	1.26	0.26	1.27	0.43
40810	B	0	9	15	0.28	0.36	1.15	-0.13
40810	C	0	4	6	0.02	0.39	0.68	-0.13
40810	D	0	19	31	0.09	0.21	0.85	-0.30
40811	*	-1	4830	99	1.00	0.02	0.00	0.02
40811	A	1	8	15	1.68	0.34	0.86	0.37
40811	B	0	19	35	0.41	0.20	0.71	-0.24
40811	C	0	2	4	1.95	0.23	2.40	0.22
40811	D	0	25	46	0.63	0.22	0.98	-0.11

ItemID	Response	SCORE	n	n %	Avg. Prsn Msr	SE	OUT.MSQ	PTME
40812	*	-1	4830	99	1.00	0.02	0.00	0.02
40812	A	1	15	28	1.83	0.33	1.36	0.47
40812	B	0	17	31	0.70	0.31	2.02	-0.05
40812	C	0	5	9	0.96	0.24	0.96	0.04
40812	D	0	17	31	-0.04	0.27	0.57	-0.42
40813	*	-1	4829	99	1.00	0.02	0.00	0.04
40813	A	1	16	29	1.39	0.37	1.42	0.44
40813	B	0	11	20	0.22	0.28	0.97	-0.09
40813	C	0	9	16	-0.16	0.53	0.88	-0.21
40813	D	0	19	35	0.14	0.22	0.82	-0.18
40814	*	-1	4620	95	0.99	0.02	0.00	-0.01
40814	A	1	76	29	1.75	0.12	0.96	0.39
40814	B	0	35	13	0.31	0.15	0.56	-0.27
40814	C	0	137	52	1.04	0.07	1.14	-0.03
40814	D	0	16	6	-0.19	0.45	0.60	-0.29
40815	*	-1	4834	99	1.00	0.02	0.00	0.01
40815	A	1	16	32	1.76	0.38	1.35	0.43
40815	B	0	13	26	0.85	0.27	1.21	0.01
40815	C	0	7	14	0.45	0.37	0.78	-0.10
40815	D	0	14	28	-0.10	0.42	0.67	-0.39
40816	*	-1	4829	99	1.00	0.02	0.00	0.03
40816	A	1	25	45	1.16	0.23	1.04	0.36
40816	B	0	5	9	0.52	0.97	3.46	-0.01
40816	C	0	4	7	0.31	0.38	0.86	-0.05
40816	D	0	21	38	-0.05	0.35	1.02	-0.33
40817	*	-1	4832	99	1.00	0.02	0.00	0.02
40817	A	1	8	15	1.74	0.46	1.16	0.32
40817	B	0	7	13	0.73	0.31	0.83	-0.01
40817	C	0	15	29	0.63	0.24	0.82	-0.06
40817	D	0	22	42	0.50	0.33	0.88	-0.17

ItemID	Response	SCORE	n	n %	Avg. Prsn Msr	SE	OUT.MSQ	PTME
40818	*	-1	4832	99	1.00	0.02	0.00	0.02
40818	A	1	19	37	1.82	0.35	1.25	0.47
40818	B	0	15	29	0.29	0.28	0.83	-0.15
40818	C	0	0	0	0.00	0.00	0.00	0.00
40818	D	0	18	35	-0.15	0.48	0.79	-0.34
40819	*	-1	4831	99	1.00	0.02	0.00	0.05
40819	A	1	7	13	0.50	0.55	3.40	0.05
40819	B	0	7	13	0.68	0.40	1.44	0.12
40819	C	0	21	40	0.61	0.20	1.30	0.20
40819	D	0	18	34	-0.09	0.19	0.60	-0.33
40820	*	-1	4826	99	1.00	0.02	0.00	0.04
40820	A	1	42	72	0.74	0.18	1.32	0.23
40820	B	0	1	2	-0.55	0.00	0.39	-0.11
40820	C	0	3	5	0.33	0.12	0.95	-0.04
40820	D	0	12	21	0.05	0.53	1.90	-0.20
40821	*	-1	4828	99	1.00	0.02	0.00	0.04
40821	A	1	15	27	0.53	0.39	2.89	0.01
40821	B	0	11	20	0.50	0.39	1.14	0.00
40821	C	0	12	21	0.72	0.25	1.24	0.08
40821	D	0	18	32	0.36	0.39	1.23	-0.08
40822	*	-1	4829	99	1.00	0.02	0.00	0.05
40822	A	1	16	29	0.77	0.34	2.36	0.14
40822	B	0	10	18	1.29	0.26	2.07	0.25
40822	C	0	15	27	0.56	0.17	0.96	0.05
40822	D	0	14	25	-0.75	0.65	1.77	-0.42
40823	*	-1	4826	99	1.00	0.02	0.00	0.03
40823	A	1	17	29	1.47	0.22	0.72	0.50
40823	B	0	11	19	0.63	0.31	1.25	0.00
40823	C	0	6	10	-0.10	0.23	0.46	-0.23
40823	D	0	24	41	0.21	0.21	0.95	-0.32

ItemID	Response	SCORE	n	n %	Avg. Prsn Msr	SE	OUT.MSQ	PTME
40824	*	-1	4628	95	0.97	0.02	0.00	-0.08
40824	A	1	200	78	1.58	0.08	1.10	0.25
40824	B	0	20	8	0.99	0.21	1.33	-0.12
40824	C	0	30	12	0.86	0.17	1.13	-0.19
40824	D	0	6	2	0.78	0.24	0.82	-0.09
40825	*	-1	4831	99	1.00	0.02	0.00	-0.01
40825	A	1	35	66	1.46	0.21	1.03	0.40
40825	B	0	2	4	0.79	0.87	1.34	-0.05
40825	C	0	8	15	0.57	0.39	1.30	-0.18
40825	D	0	8	15	0.15	0.30	0.62	-0.32
40826	*	-1	4824	99	1.00	0.02	0.00	0.03
40826	A	1	42	70	1.00	0.21	1.18	0.38
40826	B	0	4	7	0.04	0.50	0.99	-0.09
40826	C	0	5	8	0.76	0.71	2.89	0.03
40826	D	0	9	15	-1.12	0.64	0.60	-0.45
40827	*	-1	4828	99	1.00	0.02	0.00	0.03
40827	A	1	25	45	1.06	0.27	2.09	0.33
40827	B	0	4	7	0.21	0.14	0.64	-0.10
40827	C	0	9	16	0.41	0.25	0.95	-0.09
40827	D	0	18	32	0.25	0.24	1.19	-0.23
40828	*	-1	4826	99	1.00	0.02	0.00	0.02
40828	A	1	49	84	0.99	0.21	1.29	0.28
40828	B	0	6	10	0.29	0.77	3.48	-0.10
40828	C	0	0	0	0.00	0.00	0.00	0.00
40828	D	0	3	5	-1.46	1.79	1.31	-0.31
40829	*	-1	4826	99	1.00	0.02	0.00	0.03
40829	A	1	46	79	0.78	0.17	0.94	0.32
40829	B	0	4	7	0.26	0.31	1.12	-0.08
40829	C	0	5	9	0.08	0.51	1.47	-0.14
40829	D	0	3	5	-1.00	0.46	0.33	-0.33

ItemID	Response	SCORE	n	n %	Avg. Prsn Msr	SE	OUT.MSQ	PTME
40830	*	-1	4834	99	1.00	0.02	0.00	0.01
40830	A	1	38	76	1.13	0.19	1.11	0.27
40830	B	0	2	4	0.62	0.76	1.24	-0.04
40830	C	0	5	10	1.68	0.39	3.74	0.18
40830	D	0	5	10	-1.47	0.94	0.40	-0.54
40831	*	-1	4827	99	1.01	0.02	0.00	0.07
40831	A	1	28	49	1.07	0.22	0.70	0.63
40831	B	0	3	5	-0.84	0.45	0.45	-0.16
40831	C	0	11	19	-0.55	0.21	0.64	-0.23
40831	D	0	15	26	-0.92	0.36	0.77	-0.43
40832	*	-1	4836	99	1.00	0.02	0.00	0.01
40832	A	1	34	71	1.30	0.21	0.96	0.41
40832	B	0	3	6	-0.10	0.77	0.68	-0.17
40832	C	0	4	8	1.03	0.33	1.62	0.03
40832	D	0	7	15	-0.67	0.79	0.92	-0.43
40833	*	-1	4825	99	1.00	0.02	0.00	0.04
40833	A	1	54	92	0.72	0.15	0.91	0.37
40833	B	0	1	2	-2.62	0.00	0.07	-0.36
40833	C	0	1	2	-0.73	0.00	0.45	-0.15
40833	D	0	3	5	-0.25	0.39	0.82	-0.17
40834	*	-1	4830	99	1.00	0.02	0.00	0.04
40834	A	1	40	74	0.88	0.17	0.86	0.49
40834	B	0	7	13	-0.52	0.32	0.60	-0.36
40834	C	0	3	6	-0.81	0.87	0.56	-0.28
40834	D	0	4	7	0.05	0.32	0.92	-0.12
40835	*	-1	4829	99	1.00	0.02	0.00	0.02
40835	A	1	43	78	1.19	0.18	0.93	0.52
40835	B	0	4	7	-0.41	0.17	0.41	-0.23
40835	C	0	1	2	0.39	0.00	0.88	-0.04
40835	D	0	7	13	-0.96	0.79	0.58	-0.45

ItemID	Response	SCORE	n	n %	Avg. Prsn Msr	SE	OUT.MSQ	PTME
40836	*	-1	4829	99	1.00	0.02	0.00	0.03
40836	A	1	36	65	1.23	0.20	0.93	0.56
40836	B	0	4	7	-0.13	0.27	0.62	-0.13
40836	C	0	5	9	-0.20	0.30	0.62	-0.16
40836	D	0	10	18	-1.00	0.64	0.72	-0.48
40837	*	-1	4826	99	1.00	0.02	0.00	0.01
40837	A	1	48	83	1.25	0.19	0.78	0.54
40837	B	0	5	9	-1.23	0.24	0.24	-0.44
40837	C	0	3	5	-0.47	0.78	0.89	-0.21
40837	D	0	2	3	-0.55	0.07	0.43	-0.18
40838	*	-1	4827	99	1.00	0.02	0.00	-0.02
40838	A	1	34	60	1.65	0.22	1.08	0.46
40838	B	0	11	19	0.21	0.16	0.51	-0.40
40838	C	0	10	18	0.92	0.25	1.19	-0.10
40838	D	0	2	4	0.27	1.03	0.75	-0.15
40839	*	-1	4829	99	1.00	0.02	0.00	0.02
40839	A	1	22	40	1.59	0.24	0.70	0.60
40839	B	0	7	13	0.05	0.31	0.67	-0.23
40839	C	0	6	11	0.58	0.26	1.02	-0.05
40839	D	0	20	36	0.10	0.19	0.79	-0.42
40840	*	-1	4827	99	1.00	0.02	0.00	0.03
40840	A	1	27	47	1.14	0.22	1.09	0.37
40840	B	0	2	4	-0.90	0.11	0.20	-0.27
40840	C	0	12	21	0.76	0.25	1.50	0.03
40840	D	0	16	28	0.12	0.26	0.86	-0.32
40841	*	-1	4830	99	1.00	0.02	0.00	0.02
40841	A	1	42	78	1.17	0.17	0.78	0.54
40841	B	0	3	6	0.14	0.08	0.75	-0.13
40841	C	0	3	6	-0.47	0.55	0.56	-0.25
40841	D	0	6	11	-0.77	0.34	0.38	-0.45

ItemID	Response	SCORE	n	n %	Avg. Prsn Msr	SE	OUT.MSQ	PTME
40842	*	-1	4825	99	1.00	0.02	0.00	0.04
40842	A	1	51	86	0.64	0.12	0.92	0.30
40842	B	0	0	0	0.00	0.00	0.00	0.00
40842	C	0	4	7	0.86	0.29	2.22	0.09
40842	D	0	4	7	-1.31	0.23	0.24	-0.51
40843	*	-1	4825	99	0.99	0.02	0.00	-0.02
40843	A	1	53	90	1.42	0.19	0.94	0.34
40843	B	0	1	2	0.06	0.00	0.57	-0.11
40843	C	0	4	7	-0.70	0.26	0.30	-0.37
40843	D	0	1	2	1.79	0.00	3.25	0.05
40844	*	-1	4830	99	1.00	0.02	0.00	0.04
40844	A	1	33	61	0.93	0.17	0.88	0.48
40844	B	0	5	9	-0.23	0.40	0.70	-0.22
40844	C	0	13	24	0.05	0.26	1.01	-0.24
40844	D	0	3	6	-0.77	0.50	0.39	-0.29
40845	*	-1	4823	99	1.00	0.02	0.00	0.00
40845	A	1	48	79	1.30	0.20	0.95	0.40
40845	B	0	5	8	0.06	0.81	1.55	-0.19
40845	C	0	5	8	-0.12	0.22	0.57	-0.23
40845	D	0	3	5	-0.36	0.89	0.69	-0.21
40846	*	-1	4829	99	1.00	0.02	0.00	0.04
40846	A	1	48	87	0.71	0.14	0.94	0.37
40846	B	0	3	5	0.14	0.21	0.99	-0.10
40846	C	0	1	2	-1.45	0.00	0.19	-0.26
40846	D	0	3	5	-0.69	0.71	0.61	-0.29
40847	*	-1	4826	99	1.00	0.02	0.00	0.01
40847	A	1	51	88	1.09	0.13	0.92	0.50
40847	B	0	3	5	-0.13	0.20	0.48	-0.19
40847	C	0	1	2	0.90	0.00	1.29	0.00
40847	D	0	3	5	-2.03	1.52	0.37	-0.55

ItemID	Response	SCORE	n	n %	Avg. Prsn Msr	SE	OUT.MSQ	PTME
40848	*	-1	4830	99	1.00	0.02	0.00	0.01
40848	A	1	47	87	0.99	0.19	1.00	0.31
40848	B	0	1	2	-1.32	0.00	0.19	-0.23
40848	C	0	5	9	0.27	0.29	1.12	-0.14
40848	D	0	1	2	-1.29	0.00	0.20	-0.23
40849	*	-1	4836	99	1.00	0.02	0.00	0.00
40849	A	1	36	75	1.33	0.24	0.99	0.46
40849	B	0	4	8	-0.32	0.38	0.54	-0.26
40849	C	0	3	6	0.76	0.15	1.34	-0.03
40849	D	0	5	10	-0.80	0.47	0.46	-0.40
40850	*	-1	4827	99	1.00	0.02	0.00	0.03
40850	A	1	51	89	0.84	0.16	1.34	0.43
40850	B	0	0	0	0.00	0.00	0.00	0.00
40850	C	0	1	2	-0.45	0.00	0.58	-0.12
40850	D	0	5	9	-1.00	0.52	0.55	-0.42
40851	*	-1	4829	99	1.00	0.02	0.00	0.01
40851	A	1	40	73	1.24	0.22	0.85	0.44
40851	B	0	10	18	0.03	0.26	0.90	-0.28
40851	C	0	2	4	-0.07	0.41	0.66	-0.13
40851	D	0	3	5	-0.73	0.26	0.34	-0.28
40852	*	-1	4823	99	1.00	0.02	0.00	0.03
40852	A	1	40	66	1.02	0.17	1.12	0.47
40852	B	0	17	28	0.01	0.26	1.16	-0.31
40852	C	0	0	0	0.00	0.00	0.00	0.00
40852	D	0	4	7	-0.89	0.67	0.40	-0.33
40853	*	-1	4829	99	1.01	0.02	0.00	0.05
40853	A	1	15	27	1.25	0.35	1.10	0.46
40853	B	0	9	16	0.03	0.28	0.76	-0.12
40853	C	0	13	24	0.07	0.29	1.07	-0.14
40853	D	0	18	33	0.00	0.24	1.07	-0.21

ItemID	Response	SCORE	n	n %	Avg. Prsn Msr	SE	OUT.MSQ	PTME
40854	*	-1	4831	99	1.01	0.02	0.00	0.07
40854	A	1	30	57	0.62	0.17	0.95	0.40
40854	B	0	5	9	0.14	0.22	1.03	-0.01
40854	C	0	6	11	-0.48	0.23	0.56	-0.20
40854	D	0	12	23	-0.54	0.53	1.23	-0.32
40855	*	-1	4825	99	1.00	0.02	0.00	0.00
40855	A	1	33	56	1.53	0.23	0.93	0.48
40855	B	0	17	29	0.38	0.26	1.04	-0.27
40855	C	0	1	2	0.37	0.00	0.65	-0.06
40855	D	0	8	14	-0.11	0.28	0.53	-0.31
40856	*	-1	4827	99	1.00	0.02	0.00	0.03
40856	A	1	20	35	0.72	0.25	1.90	0.02
40856	B	0	7	12	0.41	0.36	0.92	-0.12
40856	C	0	21	37	0.75	0.14	1.12	0.05
40856	D	0	9	16	0.73	0.39	1.58	0.01
40857	*	-1	4823	99	1.00	0.02	0.00	0.03
40857	A	1	21	34	1.03	0.34	2.21	0.22
40857	B	0	4	7	0.74	0.87	2.48	0.02
40857	C	0	19	31	0.63	0.17	1.13	-0.01
40857	D	0	17	28	0.15	0.31	1.16	-0.24
40858	*	-1	4833	99	1.00	0.02	0.00	-0.01
40858	A	1	9	18	2.17	0.43	0.97	0.44
40858	B	0	10	20	0.86	0.36	0.88	-0.10
40858	C	0	15	29	1.26	0.25	1.26	0.10
40858	D	0	17	33	0.49	0.21	0.54	-0.37
40859	*	-1	4827	99	1.00	0.02	0.00	0.01
40859	A	1	28	49	1.52	0.23	0.93	0.49
40859	B	0	5	9	-0.48	0.42	0.37	-0.38
40859	C	0	8	14	0.53	0.25	0.87	-0.14
40859	D	0	16	28	0.55	0.19	0.93	-0.20

ItemID	Response	SCORE	n	n %	Avg. Prsn Msr	SE	OUT.MSQ	PTME
40860	*	-1	4829	99	1.00	0.02	0.00	0.03
40860	A	1	43	78	0.86	0.18	1.09	0.24
40860	B	0	5	9	0.94	0.71	6.37	0.06
40860	C	0	1	2	2.26	0.00	7.25	0.16
40860	D	0	6	11	-0.99	0.47	0.39	-0.44
40861	*	-1	4830	99	1.00	0.02	0.00	-0.01
40861	A	1	29	54	1.95	0.26	0.79	0.61
40861	B	0	7	13	0.29	0.40	1.04	-0.20
40861	C	0	15	28	0.01	0.29	0.79	-0.44
40861	D	0	3	6	0.07	0.44	0.55	-0.16
40862	*	-1	4833	99	1.00	0.02	0.00	0.02
40862	A	1	41	80	1.06	0.18	0.73	0.57
40862	B	0	3	6	-1.14	0.73	0.43	-0.34
40862	C	0	3	6	-1.19	0.40	0.28	-0.35
40862	D	0	4	8	-0.39	0.46	0.70	-0.24
40863	*	-1	4835	99	1.00	0.02	0.00	0.03
40863	A	1	40	82	0.83	0.21	1.23	0.30
40863	B	0	3	6	-0.98	0.73	0.57	-0.31
40863	C	0	5	10	0.35	0.60	2.41	-0.07
40863	D	0	1	2	-0.74	0.00	0.42	-0.15
40864	*	-1	4830	99	1.00	0.02	0.00	0.02
40864	A	1	38	70	1.06	0.21	1.10	0.38
40864	B	0	1	2	-0.58	0.00	0.36	-0.15
40864	C	0	6	11	0.12	0.22	0.82	-0.18
40864	D	0	9	17	0.03	0.30	0.88	-0.26
40865	*	-1	4830	99	1.00	0.02	0.00	0.01
40865	A	1	38	70	1.28	0.22	1.13	0.39
40865	B	0	6	11	0.36	0.23	0.87	-0.15
40865	C	0	5	9	0.25	0.48	1.07	-0.16
40865	D	0	5	9	-0.31	0.75	0.86	-0.29

ItemID	Response	SCORE	n	n %	Avg. Prsn Msr	SE	OUT.MSQ	PTME
40866	*	-1	4825	99	1.00	0.02	0.00	0.02
40866	A	1	38	64	1.06	0.14	0.91	0.50
40866	B	0	5	8	-0.16	0.31	0.55	-0.29
40866	C	0	8	14	0.33	0.12	0.79	-0.17
40866	D	0	8	14	0.01	0.31	0.74	-0.30
40867	*	-1	4827	99	1.00	0.02	0.00	0.04
40867	A	1	23	40	1.41	0.22	0.79	0.50
40867	B	0	8	14	-0.05	0.42	0.66	-0.18
40867	C	0	20	35	0.36	0.18	1.08	-0.11
40867	D	0	6	11	-1.17	0.88	0.39	-0.43
40868	*	-1	4835	99	1.00	0.02	0.00	0.01
40868	A	1	47	96	0.96	0.18	0.93	0.32
40868	B	0	1	2	-1.65	0.00	0.15	-0.28
40868	C	0	1	2	-0.54	0.00	0.46	-0.16
40868	D	0	0	0	0.00	0.00	0.00	0.00
40869	*	-1	4827	99	1.00	0.02	0.00	0.02
40869	A	1	20	35	1.38	0.43	2.10	0.30
40869	B	0	16	28	0.60	0.28	1.56	-0.08
40869	C	0	14	25	0.70	0.22	1.30	-0.03
40869	D	0	7	12	-0.30	0.32	0.42	-0.28
40870	*	-1	4826	99	1.00	0.02	0.00	-0.01
40870	A	1	57	98	1.12	0.16	1.03	-0.01
40870	B	0	0	0	0.00	0.00	0.00	0.00
40870	C	0	1	2	1.18	0.00	1.79	0.01
40870	D	0	0	0	0.00	0.00	0.00	0.00
40871	*	-1	4838	99	1.00	0.02	0.00	-0.02
40871	A	1	38	83	1.51	0.17	0.80	0.47
40871	B	0	1	2	-0.39	0.00	0.29	-0.20
40871	C	0	3	7	0.44	0.90	1.16	-0.18
40871	D	0	4	9	-0.21	0.70	0.69	-0.37

ItemID	Response	SCORE	n	n %	Avg. Prsn Msr	SE	OUT.MSQ	PTME
40872	*	-1	4837	99	1.00	0.02	0.00	-0.01
40872	A	1	44	94	1.25	0.23	0.97	0.29
40872	B	0	0	0	0.00	0.00	0.00	0.00
40872	C	0	2	4	-0.95	0.16	0.27	-0.29
40872	D	0	1	2	0.24	0.00	0.88	-0.09
40873	*	-1	4840	99	1.00	0.02	0.00	0.00
40873	A	1	40	91	1.06	0.17	1.07	0.15
40873	B	0	0	0	0.00	0.00	0.00	0.00
40873	C	0	4	9	0.48	0.48	1.23	-0.15
40873	D	0	0	0	0.00	0.00	0.00	0.00
40874	*	-1	4827	99	1.00	0.02	0.00	0.02
40874	A	1	37	65	1.23	0.24	0.89	0.41
40874	B	0	4	7	0.68	0.19	1.31	-0.01
40874	C	0	6	11	-0.11	0.31	0.70	-0.20
40874	D	0	10	18	-0.39	0.55	1.08	-0.35
40875	*	-1	4828	99	1.00	0.02	0.00	0.02
40875	A	1	47	84	1.20	0.22	0.89	0.55
40875	B	0	3	5	-0.86	0.97	0.84	-0.21
40875	C	0	3	5	-1.51	0.14	0.20	-0.30
40875	D	0	3	5	-2.16	1.61	0.53	-0.38
40876	*	-1	4833	99	1.00	0.02	0.00	0.01
40876	A	1	48	94	0.94	0.19	1.01	0.18
40876	B	0	0	0	0.00	0.00	0.00	0.00
40876	C	0	2	4	0.24	0.63	1.11	-0.10
40876	D	0	1	2	-0.67	0.00	0.37	-0.17
40877	*	-1	4826	99	1.00	0.02	0.00	-0.01
40877	A	-1	58	100	1.07	0.17	0.00	0.00
40877	B	-1	0	0	0.00	0.00	0.00	0.00
40877	C	-1	0	0	0.00	0.00	0.00	0.00
40877	D	-1	0	0	0.00	0.00	0.00	0.00

ItemID	Response	SCORE	n	n %	Avg. Prsn Msr	SE	OUT.MSQ	PTME
40878	*	-1	4830	99	1.00	0.02	0.00	0.03
40878	A	1	40	74	1.18	0.18	0.85	0.57
40878	B	0	2	4	0.55	0.25	1.14	-0.01
40878	C	0	4	7	-0.65	0.61	0.54	-0.23
40878	D	0	8	15	-1.33	0.73	0.52	-0.52
40879	*	-1	4828	99	1.00	0.02	0.00	0.03
40879	A	1	37	66	1.08	0.18	0.92	0.46
40879	B	0	7	13	0.36	0.46	1.68	-0.11
40879	C	0	4	7	-0.65	0.50	0.49	-0.31
40879	D	0	8	14	-0.15	0.35	0.81	-0.29
40880	*	-1	4829	99	1.00	0.02	0.00	0.02
40880	A	1	42	76	0.95	0.17	0.97	0.35
40880	B	0	3	5	-0.21	0.85	1.07	-0.20
40880	C	0	5	9	0.29	0.23	0.94	-0.12
40880	D	0	5	9	-0.14	0.62	0.98	-0.24
40881	*	-1	4822	99	1.00	0.02	0.00	0.03
40881	A	1	41	66	1.28	0.20	0.83	0.57
40881	B	0	11	18	-0.54	0.36	0.74	-0.36
40881	C	0	4	6	0.16	0.53	1.29	-0.08
40881	D	0	6	10	-1.07	0.65	0.52	-0.37
40882	*	-1	4832	99	1.00	0.02	0.00	0.01
40882	A	1	28	54	1.38	0.20	0.86	0.49
40882	B	0	6	12	-0.02	0.81	1.54	-0.25
40882	C	0	5	10	0.24	0.26	0.70	-0.15
40882	D	0	13	25	0.24	0.23	0.83	-0.27
40883	*	-1	4828	99	1.00	0.02	0.00	0.01
40883	A	1	19	34	1.57	0.23	0.84	0.43
40883	B	0	4	7	0.57	0.53	0.91	-0.09
40883	C	0	8	14	0.65	0.33	1.00	-0.10
40883	D	0	25	45	0.55	0.21	0.92	-0.30

ItemID	Response	SCORE	n	n %	Avg. Prsn Msr	SE	OUT.MSQ	PTME
40884	*	-1	4841	99	1.00	0.02	0.00	0.01
40884	A	1	26	60	1.28	0.25	1.16	0.43
40884	B	0	6	14	0.08	0.47	1.00	-0.25
40884	C	0	2	5	0.54	0.62	1.03	-0.06
40884	D	0	9	21	0.19	0.24	0.76	-0.27
40885	*	-1	4831	99	1.00	0.02	0.00	0.02
40885	A	1	21	40	1.65	0.31	1.04	0.51
40885	B	0	15	28	0.40	0.21	0.90	-0.13
40885	C	0	3	6	-0.14	0.63	0.58	-0.14
40885	D	0	14	26	-0.18	0.42	0.71	-0.36
40886	*	-1	4829	99	1.00	0.02	0.00	0.01
40886	A	1	35	64	1.28	0.17	0.84	0.54
40886	B	0	6	11	0.30	0.26	0.81	-0.17
40886	C	0	3	5	0.90	0.36	1.41	0.01
40886	D	0	11	20	-0.31	0.22	0.49	-0.53
40887	*	-1	4826	99	1.00	0.02	0.00	-0.01
40887	A	1	56	97	1.11	0.15	1.06	0.14
40887	B	0	1	2	0.20	0.00	0.71	-0.11
40887	C	0	0	0	0.00	0.00	0.00	0.00
40887	D	0	1	2	0.37	0.00	0.83	-0.09
40888	*	-1	4830	99	1.00	0.02	0.00	0.05
40888	A	1	41	76	0.69	0.20	0.96	0.35
40888	B	0	7	13	-0.15	0.66	2.49	-0.16
40888	C	0	3	6	-1.37	0.79	0.41	-0.31
40888	D	0	3	6	-0.30	0.43	0.87	-0.12
40889	*	-1	4824	99	1.00	0.02	0.00	0.04
40889	A	1	49	82	0.82	0.18	0.97	0.38
40889	B	0	1	2	-1.20	0.00	0.26	-0.18
40889	C	0	3	5	-0.57	0.39	0.56	-0.20
40889	D	0	7	12	-0.31	0.43	1.01	-0.25

ItemID	Response	SCORE	n	n %	Avg. Prsn Msr	SE	OUT.MSQ	PTME
40890	*	-1	4829	99	1.00	0.02	0.00	0.01
40890	A	1	42	76	1.15	0.14	0.86	0.50
40890	B	0	7	13	-0.05	0.53	0.91	-0.32
40890	C	0	4	7	0.14	0.19	0.65	-0.19
40890	D	0	2	4	-0.81	0.43	0.26	-0.30
40891	*	-1	4829	99	1.00	0.02	0.00	0.03
40891	A	1	43	78	1.10	0.15	0.76	0.59
40891	B	0	3	5	0.31	0.66	1.28	-0.04
40891	C	0	6	11	-0.35	0.25	0.55	-0.21
40891	D	0	3	5	-4.41	0.85	0.02	-0.75
40892	*	-1	4830	99	1.00	0.02	0.00	0.02
40892	A	1	19	35	1.11	0.26	1.41	0.28
40892	B	0	25	46	0.74	0.20	1.33	0.02
40892	C	0	3	6	-0.43	0.39	0.32	-0.26
40892	D	0	7	13	0.02	0.33	0.60	-0.25
40893	*	-1	4835	99	1.00	0.02	0.00	-0.01
40893	A	1	48	98	1.10	0.20	1.01	0.16
40893	B	0	0	0	0.00	0.00	0.00	0.00
40893	C	0	1	2	-0.39	0.00	0.47	-0.16
40893	D	0	0	0	0.00	0.00	0.00	0.00
40894	*	-1	4823	99	1.01	0.02	0.00	0.05
40894	A	1	50	82	0.74	0.16	0.81	0.47
40894	B	0	6	10	-0.79	0.63	0.88	-0.29
40894	C	0	4	7	-0.43	0.37	0.78	-0.17
40894	D	0	1	2	-4.05	0.00	0.02	-0.42
40895	*	-1	4829	99	1.01	0.02	0.00	0.06
40895	A	1	50	91	0.49	0.17	0.93	0.52
40895	B	0	3	5	-1.28	0.50	0.47	-0.25
40895	C	0	0	0	0.00	0.00	0.00	0.00
40895	D	0	2	4	-3.47	1.89	0.27	-0.49

ItemID	Response	SCORE	n	n %	Avg. Prsn Msr	SE	OUT.MSQ	PTME
40896	*	-1	4832	99	1.00	0.02	0.00	0.00
40896	A	1	44	85	1.23	0.15	0.84	0.45
40896	B	0	0	0	0.00	0.00	0.00	0.00
40896	C	0	6	12	-0.08	0.50	0.92	-0.35
40896	D	0	2	4	-0.45	0.07	0.34	-0.26
40897	*	-1	4831	99	1.00	0.02	0.00	0.02
40897	A	1	40	75	0.93	0.20	1.16	0.19
40897	B	0	10	19	0.46	0.24	1.19	-0.14
40897	C	0	3	6	0.31	0.71	1.23	-0.10
40897	D	0	0	0	0.00	0.00	0.00	0.00
40898	*	-1	4833	99	1.00	0.02	0.00	0.03
40898	A	1	44	86	0.86	0.16	0.92	0.46
40898	B	0	6	12	-0.75	0.41	0.59	-0.45
40898	C	0	0	0	0.00	0.00	0.00	0.00
40898	D	0	1	2	-0.19	0.00	0.66	-0.10
40899	*	-1	4829	99	1.00	0.02	0.00	0.01
40899	A	1	46	84	1.15	0.23	1.07	0.41
40899	B	0	2	4	0.49	0.25	1.27	-0.04
40899	C	0	5	9	-0.43	0.39	0.66	-0.23
40899	D	0	2	4	-2.86	2.50	0.52	-0.42
40900	*	-1	4834	99	1.00	0.02	0.00	0.01
40900	A	1	46	92	0.98	0.16	0.93	0.39
40900	B	0	0	0	0.00	0.00	0.00	0.00
40900	C	0	3	6	-0.61	0.15	0.37	-0.34
40900	D	0	1	2	-0.57	0.00	0.38	-0.19
40901	*	-1	4831	99	1.00	0.02	0.00	0.01
40901	A	1	17	32	1.32	0.25	1.14	0.29
40901	B	0	10	19	0.94	0.28	1.33	0.03
40901	C	0	12	23	0.78	0.34	1.56	-0.05
40901	D	0	14	26	0.34	0.28	0.89	-0.30

ItemID	Response	SCORE	n	n %	Avg. Prsn Msr	SE	OUT.MSQ	PTME
40902	*	-1	4828	99	1.00	0.02	0.00	0.01
40902	A	1	13	23	1.19	0.37	1.89	0.13
40902	B	0	8	14	0.66	0.29	0.74	-0.08
40902	C	0	10	18	0.96	0.58	4.09	0.02
40902	D	0	25	45	0.79	0.23	1.07	-0.07
40903	*	-1	4830	99	1.00	0.02	0.00	0.02
40903	A	1	49	91	0.96	0.16	0.85	0.53
40903	B	0	2	4	0.01	0.14	0.77	-0.09
40903	C	0	0	0	0.00	0.00	0.00	0.00
40903	D	0	3	6	-2.91	1.48	0.28	-0.60
40904	*	-1	4827	99	1.00	0.02	0.00	0.01
40904	A	1	50	88	1.04	0.16	0.96	0.36
40904	B	0	2	4	-0.22	0.64	0.60	-0.19
40904	C	0	3	5	-0.06	0.47	0.71	-0.20
40904	D	0	2	4	-0.42	0.74	0.52	-0.22
40905	*	-1	4829	99	1.00	0.02	0.00	0.02
40905	A	1	44	80	1.13	0.15	0.81	0.61
40905	B	0	0	0	0.00	0.00	0.00	0.00
40905	C	0	5	9	-0.41	0.38	0.59	-0.33
40905	D	0	6	11	-0.79	0.14	0.31	-0.48
40906	*	-1	4829	99	1.00	0.02	0.00	0.05
40906	A	1	42	76	0.81	0.16	0.93	0.51
40906	B	0	5	9	-0.29	0.16	0.60	-0.19
40906	C	0	3	5	0.26	0.57	1.32	-0.04
40906	D	0	5	9	-1.69	0.75	0.33	-0.54
40907	*	-1	4831	99	1.00	0.02	0.00	0.00
40907	A	1	16	30	1.20	0.30	1.66	0.13
40907	B	0	8	15	1.13	0.53	2.34	0.06
40907	C	0	29	55	0.82	0.19	1.38	-0.16
40907	D	0	0	0	0.00	0.00	0.00	0.00

ItemID	Response	SCORE	n	n %	Avg. Prsn Msr	SE	OUT.MSQ	PTME
40908	*	-1	4829	99	1.01	0.02	0.00	0.06
40908	A	1	36	65	0.57	0.23	1.41	0.29
40908	B	0	1	2	0.58	0.00	1.47	0.03
40908	C	0	14	25	0.23	0.25	1.49	0.00
40908	D	0	4	7	-3.02	1.48	0.52	-0.55
40909	*	-1	4829	99	1.00	0.02	0.00	0.03
40909	A	1	24	44	1.10	0.23	1.24	0.31
40909	B	0	20	36	0.83	0.27	2.60	0.10
40909	C	0	11	20	-0.59	0.21	0.34	-0.51
40909	D	0	0	0	0.00	0.00	0.00	0.00
40910	*	-1	4828	99	1.00	0.02	0.00	0.03
40910	A	1	34	61	1.01	0.19	1.80	0.36
40910	B	0	8	14	0.21	0.33	0.99	-0.17
40910	C	0	4	7	0.17	0.37	0.80	-0.12
40910	D	0	10	18	0.12	0.37	1.02	-0.23
40911	*	-1	4823	99	1.00	0.02	0.00	0.02
40911	A	1	16	26	1.24	0.36	1.87	0.26
40911	B	0	4	7	0.87	0.28	1.02	0.03
40911	C	0	23	38	0.62	0.21	1.14	-0.09
40911	D	0	18	30	0.46	0.23	0.85	-0.17
40912	*	-1	4623	95	0.98	0.02	0.00	-0.06
40912	A	1	239	92	1.43	0.07	0.90	0.38
40912	B	0	5	2	0.59	0.58	1.32	-0.09
40912	C	0	5	2	0.18	0.57	0.86	-0.14
40912	D	0	12	5	-0.46	0.19	0.33	-0.36
40913	*	-1	4837	99	1.00	0.02	0.00	-0.01
40913	A	1	37	79	1.45	0.17	0.85	0.51
40913	B	0	1	2	0.24	0.00	0.54	-0.12
40913	C	0	3	6	-0.07	0.22	0.41	-0.29
40913	D	0	6	13	0.10	0.38	0.61	-0.37

ItemID	Response	SCORE	n	n %	Avg. Prsn Msr	SE	OUT.MSQ	PTME
40914	*	-1	4830	99	1.00	0.02	0.00	-0.02
40914	A	1	49	91	1.36	0.15	0.84	0.41
40914	B	0	4	7	-0.19	0.78	1.06	-0.34
40914	C	0	0	0	0.00	0.00	0.00	0.00
40914	D	0	1	2	-0.60	0.00	0.27	-0.21
40915	*	-1	4826	99	1.00	0.02	0.00	0.02
40915	A	1	49	84	1.01	0.19	0.80	0.47
40915	B	0	7	12	-0.87	0.38	0.50	-0.43
40915	C	0	0	0	0.00	0.00	0.00	0.00
40915	D	0	2	3	-0.54	0.73	0.62	-0.17
40916	*	-1	4829	99	1.00	0.02	0.00	0.05
40916	A	1	46	84	0.74	0.17	0.74	0.52
40916	B	0	4	7	-0.46	0.51	0.92	-0.19
40916	C	0	2	4	-1.53	0.98	0.34	-0.28
40916	D	0	3	5	-1.78	1.12	0.55	-0.40
40917	*	-1	4822	99	1.00	0.02	0.00	0.01
40917	A	1	20	32	1.50	0.23	1.08	0.37
40917	B	0	4	6	0.68	0.15	0.69	-0.05
40917	C	0	25	40	0.81	0.23	1.34	-0.06
40917	D	0	13	21	0.20	0.27	0.61	-0.32
40918	*	-1	4836	99	1.00	0.02	0.00	0.01
40918	A	1	20	42	1.28	0.29	1.43	0.28
40918	B	0	5	10	1.40	0.43	2.14	0.15
40918	C	0	4	8	0.92	0.17	0.99	0.00
40918	D	0	19	40	0.39	0.22	0.87	-0.38
40919	*	-1	4830	99	1.00	0.02	0.00	0.03
40919	A	1	52	96	0.66	0.12	0.99	0.23
40919	B	0	2	4	-0.36	0.60	0.62	-0.23
40919	C	0	0	0	0.00	0.00	0.00	0.00
40919	D	0	0	0	0.00	0.00	0.00	0.00

ItemID	Response	SCORE	n	n %	Avg. Prsn Msr	SE	OUT.MSQ	PTME
40920	*	-1	4827	99	1.00	0.02	0.00	0.03
40920	A	1	53	93	0.84	0.18	0.97	0.39
40920	B	0	1	2	-0.13	0.00	0.71	-0.07
40920	C	0	2	4	-0.25	1.43	1.40	-0.11
40920	D	0	1	2	-5.36	0.00	0.00	-0.53
40921	*	-1	4831	99	1.00	0.02	0.00	0.02
40921	A	1	46	87	0.94	0.20	0.94	0.36
40921	B	0	4	8	-0.31	0.52	0.87	-0.22
40921	C	0	3	6	-0.76	0.49	0.50	-0.27
40921	D	0	0	0	0.00	0.00	0.00	0.00
40922	*	-1	4830	99	1.00	0.02	0.00	0.02
40922	A	1	45	83	0.99	0.17	0.90	0.44
40922	B	0	5	9	-0.92	0.14	0.30	-0.44
40922	C	0	4	7	0.16	0.65	1.37	-0.14
40922	D	0	0	0	0.00	0.00	0.00	0.00
40923	*	-1	4830	99	1.00	0.02	0.00	0.02
40923	A	1	44	81	1.15	0.16	0.82	0.55
40923	B	0	5	9	-0.32	0.43	0.63	-0.26
40923	C	0	2	4	-0.36	1.04	0.67	-0.16
40923	D	0	3	6	-1.83	1.37	0.41	-0.47
40924	*	-1	4830	99	1.00	0.02	0.00	0.00
40924	A	1	43	80	1.38	0.17	0.90	0.54
40924	B	0	6	11	-0.27	0.34	0.50	-0.30
40924	C	0	1	2	0.05	0.00	0.54	-0.09
40924	D	0	4	7	-1.27	1.32	0.67	-0.43
40925	*	-1	4828	99	1.00	0.02	0.00	0.00
40925	A	1	43	77	1.16	0.22	2.06	0.27
40925	B	0	1	2	0.02	0.00	0.57	-0.09
40925	C	0	12	21	0.32	0.23	1.07	-0.25
40925	D	0	0	0	0.00	0.00	0.00	0.00

ItemID	Response	SCORE	n	n %	Avg. Prsn Msr	SE	OUT.MSQ	PTME
40926	*	-1	4618	95	0.98	0.02	0.00	-0.07
40926	A	1	211	79	1.64	0.07	0.96	0.45
40926	B	0	13	5	-0.44	0.35	0.43	-0.36
40926	C	0	38	14	0.66	0.16	1.05	-0.26
40926	D	0	4	2	0.16	0.37	0.48	-0.13
40927	*	-1	4836	99	1.00	0.02	0.00	0.02
40927	A	1	30	63	1.33	0.26	0.87	0.50
40927	B	0	1	2	0.38	0.00	0.89	-0.03
40927	C	0	11	23	-0.05	0.19	0.71	-0.25
40927	D	0	6	13	-1.04	1.00	0.96	-0.40
40928	*	-1	4830	99	1.00	0.02	0.00	0.02
40928	A	1	19	35	0.88	0.32	2.13	0.09
40928	B	0	8	15	0.74	0.41	1.42	0.00
40928	C	0	21	39	0.64	0.20	1.13	-0.07
40928	D	0	6	11	0.60	0.50	1.58	-0.04
40929	*	-1	4826	99	1.00	0.02	0.00	0.03
40929	A	1	11	19	0.98	0.31	1.67	0.15
40929	B	0	18	31	0.29	0.29	0.90	-0.17
40929	C	0	15	26	0.67	0.38	2.81	0.03
40929	D	0	14	24	0.63	0.30	1.14	0.01
40930	*	-1	4837	99	1.00	0.02	0.00	0.04
40930	A	1	26	55	1.12	0.22	0.97	0.45
40930	B	0	6	13	1.14	0.36	2.49	0.16
40930	C	0	3	6	-0.82	0.12	0.26	-0.24
40930	D	0	12	26	-0.74	0.49	0.65	-0.50
40931	*	-1	4834	99	1.00	0.02	0.00	0.00
40931	A	1	12	24	2.15	0.52	1.56	0.46
40931	B	0	7	14	0.16	0.15	0.38	-0.22
40931	C	0	20	40	1.02	0.18	1.13	0.04
40931	D	0	11	22	0.04	0.51	0.75	-0.33

ItemID	Response	SCORE	n	n %	Avg. Prsn Msr	SE	OUT.MSQ	PTME
40932	*	-1	4829	99	1.00	0.02	0.00	0.04
40932	A	1	14	25	1.00	0.40	1.63	0.27
40932	B	0	21	38	0.28	0.15	0.84	-0.17
40932	C	0	7	13	0.02	0.36	0.71	-0.17
40932	D	0	13	24	0.61	0.30	1.52	0.05
40933	*	-1	4641	95	0.98	0.02	0.00	-0.07
40933	A	1	235	97	1.49	0.07	0.86	0.36
40933	B	0	6	2	-0.61	0.44	0.34	-0.29
40933	C	0	1	0	0.62	0.00	0.79	-0.05
40933	D	0	1	0	-2.75	0.00	0.03	-0.24
40934	*	-1	4826	99	1.00	0.02	0.00	0.03
40934	A	1	31	53	1.04	0.22	1.64	0.30
40934	B	0	4	7	-0.39	0.57	0.50	-0.17
40934	C	0	15	26	0.87	0.29	2.28	0.10
40934	D	0	8	14	-1.12	0.84	0.82	-0.44
40935	*	-1	4820	99	1.00	0.02	0.00	0.02
40935	A	1	45	70	1.28	0.15	0.78	0.57
40935	B	0	9	14	-0.16	0.47	1.07	-0.26
40935	C	0	6	9	-0.07	0.37	0.71	-0.19
40935	D	0	4	6	-1.85	1.20	0.38	-0.47
40936	*	-1	4832	99	1.00	0.02	0.00	0.02
40936	A	1	39	75	0.94	0.19	1.58	0.37
40936	B	0	7	13	0.27	0.29	1.11	-0.15
40936	C	0	2	4	-0.53	0.56	0.44	-0.22
40936	D	0	4	8	-0.34	0.08	0.46	-0.26
40937	*	-1	4834	99	1.00	0.02	0.00	0.03
40937	A	1	23	46	1.32	0.15	0.78	0.48
40937	B	0	6	12	-0.56	0.35	0.35	-0.36
40937	C	0	14	28	0.77	0.30	1.63	0.05
40937	D	0	7	14	-0.67	0.64	0.44	-0.43

ItemID	Response	SCORE	n	n %	Avg. Prsn Msr	SE	OUT.MSQ	PTME
40938	*	-1	4597	94	0.97	0.02	0.00	-0.10
40938	A	1	202	70	1.88	0.08	0.96	0.49
40938	B	0	38	13	0.55	0.13	0.70	-0.30
40938	C	0	40	14	0.71	0.14	0.96	-0.26
40938	D	0	7	2	-0.13	0.40	0.37	-0.21
40939	*	-1	4832	99	1.00	0.02	0.00	0.01
40939	A	1	24	46	1.56	0.25	1.02	0.52
40939	B	0	9	17	0.21	0.21	0.66	-0.24
40939	C	0	14	27	0.34	0.32	1.28	-0.25
40939	D	0	5	10	0.08	0.38	0.60	-0.20
40940	*	-1	4827	99	1.00	0.02	0.00	0.05
40940	A	1	28	49	0.77	0.20	1.15	0.35
40940	B	0	20	35	0.06	0.17	0.94	-0.29
40940	C	0	3	5	0.17	0.28	0.84	-0.07
40940	D	0	6	11	0.25	0.25	1.04	-0.07
40941	*	-1	4829	99	1.00	0.02	0.00	0.04
40941	A	1	48	87	0.66	0.18	1.35	0.22
40941	B	0	4	7	0.28	0.32	1.35	-0.06
40941	C	0	2	4	-0.71	0.85	0.62	-0.20
40941	D	0	1	2	-0.65	0.00	0.48	-0.13
40942	*	-1	4835	99	1.00	0.02	0.00	0.01
40942	A	1	16	33	1.95	0.31	0.66	0.58
40942	B	0	5	10	0.39	0.48	0.90	-0.13
40942	C	0	16	33	0.63	0.13	0.86	-0.14
40942	D	0	12	24	0.01	0.37	0.80	-0.39
40943	*	-1	4826	99	1.00	0.02	0.00	0.01
40943	A	1	37	64	1.36	0.19	0.92	0.57
40943	B	0	11	19	-0.44	0.21	0.43	-0.50
40943	C	0	4	7	0.64	0.25	1.14	-0.04
40943	D	0	6	10	0.02	0.38	0.78	-0.22

ItemID	Response	SCORE	n	n %	Avg. Prsn Msr	SE	OUT.MSQ	PTME
40944	*	-1	4834	99	1.00	0.02	0.00	0.01
40944	A	1	9	18	1.04	0.36	2.17	0.06
40944	B	0	18	36	0.33	0.29	0.66	-0.31
40944	C	0	14	28	1.56	0.36	2.79	0.32
40944	D	0	9	18	0.75	0.46	1.09	-0.05
40945	*	-1	4833	99	1.00	0.02	0.00	0.03
40945	A	1	35	69	1.19	0.20	0.83	0.57
40945	B	0	8	16	-0.23	0.28	0.69	-0.29
40945	C	0	3	6	0.47	0.29	1.17	-0.04
40945	D	0	5	10	-1.32	0.39	0.24	-0.50
40946	*	-1	4822	99	1.00	0.02	0.00	0.01
40946	A	1	23	37	1.52	0.23	0.97	0.45
40946	B	0	17	27	0.78	0.24	1.26	-0.03
40946	C	0	7	11	-0.02	0.53	0.67	-0.27
40946	D	0	15	24	0.27	0.19	0.66	-0.28
40947	*	-1	4828	99	1.00	0.02	0.00	0.04
40947	A	1	25	45	1.15	0.31	1.30	0.40
40947	B	0	4	7	0.56	0.33	1.24	0.00
40947	C	0	12	21	0.14	0.21	0.88	-0.16
40947	D	0	15	27	-0.12	0.28	0.89	-0.30
40948	*	-1	4829	99	1.00	0.02	0.00	0.04
40948	A	1	13	24	1.30	0.46	2.41	0.38
40948	B	0	15	27	0.58	0.14	0.92	0.04
40948	C	0	9	16	0.14	0.29	0.64	-0.14
40948	D	0	18	33	0.08	0.24	0.76	-0.26
40949	*	-1	4828	99	1.00	0.02	0.00	0.03
40949	A	1	36	64	1.09	0.17	0.97	0.47
40949	B	0	7	13	0.56	0.19	1.13	-0.04
40949	C	0	6	11	-0.06	0.48	0.86	-0.22
40949	D	0	7	13	-0.65	0.49	0.55	-0.43

ItemID	Response	SCORE	n	n %	Avg. Prsn Msr	SE	OUT.MSQ	PTME
40950	*	-1	4830	99	1.00	0.02	0.00	0.04
40950	A	1	19	35	1.49	0.39	1.35	0.44
40950	B	0	5	9	-0.40	0.32	0.43	-0.17
40950	C	0	17	31	0.36	0.29	1.32	-0.06
40950	D	0	13	24	-0.41	0.49	0.89	-0.31
40951	*	-1	4828	99	0.99	0.02	0.00	-0.02
40951	A	1	52	93	1.39	0.22	0.91	0.28
40951	B	0	1	2	2.23	0.00	6.36	0.08
40951	C	0	3	5	-1.21	0.21	0.21	-0.37
40951	D	0	0	0	0.00	0.00	0.00	0.00
40952	*	-1	4823	99	1.00	0.02	0.00	0.02
40952	A	1	50	82	0.96	0.16	0.84	0.42
40952	B	0	1	2	0.69	0.00	1.44	0.00
40952	C	0	6	10	0.01	0.53	1.63	-0.19
40952	D	0	4	7	-1.18	0.26	0.25	-0.41
40953	*	-1	4822	99	1.00	0.02	0.00	-0.01
40953	A	1	36	58	1.69	0.22	0.93	0.44
40953	B	0	6	10	0.01	0.55	0.60	-0.23
40953	C	0	9	15	0.70	0.50	2.87	-0.11
40953	D	0	11	18	0.11	0.56	0.98	-0.29
40954	*	-1	4829	99	1.00	0.02	0.00	0.02
40954	A	1	21	38	1.21	0.20	0.98	0.38
40954	B	0	15	27	0.73	0.23	1.36	0.01
40954	C	0	8	15	0.54	0.35	1.05	-0.07
40954	D	0	11	20	-0.10	0.30	0.54	-0.40
40955	*	-1	4828	99	0.99	0.02	0.00	-0.02
40955	A	1	42	75	1.63	0.22	0.93	0.46
40955	B	0	5	9	0.24	0.34	0.71	-0.23
40955	C	0	6	11	0.41	0.34	0.81	-0.21
40955	D	0	3	5	-0.53	0.13	0.26	-0.30

ItemID	Response	SCORE	n	n %	Avg. Prsn Msr	SE	OUT.MSQ	PTME
40956	*	-1	4833	99	1.00	0.02	0.00	0.02
40956	A	1	34	67	1.32	0.23	0.86	0.54
40956	B	0	4	8	0.05	0.32	0.75	-0.13
40956	C	0	4	8	0.52	0.92	2.71	-0.04
40956	D	0	9	18	-1.10	0.36	0.32	-0.54
40957	*	-1	4832	99	1.00	0.02	0.00	0.02
40957	A	1	45	87	0.93	0.12	0.85	0.48
40957	B	0	1	2	1.58	0.00	3.07	0.12
40957	C	0	4	8	-0.74	0.42	0.39	-0.47
40957	D	0	2	4	-0.63	0.55	0.39	-0.30
40958	*	-1	4632	95	0.97	0.02	0.00	-0.08
40958	A	1	158	63	1.84	0.08	0.89	0.47
40958	B	0	35	14	0.66	0.17	0.87	-0.28
40958	C	0	51	20	0.99	0.12	1.03	-0.20
40958	D	0	8	3	-0.31	0.26	0.26	-0.28
40959	*	-1	4810	98	1.00	0.02	0.00	0.00
40959	A	1	43	58	1.35	0.24	1.06	0.32
40959	B	0	2	3	0.05	0.22	0.56	-0.11
40959	C	0	12	16	0.16	0.26	0.90	-0.25
40959	D	0	17	23	0.64	0.29	2.42	-0.12
40960	*	-1	4830	99	1.00	0.02	0.00	0.02
40960	A	1	18	33	1.70	0.18	0.65	0.45
40960	B	0	0	0	0.00	0.00	0.00	0.00
40960	C	0	25	46	0.60	0.19	0.99	-0.12
40960	D	0	11	20	-0.30	0.67	0.74	-0.38
40961	*	-1	4828	99	1.00	0.02	0.00	0.03
40961	A	1	51	91	0.79	0.20	3.17	0.31
40961	B	0	3	5	0.36	0.35	1.78	-0.05
40961	C	0	1	2	-1.17	0.00	0.34	-0.16
40961	D	0	1	2	-4.05	0.00	0.02	-0.42

ItemID	Response	SCORE	n	n %	Avg. Prsn Msr	SE	OUT.MSQ	PTME
40962	*	-1	4829	99	1.00	0.02	0.00	0.03
40962	A	1	42	76	0.78	0.15	1.00	0.33
40962	B	0	5	9	0.19	0.23	0.93	-0.12
40962	C	0	5	9	-0.29	0.65	0.90	-0.27
40962	D	0	3	5	0.07	0.42	0.85	-0.12
40963	*	-1	4825	99	1.00	0.02	0.00	0.03
40963	A	1	45	76	0.94	0.17	0.96	0.42
40963	B	0	3	5	-1.07	0.70	0.40	-0.35
40963	C	0	9	15	-0.11	0.22	0.75	-0.28
40963	D	0	2	3	0.72	0.41	1.52	0.01
40964	*	-1	4834	99	1.00	0.02	0.00	0.02
40964	A	1	38	76	1.13	0.23	1.02	0.44
40964	B	0	2	4	-0.53	1.53	0.98	-0.19
40964	C	0	10	20	-0.29	0.23	0.65	-0.37
40964	D	0	0	0	0.00	0.00	0.00	0.00
40965	*	-1	4830	99	1.00	0.02	0.00	0.01
40965	A	1	38	70	1.33	0.21	0.84	0.49
40965	B	0	4	7	1.00	0.67	2.71	0.02
40965	C	0	4	7	-0.29	0.45	0.57	-0.24
40965	D	0	8	15	-0.67	0.25	0.37	-0.47
40966	*	-1	4834	99	1.00	0.02	0.00	0.00
40966	A	1	36	72	1.34	0.26	1.09	0.39
40966	B	0	3	6	0.62	0.28	1.27	-0.05
40966	C	0	6	12	-0.03	0.61	1.54	-0.23
40966	D	0	5	10	-0.49	0.74	1.01	-0.30
40967	*	-1	4829	99	1.00	0.02	0.00	0.01
40967	A	1	19	35	2.03	0.39	1.35	0.57
40967	B	0	8	15	0.42	0.39	0.93	-0.14
40967	C	0	2	4	-0.20	0.48	0.36	-0.15
40967	D	0	26	47	0.31	0.15	0.69	-0.39

ItemID	Response	SCORE	n	n %	Avg. Prsn Msr	SE	OUT.MSQ	PTME
40968	*	-1	4829	99	1.00	0.02	0.00	0.01
40968	A	1	19	35	1.38	0.34	1.41	0.32
40968	B	0	9	16	0.31	0.24	0.65	-0.21
40968	C	0	7	13	0.72	0.38	1.14	-0.05
40968	D	0	20	36	0.69	0.21	1.02	-0.12
40969	*	-1	4827	99	1.00	0.02	0.00	-0.01
40969	A	1	17	30	1.62	0.35	1.39	0.32
40969	B	0	17	30	1.09	0.17	1.07	0.01
40969	C	0	3	5	0.11	0.30	0.37	-0.20
40969	D	0	20	35	0.72	0.24	1.12	-0.22
40970	*	-1	4829	99	1.00	0.02	0.00	0.04
40970	A	1	11	20	1.52	0.45	1.16	0.42
40970	B	0	12	22	0.06	0.31	0.82	-0.17
40970	C	0	9	16	0.42	0.41	1.22	-0.01
40970	D	0	23	42	0.17	0.22	0.83	-0.19
40971	*	-1	4824	99	1.00	0.02	0.00	0.00
40971	A	1	41	68	1.20	0.19	1.25	0.25
40971	B	0	3	5	0.88	0.51	1.33	-0.02
40971	C	0	10	17	0.82	0.29	1.53	-0.06
40971	D	0	6	10	-0.16	0.72	0.91	-0.30
40972	*	-1	4833	99	1.00	0.02	0.00	0.00
40972	A	1	31	61	1.34	0.31	2.81	0.32
40972	B	0	7	14	0.58	0.33	1.20	-0.10
40972	C	0	6	12	0.50	0.17	0.86	-0.11
40972	D	0	7	14	0.04	0.29	0.64	-0.25
40973	*	-1	4834	99	1.00	0.02	0.00	0.03
40973	A	1	22	44	1.19	0.28	3.32	0.38
40973	B	0	9	18	0.32	0.21	0.79	-0.08
40973	C	0	8	16	0.44	0.49	1.93	-0.04
40973	D	0	11	22	-0.37	0.56	0.70	-0.34

ItemID	Response	SCORE	n	n %	Avg. Prsn Msr	SE	OUT.MSQ	PTME
40974	*	-1	4832	99	1.00	0.02	0.00	0.00
40974	A	1	19	37	1.58	0.42	1.59	0.27
40974	B	0	14	27	1.36	0.39	6.35	0.13
40974	C	0	11	21	-0.09	0.24	0.48	-0.38
40974	D	0	8	15	0.76	0.29	1.07	-0.08
40975	*	-1	4828	99	1.00	0.02	0.00	0.00
40975	A	1	14	25	1.33	0.40	2.11	0.19
40975	B	0	25	45	1.20	0.18	1.40	0.19
40975	C	0	8	14	0.28	0.27	0.52	-0.27
40975	D	0	9	16	0.45	0.14	0.52	-0.22
40976	*	-1	4830	99	1.00	0.02	0.00	0.02
40976	A	1	16	30	1.81	0.37	0.86	0.53
40976	B	0	16	30	0.34	0.24	0.84	-0.21
40976	C	0	6	11	0.42	0.29	0.81	-0.09
40976	D	0	16	30	0.25	0.25	0.82	-0.26
40977	*	-1	4837	99	1.00	0.02	0.00	0.03
40977	A	1	23	49	1.08	0.28	1.23	0.30
40977	B	0	3	6	0.19	0.75	1.15	-0.09
40977	C	0	5	11	0.62	0.26	1.13	-0.01
40977	D	0	16	34	0.19	0.36	1.28	-0.26
40978	*	-1	4835	99	1.00	0.02	0.00	0.02
40978	A	1	20	41	1.26	0.38	1.35	0.29
40978	B	0	11	22	0.46	0.22	1.05	-0.13
40978	C	0	8	16	1.04	0.16	1.56	0.08
40978	D	0	10	20	-0.02	0.39	0.75	-0.30
40979	*	-1	4833	99	1.00	0.02	0.00	0.00
40979	A	1	25	49	1.54	0.32	2.26	0.32
40979	B	0	10	20	0.95	0.47	2.81	-0.02
40979	C	0	10	20	0.79	0.34	1.24	-0.06
40979	D	0	6	12	-0.78	0.76	0.41	-0.40

ItemID	Response	SCORE	n	n %	Avg. Prsn Msr	SE	OUT.MSQ	PTME
40980	*	-1	4827	99	1.00	0.02	0.00	0.01
40980	A	1	23	40	1.56	0.25	0.89	0.42
40980	B	0	3	5	0.59	0.27	0.75	-0.04
40980	C	0	16	28	0.85	0.27	2.13	0.01
40980	D	0	15	26	-0.29	0.43	0.64	-0.46
40981	*	-1	4829	99	1.00	0.02	0.00	0.04
40981	A	1	21	38	1.05	0.22	1.02	0.40
40981	B	0	4	7	-0.22	0.65	0.69	-0.19
40981	C	0	8	15	0.90	0.30	1.69	0.15
40981	D	0	22	40	-0.01	0.19	0.76	-0.40
40982	*	-1	4826	99	1.00	0.02	0.00	0.04
40982	A	1	23	40	1.05	0.20	0.94	0.41
40982	B	0	10	17	0.28	0.26	0.93	-0.14
40982	C	0	5	9	0.63	0.53	1.45	0.02
40982	D	0	20	34	0.14	0.17	0.80	-0.33
40983	*	-1	4639	95	0.99	0.02	0.00	-0.04
40983	A	1	160	65	1.56	0.08	1.07	0.42
40983	B	0	35	14	0.51	0.10	0.70	-0.28
40983	C	0	39	16	0.79	0.13	1.09	-0.18
40983	D	0	11	4	0.38	0.24	0.67	-0.17
40984	*	-1	4828	99	1.00	0.02	0.00	0.04
40984	A	1	18	32	1.36	0.27	0.95	0.48
40984	B	0	7	13	0.11	0.30	0.66	-0.14
40984	C	0	12	21	0.61	0.29	1.26	0.03
40984	D	0	19	34	-0.13	0.23	0.64	-0.40
40985	*	-1	4835	99	1.00	0.02	0.00	0.02
40985	A	1	17	35	1.53	0.25	0.85	0.45
40985	B	0	11	22	1.04	0.36	1.64	0.11
40985	C	0	4	8	0.05	0.41	0.51	-0.19
40985	D	0	17	35	0.08	0.23	0.59	-0.44

ItemID	Response	SCORE	n	n %	Avg. Prsn Msr	SE	OUT.MSQ	PTME
40986	*	-1	4829	99	1.00	0.02	0.00	0.02
40986	A	1	21	38	1.31	0.30	1.43	0.39
40986	B	0	18	33	0.42	0.19	0.94	-0.20
40986	C	0	7	13	0.28	0.36	0.80	-0.15
40986	D	0	9	16	0.44	0.33	1.00	-0.12
40987	*	-1	4836	99	1.00	0.02	0.00	0.01
40987	A	1	16	33	2.59	0.47	0.76	0.62
40987	B	0	12	25	0.60	0.16	0.74	-0.09
40987	C	0	4	8	0.12	0.34	0.48	-0.12
40987	D	0	16	33	-0.38	0.45	0.59	-0.46
40988	*	-1	4823	99	1.00	0.02	0.00	0.04
40988	A	1	53	87	0.81	0.16	1.14	0.50
40988	B	0	1	2	0.25	0.00	1.34	-0.03
40988	C	0	2	3	-2.36	0.48	0.11	-0.39
40988	D	0	5	8	-1.05	0.79	0.70	-0.35
40989	*	-1	4641	95	0.98	0.02	0.00	-0.05
40989	A	1	222	91	1.38	0.07	0.98	0.34
40989	B	0	5	2	-0.10	0.36	0.52	-0.18
40989	C	0	12	5	0.42	0.28	1.11	-0.17
40989	D	0	4	2	-0.99	0.82	0.30	-0.26
40990	*	-1	4828	99	1.00	0.02	0.00	0.03
40990	A	1	43	77	1.09	0.22	1.00	0.45
40990	B	0	4	7	0.16	0.30	0.94	-0.09
40990	C	0	3	5	-0.22	0.80	1.13	-0.13
40990	D	0	6	11	-1.47	0.94	0.57	-0.44
40991	*	-1	4828	99	1.00	0.02	0.00	0.02
40991	A	1	49	88	0.89	0.15	0.99	0.36
40991	B	0	2	4	0.12	0.09	0.76	-0.12
40991	C	0	1	2	-0.07	0.00	0.63	-0.11
40991	D	0	4	7	-0.42	0.33	0.53	-0.32

ItemID	Response	SCORE	n	n %	Avg. Prsn Msr	SE	OUT.MSQ	PTME
40992	*	-1	4829	99	1.00	0.02	0.00	0.02
40992	A	1	38	69	1.28	0.20	0.78	0.55
40992	B	0	7	13	0.09	0.43	1.05	-0.19
40992	C	0	5	9	-0.76	0.28	0.35	-0.35
40992	D	0	5	9	-0.64	0.30	0.41	-0.32
40993	*	-1	4816	99	1.00	0.02	0.00	0.00
40993	A	1	45	66	1.29	0.22	1.19	0.34
40993	B	0	18	26	0.41	0.18	1.04	-0.24
40993	C	0	3	4	-0.14	0.36	0.52	-0.17
40993	D	0	2	3	0.02	0.07	0.54	-0.12
40994	*	-1	4826	99	1.00	0.02	0.00	0.00
40994	A	1	39	67	1.51	0.21	0.89	0.54
40994	B	0	1	2	0.16	0.00	0.59	-0.08
40994	C	0	12	21	0.05	0.16	0.61	-0.37
40994	D	0	6	10	-0.20	0.23	0.47	-0.31
40995	*	-1	4836	99	1.00	0.02	0.00	0.01
40995	A	1	31	65	1.38	0.25	0.90	0.46
40995	B	0	5	10	0.47	0.21	0.94	-0.12
40995	C	0	9	19	-0.06	0.27	0.68	-0.35
40995	D	0	3	6	-0.04	0.73	0.92	-0.19
40996	*	-1	4828	99	1.00	0.02	0.00	0.02
40996	A	1	30	54	1.45	0.19	0.73	0.62
40996	B	0	3	5	-0.26	0.57	0.51	-0.21
40996	C	0	18	32	0.02	0.16	0.64	-0.45
40996	D	0	5	9	0.13	0.35	0.73	-0.18
40997	*	-1	4828	99	1.00	0.02	0.00	0.03
40997	A	1	20	36	1.42	0.35	1.22	0.49
40997	B	0	7	13	-0.02	0.32	0.68	-0.19
40997	C	0	25	45	0.18	0.14	0.76	-0.30
40997	D	0	4	7	0.11	0.59	0.95	-0.11

ItemID	Response	SCORE	n	n %	Avg. Prsn Msr	SE	OUT.MSQ	PTME
40998	*	-1	4828	99	1.00	0.02	0.00	0.02
40998	A	1	30	54	1.51	0.25	0.82	0.54
40998	B	0	4	7	-0.45	0.55	0.48	-0.22
40998	C	0	20	36	0.19	0.16	0.81	-0.27
40998	D	0	2	4	-2.62	2.33	0.20	-0.43
40999	*	-1	4829	99	1.00	0.02	0.00	-0.01
40999	A	1	38	69	1.59	0.26	1.03	0.43
40999	B	0	11	20	0.60	0.18	1.10	-0.18
40999	C	0	5	9	-0.46	0.27	0.37	-0.33
40999	D	0	1	2	-1.74	0.00	0.09	-0.25
41000	*	-1	4837	99	1.00	0.02	0.00	0.01
41000	A	1	34	72	1.19	0.21	0.92	0.43
41000	B	0	3	6	0.12	0.56	0.89	-0.15
41000	C	0	2	4	0.77	0.46	1.36	-0.01
41000	D	0	8	17	-0.33	0.45	0.76	-0.41
41001	*	-1	4825	99	1.00	0.02	0.00	0.04
41001	A	1	33	56	1.06	0.17	0.97	0.43
41001	B	0	7	12	-0.09	0.41	0.79	-0.18
41001	C	0	14	24	0.26	0.24	1.05	-0.12
41001	D	0	5	8	-1.14	1.18	0.61	-0.39
41002	*	-1	4828	99	1.00	0.02	0.00	0.00
41002	A	1	30	54	1.37	0.25	1.31	0.32
41002	B	0	10	18	1.24	0.33	2.08	0.09
41002	C	0	11	20	0.09	0.25	0.59	-0.34
41002	D	0	5	9	0.12	0.53	0.66	-0.21
41003	*	-1	4833	99	1.00	0.02	0.00	0.01
41003	A	1	25	49	1.41	0.33	1.36	0.36
41003	B	0	15	29	0.70	0.33	2.10	-0.05
41003	C	0	5	10	0.13	0.36	0.67	-0.14
41003	D	0	6	12	-0.69	0.75	0.54	-0.35

ItemID	Response	SCORE	n	n %	Avg. Prsn Msr	SE	OUT.MSQ	PTME
41004	*	-1	4829	99	1.00	0.02	0.00	0.04
41004	A	1	26	47	1.33	0.36	1.15	0.41
41004	B	0	6	11	-0.10	0.68	2.38	-0.13
41004	C	0	14	25	0.34	0.22	1.22	-0.08
41004	D	0	9	16	-0.81	0.60	0.61	-0.35
41005	*	-1	4830	99	1.00	0.02	0.00	0.03
41005	A	1	25	46	1.01	0.20	1.17	0.30
41005	B	0	5	9	1.03	0.20	1.47	0.11
41005	C	0	10	19	0.50	0.24	1.07	-0.09
41005	D	0	14	26	0.11	0.32	0.91	-0.33
41006	*	-1	4823	99	1.00	0.02	0.00	0.01
41006	A	1	30	49	1.29	0.24	1.25	0.33
41006	B	0	3	5	0.21	0.30	0.59	-0.12
41006	C	0	15	25	0.49	0.34	1.32	-0.17
41006	D	0	13	21	0.49	0.24	1.07	-0.16
41007	*	-1	4823	99	1.00	0.02	0.00	0.02
41007	A	1	27	44	1.53	0.25	0.86	0.51
41007	B	0	9	15	0.43	0.30	1.15	-0.09
41007	C	0	11	18	0.32	0.36	1.31	-0.14
41007	D	0	14	23	-0.30	0.36	0.65	-0.40
41008	*	-1	4829	99	1.00	0.02	0.00	0.01
41008	A	1	30	55	1.11	0.26	1.55	0.26
41008	B	0	8	15	0.78	0.44	1.63	-0.01
41008	C	0	10	18	0.35	0.23	0.84	-0.18
41008	D	0	7	13	0.29	0.22	0.75	-0.17
41009	*	-1	4829	99	1.00	0.02	0.00	0.00
41009	A	1	26	47	1.59	0.30	1.24	0.43
41009	B	0	6	11	0.32	0.40	0.80	-0.16
41009	C	0	8	15	0.62	0.49	1.49	-0.10
41009	D	0	15	27	0.26	0.24	0.86	-0.30

ItemID	Response	SCORE	n	n %	Avg. Prsn Msr	SE	OUT.MSQ	PTME
41010	*	-1	4817	99	1.00	0.02	0.00	0.02
41010	A	-1	67	100	0.80	0.15	0.00	0.00
41010	B	-1	0	0	0.00	0.00	0.00	0.00
41010	C	-1	0	0	0.00	0.00	0.00	0.00
41010	D	-1	0	0	0.00	0.00	0.00	0.00
41011	*	-1	4827	99	1.00	0.02	0.00	0.03
41011	A	1	54	95	0.75	0.17	0.89	0.36
41011	B	0	1	2	-2.89	0.00	0.06	-0.36
41011	C	0	1	2	0.02	0.00	1.09	-0.06
41011	D	0	1	2	-1.09	0.00	0.36	-0.18
41012	*	-1	4822	99	1.00	0.02	0.00	0.00
41012	A	-1	62	100	0.97	0.15	0.00	0.00
41012	B	-1	0	0	0.00	0.00	0.00	0.00
41012	C	-1	0	0	0.00	0.00	0.00	0.00
41012	D	-1	0	0	0.00	0.00	0.00	0.00
41013	*	-1	4828	99	1.00	0.02	0.00	0.04
41013	A	-1	56	100	0.49	0.16	0.00	0.00
41013	B	-1	0	0	0.00	0.00	0.00	0.00
41013	C	-1	0	0	0.00	0.00	0.00	0.00
41013	D	-1	0	0	0.00	0.00	0.00	0.00
41014	*	-1	4831	99	1.00	0.02	0.00	0.04
41014	A	1	48	91	0.65	0.21	1.18	0.25
41014	B	0	0	0	0.00	0.00	0.00	0.00
41014	C	0	2	4	1.02	0.82	4.83	0.06
41014	D	0	3	6	-1.79	1.13	0.45	-0.36
41015	*	-1	4829	99	1.00	0.02	0.00	0.03
41015	A	-1	55	100	0.64	0.17	0.00	0.00
41015	B	-1	0	0	0.00	0.00	0.00	0.00
41015	C	-1	0	0	0.00	0.00	0.00	0.00
41015	D	-1	0	0	0.00	0.00	0.00	0.00

ItemID	Response	SCORE	n	n %	Avg. Prsn Msr	SE	OUT.MSQ	PTME
41016	*	-1	4816	99	1.00	0.02	0.00	0.01
41016	A	-1	68	100	0.87	0.13	0.00	0.00
41016	B	-1	0	0	0.00	0.00	0.00	0.00
41016	C	-1	0	0	0.00	0.00	0.00	0.00
41016	D	-1	0	0	0.00	0.00	0.00	0.00
41017	*	-1	4813	99	1.00	0.02	0.00	0.03
41017	A	1	66	93	0.69	0.14	1.11	0.08
41017	B	0	2	3	-0.08	0.24	0.80	-0.11
41017	C	0	3	4	0.64	0.78	2.99	0.00
41017	D	0	0	0	0.00	0.00	0.00	0.00
41018	*	-1	4831	99	1.00	0.02	0.00	0.03
41018	A	1	48	91	0.91	0.19	0.70	0.51
41018	B	0	1	2	-1.25	0.00	0.30	-0.17
41018	C	0	0	0	0.00	0.00	0.00	0.00
41018	D	0	4	8	-1.88	0.79	0.29	-0.48
41019	*	-1	4830	99	1.00	0.02	0.00	0.01
41019	A	1	47	87	1.05	0.19	0.86	0.40
41019	B	0	2	4	-0.96	1.93	0.99	-0.26
41019	C	0	3	6	-0.72	0.40	0.42	-0.28
41019	D	0	2	4	0.01	0.10	0.75	-0.12
41020	*	-1	4814	99	1.00	0.02	0.00	0.02
41020	A	1	61	87	0.93	0.16	0.99	0.36
41020	B	0	0	0	0.00	0.00	0.00	0.00
41020	C	0	2	3	-0.43	0.32	0.53	-0.16
41020	D	0	7	10	-0.43	0.25	0.63	-0.31
41021	*	-1	4833	99	1.00	0.02	0.00	0.01
41021	A	1	44	86	0.90	0.19	1.08	0.11
41021	B	0	2	4	1.47	1.46	6.76	0.10
41021	C	0	1	2	0.62	0.00	1.27	-0.03
41021	D	0	4	8	-0.02	0.58	1.02	-0.20

ItemID	Response	SCORE	n	n %	Avg. Prsn Msr	SE	OUT.MSQ	PTME
41022	*	-1	4832	99	1.00	0.02	0.00	0.01
41022	A	1	44	85	1.18	0.22	0.83	0.42
41022	B	0	2	4	0.71	0.16	1.53	-0.02
41022	C	0	1	2	-0.27	0.00	0.56	-0.11
41022	D	0	5	10	-1.24	0.46	0.29	-0.45
41023	*	-1	4829	99	1.00	0.02	0.00	0.03
41023	A	1	49	89	0.94	0.17	1.05	0.48
41023	B	0	3	5	-0.04	0.19	0.76	-0.12
41023	C	0	0	0	0.00	0.00	0.00	0.00
41023	D	0	3	5	-2.66	1.60	0.28	-0.54
41024	*	-1	4828	99	1.00	0.02	0.00	0.00
41024	A	1	45	80	1.12	0.18	1.07	0.17
41024	B	0	2	4	0.54	1.17	1.57	-0.08
41024	C	0	3	5	1.00	0.28	1.51	0.00
41024	D	0	6	11	0.43	0.62	2.15	-0.17
41025	*	-1	4834	99	1.00	0.02	0.00	0.04
41025	A	1	41	82	0.96	0.19	0.81	0.57
41025	B	0	3	6	-0.60	0.40	0.52	-0.18
41025	C	0	3	6	-1.51	0.48	0.23	-0.33
41025	D	0	3	6	-2.11	1.88	0.74	-0.42
41026	*	-1	4824	99	1.00	0.02	0.00	0.00
41026	A	1	51	85	1.16	0.20	1.09	0.33
41026	B	0	3	5	0.34	0.50	1.05	-0.09
41026	C	0	2	3	0.50	1.22	1.83	-0.05
41026	D	0	4	7	-1.21	1.37	0.89	-0.36
41027	*	-1	4829	99	1.00	0.02	0.00	0.04
41027	A	1	21	38	1.10	0.28	1.08	0.36
41027	B	0	4	7	0.09	0.75	1.51	-0.10
41027	C	0	8	15	0.33	0.41	1.61	-0.07
41027	D	0	22	40	0.14	0.23	1.08	-0.26

ItemID	Response	SCORE	n	n %	Avg. Prsn Msr	SE	OUT.MSQ	PTME
41028	*	-1	4811	99	1.00	0.02	0.00	0.03
41028	A	1	39	53	1.00	0.12	0.92	0.39
41028	B	0	11	15	0.36	0.25	1.08	-0.15
41028	C	0	8	11	0.43	0.38	1.39	-0.10
41028	D	0	15	21	0.20	0.24	0.93	-0.27
41029	*	-1	4826	99	1.00	0.02	0.00	0.00
41029	A	1	6	10	3.94	1.20	2.91	0.57
41029	B	0	1	2	-0.12	0.00	0.21	-0.09
41029	C	0	45	78	0.90	0.15	0.88	-0.13
41029	D	0	6	10	-0.77	0.74	0.42	-0.35
41030	*	-1	4827	99	1.00	0.02	0.00	0.02
41030	A	1	34	60	1.07	0.25	1.15	0.31
41030	B	0	5	9	0.35	0.34	1.08	-0.08
41030	C	0	7	12	0.59	0.59	3.63	-0.03
41030	D	0	11	19	-0.18	0.40	0.90	-0.30
41031	*	-1	4831	99	1.00	0.02	0.00	0.00
41031	A	1	33	62	1.63	0.28	0.88	0.47
41031	B	0	6	11	-0.18	0.38	0.60	-0.29
41031	C	0	0	0	0.00	0.00	0.00	0.00
41031	D	0	14	26	0.25	0.23	0.93	-0.32
41032	*	-1	4823	99	1.00	0.02	0.00	-0.01
41032	A	1	36	59	1.34	0.16	0.99	0.33
41032	B	0	8	13	1.55	0.37	2.76	0.19
41032	C	0	5	8	-0.17	0.20	0.35	-0.36
41032	D	0	12	20	0.41	0.20	0.71	-0.31
41033	*	-1	4830	99	1.00	0.02	0.00	0.01
41033	A	1	30	56	1.34	0.23	1.04	0.44
41033	B	0	12	22	0.60	0.30	1.37	-0.11
41033	C	0	4	7	-0.54	0.40	0.35	-0.32
41033	D	0	8	15	0.13	0.24	0.67	-0.25

ItemID	Response	SCORE	n	n %	Avg. Prsn Msr	SE	OUT.MSQ	PTME
41034	*	-1	4831	99	1.00	0.02	0.00	0.00
41034	A	1	33	62	1.44	0.18	0.95	0.48
41034	B	0	3	6	1.09	0.26	1.32	0.02
41034	C	0	5	9	0.70	0.51	1.27	-0.09
41034	D	0	12	23	-0.08	0.29	0.59	-0.50
41035	*	-1	4828	99	1.00	0.02	0.00	0.03
41035	A	1	20	36	1.52	0.35	1.24	0.44
41035	B	0	30	54	0.29	0.21	1.00	-0.30
41035	C	0	1	2	1.23	0.00	1.52	0.05
41035	D	0	5	9	-0.41	0.39	0.43	-0.24
41036	*	-1	4840	99	1.00	0.02	0.00	-0.02
41036	A	1	14	32	1.72	0.48	2.41	0.25
41036	B	0	28	64	1.02	0.22	1.11	-0.18
41036	C	0	0	0	0.00	0.00	0.00	0.00
41036	D	0	2	5	0.26	0.72	0.38	-0.15
41037	*	-1	4831	99	1.00	0.02	0.00	0.04
41037	A	1	14	26	1.10	0.30	1.52	0.27
41037	B	0	33	62	0.64	0.16	1.22	0.12
41037	C	0	2	4	-1.13	1.34	0.28	-0.25
41037	D	0	4	8	-1.72	0.95	0.21	-0.49
41038	*	-1	4829	99	1.00	0.02	0.00	0.03
41038	A	1	17	31	1.00	0.41	1.80	0.21
41038	B	0	34	62	0.53	0.17	1.49	-0.07
41038	C	0	0	0	0.00	0.00	0.00	0.00
41038	D	0	4	7	-0.53	0.22	0.32	-0.25
41039	*	-1	4821	99	1.00	0.02	0.00	0.03
41039	A	1	18	29	1.14	0.19	0.98	0.31
41039	B	0	41	65	0.55	0.16	1.25	-0.07
41039	C	0	2	3	-1.07	0.14	0.15	-0.28
41039	D	0	2	3	-1.45	0.29	0.11	-0.34

ItemID	Response	SCORE	n	n %	Avg. Prsn Msr	SE	OUT.MSQ	PTME
41040	*	-1	4827	99	0.99	0.02	0.00	-0.02
41040	A	1	16	28	2.28	0.58	2.93	0.39
41040	B	0	36	63	0.87	0.18	1.12	-0.32
41040	C	0	0	0	0.00	0.00	0.00	0.00
41040	D	0	5	9	0.88	0.39	0.94	-0.07
41041	*	-1	4832	99	1.00	0.02	0.00	0.03
41041	A	1	18	35	1.34	0.33	1.11	0.32
41041	B	0	30	58	0.65	0.20	1.53	0.01
41041	C	0	0	0	0.00	0.00	0.00	0.00
41041	D	0	4	8	-2.69	1.11	0.13	-0.59
41042	*	-1	4829	99	1.00	0.02	0.00	0.03
41042	A	1	14	25	1.19	0.45	1.72	0.27
41042	B	0	35	64	0.56	0.18	1.23	-0.06
41042	C	0	2	4	-0.29	0.65	0.41	-0.14
41042	D	0	4	7	-0.41	0.37	0.35	-0.23
41043	*	-1	4837	99	1.00	0.02	0.00	0.02
41043	A	1	43	91	0.76	0.15	1.00	0.25
41043	B	0	0	0	0.00	0.00	0.00	0.00
41043	C	0	1	2	-0.05	0.00	0.72	-0.10
41043	D	0	3	6	-0.21	0.77	1.04	-0.23
41044	*	-1	4830	99	1.00	0.02	0.00	0.00
41044	A	1	45	83	1.18	0.21	1.10	0.32
41044	B	0	9	17	0.00	0.20	0.70	-0.32
41044	C	0	0	0	0.00	0.00	0.00	0.00
41044	D	0	0	0	0.00	0.00	0.00	0.00
41045	*	-1	4813	99	1.00	0.02	0.00	0.02
41045	A	1	60	85	0.99	0.13	0.96	0.47
41045	B	0	9	13	-0.23	0.19	0.55	-0.29
41045	C	0	0	0	0.00	0.00	0.00	0.00
41045	D	0	2	3	-2.55	2.99	0.94	-0.44

ItemID	Response	SCORE	n	n %	Avg. Prsn Msr	SE	OUT.MSQ	PTME
41046	*	-1	4835	99	1.00	0.02	0.00	0.00
41046	A	1	48	98	1.03	0.15	0.92	0.29
41046	B	0	1	2	-1.22	0.00	0.18	-0.29
41046	C	0	0	0	0.00	0.00	0.00	0.00
41046	D	0	0	0	0.00	0.00	0.00	0.00
41047	*	-1	4830	99	1.00	0.02	0.00	0.01
41047	A	1	51	94	0.94	0.20	0.98	0.25
41047	B	0	1	2	-0.51	0.00	0.49	-0.13
41047	C	0	1	2	-0.34	0.00	0.58	-0.11
41047	D	0	1	2	-1.06	0.00	0.28	-0.18
41048	*	-1	4829	99	1.00	0.02	0.00	-0.01
41048	A	1	52	95	1.21	0.23	0.96	0.28
41048	B	0	0	0	0.00	0.00	0.00	0.00
41048	C	0	2	4	-1.32	0.48	0.24	-0.29
41048	D	0	1	2	0.31	0.00	1.12	-0.07
41049	*	-1	4830	99	1.00	0.02	0.00	-0.01
41049	A	1	49	91	1.30	0.17	0.89	0.37
41049	B	0	2	4	-1.02	0.33	0.21	-0.34
41049	C	0	1	2	0.00	0.00	0.54	-0.12
41049	D	0	2	4	0.20	1.05	1.06	-0.15
41050	*	-1	1835	38	1.36	0.03	0.00	0.22
41050	A	1	2676	88	0.98	0.02	0.92	0.41
41050	B	0	75	2	-0.41	0.13	1.20	-0.14
41050	C	0	153	5	-0.47	0.08	0.70	-0.22
41050	D	0	145	5	-0.99	0.13	0.59	-0.30
41051	*	-1	4811	99	1.00	0.02	0.00	0.03
41051	A	1	41	56	1.19	0.19	0.96	0.46
41051	B	0	10	14	-0.09	0.39	0.76	-0.25
41051	C	0	10	14	-0.14	0.24	0.63	-0.26
41051	D	0	12	16	0.30	0.27	1.09	-0.14

ItemID	Response	SCORE	n	n %	Avg. Prsn Msr	SE	OUT.MSQ	PTME
41052	*	-1	4825	99	1.00	0.02	0.00	0.02
41052	A	1	39	66	1.25	0.22	0.82	0.51
41052	B	0	2	3	-0.11	0.48	0.66	-0.11
41052	C	0	10	17	-0.27	0.40	1.06	-0.31
41052	D	0	8	14	-0.37	0.33	0.66	-0.30
41053	*	-1	4830	99	1.00	0.02	0.00	0.02
41053	A	1	37	69	1.10	0.17	1.06	0.44
41053	B	0	8	15	0.18	0.31	0.94	-0.23
41053	C	0	5	9	0.08	0.42	0.89	-0.21
41053	D	0	4	7	-0.14	0.50	0.77	-0.24
41054	*	-1	4828	99	1.00	0.02	0.00	0.00
41054	A	1	31	55	1.69	0.21	0.81	0.60
41054	B	0	12	21	0.53	0.24	0.97	-0.17
41054	C	0	4	7	-0.33	0.68	0.54	-0.27
41054	D	0	9	16	-0.38	0.20	0.33	-0.44
41055	*	-1	4823	99	1.00	0.02	0.00	0.04
41055	A	1	33	54	1.11	0.20	0.80	0.54
41055	B	0	11	18	-0.03	0.25	0.86	-0.21
41055	C	0	8	13	-0.01	0.13	0.69	-0.17
41055	D	0	9	15	-0.56	0.41	0.57	-0.37
41056	*	-1	4830	99	1.00	0.02	0.00	0.01
41056	A	1	32	59	1.45	0.27	0.92	0.48
41056	B	0	9	17	-0.31	0.28	0.55	-0.36
41056	C	0	5	9	0.61	0.27	1.19	-0.06
41056	D	0	8	15	0.02	0.33	0.82	-0.24
41057	*	-1	4829	99	1.00	0.02	0.00	0.00
41057	A	1	39	71	1.44	0.21	0.87	0.50
41057	B	0	9	16	0.04	0.19	0.60	-0.34
41057	C	0	4	7	0.24	0.38	0.78	-0.17
41057	D	0	3	5	-0.28	0.55	0.48	-0.24

ItemID	Response	SCORE	n	n %	Avg. Prsn Msr	SE	OUT.MSQ	PTME
41058	*	-1	4830	99	1.01	0.02	0.00	0.05
41058	A	1	34	63	0.91	0.19	0.81	0.59
41058	B	0	4	7	-0.10	0.46	1.04	-0.10
41058	C	0	5	9	-0.75	0.24	0.46	-0.28
41058	D	0	11	20	-0.75	0.28	0.58	-0.44
41059	*	-1	4826	99	1.00	0.02	0.00	0.00
41059	A	1	35	60	1.39	0.19	0.99	0.47
41059	B	0	5	9	0.75	0.31	1.12	-0.05
41059	C	0	9	16	0.28	0.34	0.80	-0.24
41059	D	0	9	16	-0.03	0.24	0.53	-0.36
41060	*	-1	4827	99	1.00	0.02	0.00	0.00
41060	A	1	32	56	1.56	0.18	0.76	0.51
41060	B	0	3	5	-0.66	0.39	0.24	-0.30
41060	C	0	8	14	0.89	0.30	1.17	-0.03
41060	D	0	14	25	0.05	0.37	0.98	-0.41
41061	*	-1	4828	99	1.00	0.02	0.00	-0.01
41061	A	1	43	77	1.53	0.18	0.80	0.55
41061	B	0	7	13	0.17	0.29	0.71	-0.27
41061	C	0	1	2	-0.43	0.00	0.31	-0.16
41061	D	0	5	9	-0.66	0.28	0.28	-0.42
41062	*	-1	4829	99	1.00	0.02	0.00	0.01
41062	A	1	35	64	1.42	0.20	0.72	0.55
41062	B	0	2	4	1.22	0.41	1.92	0.05
41062	C	0	11	20	-0.25	0.16	0.46	-0.47
41062	D	0	7	13	0.07	0.30	0.75	-0.26
41063	*	-1	4830	99	1.00	0.02	0.00	0.02
41063	A	1	31	57	1.30	0.18	0.85	0.60
41063	B	0	8	15	0.18	0.19	0.72	-0.20
41063	C	0	9	17	0.02	0.25	0.68	-0.28
41063	D	0	6	11	-0.54	0.38	0.42	-0.40

ItemID	Response	SCORE	n	n %	Avg. Prsn Msr	SE	OUT.MSQ	PTME
41064	*	-1	4829	99	1.00	0.02	0.00	-0.02
41064	A	1	49	89	1.41	0.17	1.00	0.41
41064	B	0	2	4	-0.46	0.75	0.41	-0.26
41064	C	0	2	4	-0.01	0.12	0.50	-0.19
41064	D	0	2	4	-0.26	0.09	0.39	-0.23
41065	*	-1	4834	99	1.00	0.02	0.00	0.00
41065	A	1	43	86	1.15	0.19	0.99	0.32
41065	B	0	2	4	-0.09	0.27	0.52	-0.18
41065	C	0	2	4	0.82	0.54	1.43	-0.03
41065	D	0	3	6	-0.40	0.21	0.38	-0.29
41066	*	-1	4829	99	1.00	0.02	0.00	0.02
41066	A	1	37	67	1.10	0.22	1.02	0.45
41066	B	0	3	5	0.53	0.15	1.14	-0.03
41066	C	0	7	13	-0.07	0.21	0.71	-0.23
41066	D	0	8	15	-0.41	0.14	0.47	-0.36
41067	*	-1	4830	99	1.00	0.02	0.00	0.04
41067	A	1	43	80	1.01	0.19	0.76	0.55
41067	B	0	2	4	-1.94	1.32	0.23	-0.31
41067	C	0	4	7	-0.31	0.70	1.37	-0.16
41067	D	0	5	9	-1.52	0.92	0.48	-0.42
41068	*	-1	4838	99	1.00	0.02	0.00	0.01
41068	A	1	36	78	1.26	0.17	0.79	0.55
41068	B	0	1	2	1.17	0.00	1.86	0.03
41068	C	0	5	11	-0.65	0.55	0.59	-0.43
41068	D	0	4	9	-0.49	0.50	0.52	-0.34
41069	*	-1	4825	99	1.00	0.02	0.00	0.04
41069	A	1	42	71	0.83	0.19	1.11	0.41
41069	B	0	6	10	-0.74	0.51	0.63	-0.33
41069	C	0	7	12	0.29	0.28	1.26	-0.06
41069	D	0	4	7	-0.82	0.51	0.49	-0.28

ItemID	Response	SCORE	n	n %	Avg. Prsn Msr	SE	OUT.MSQ	PTME
41070	*	-1	4821	99	1.00	0.02	0.00	0.03
41070	A	1	50	79	0.91	0.17	1.15	0.35
41070	B	0	3	5	-0.62	0.31	0.41	-0.25
41070	C	0	5	8	-0.22	0.33	0.71	-0.23
41070	D	0	5	8	0.34	0.48	1.47	-0.09
41071	*	-1	4833	99	1.00	0.02	0.00	0.01
41071	A	1	43	84	1.21	0.18	0.79	0.51
41071	B	0	3	6	0.14	0.21	0.78	-0.14
41071	C	0	2	4	-1.54	1.55	0.34	-0.37
41071	D	0	3	6	-0.96	0.45	0.31	-0.35
41072	*	-1	4830	99	1.00	0.02	0.00	0.03
41072	A	1	43	80	0.87	0.16	0.97	0.37
41072	B	0	6	11	-0.17	0.30	0.71	-0.29
41072	C	0	3	6	0.35	0.61	1.33	-0.07
41072	D	0	2	4	-0.48	0.18	0.43	-0.22
41073	*	-1	4822	99	1.00	0.02	0.00	0.02
41073	A	1	51	82	0.93	0.13	0.89	0.44
41073	B	0	8	13	-0.29	0.26	0.64	-0.37
41073	C	0	1	2	1.96	0.00	4.78	0.15
41073	D	0	2	3	-1.36	0.82	0.23	-0.36
41074	*	-1	4828	99	1.00	0.02	0.00	0.01
41074	A	1	46	82	0.99	0.16	0.98	0.32
41074	B	0	4	7	-0.09	0.45	0.68	-0.24
41074	C	0	5	9	0.12	0.43	0.88	-0.21
41074	D	0	1	2	0.65	0.00	1.12	-0.02
41075	*	-1	4830	99	1.00	0.02	0.00	0.01
41075	A	1	39	72	1.22	0.15	0.89	0.46
41075	B	0	5	9	0.06	0.33	0.63	-0.28
41075	C	0	5	9	0.61	0.31	1.01	-0.10
41075	D	0	5	9	-0.14	0.55	0.64	-0.34

ItemID	Response	SCORE	n	n %	Avg. Prsn Msr	SE	OUT.MSQ	PTME
41076	*	-1	4826	99	1.00	0.02	0.00	0.05
41076	A	1	44	76	0.82	0.15	0.91	0.54
41076	B	0	4	7	0.11	0.54	1.30	-0.06
41076	C	0	1	2	-0.36	0.00	0.56	-0.08
41076	D	0	9	16	-1.37	0.58	0.45	-0.57
41077	*	-1	4829	99	1.00	0.02	0.00	0.02
41077	A	1	31	56	1.18	0.18	1.03	0.40
41077	B	0	15	27	0.44	0.21	0.97	-0.21
41077	C	0	2	4	1.49	0.10	2.11	0.12
41077	D	0	7	13	-0.24	0.45	0.59	-0.38
41078	*	-1	4811	99	1.00	0.02	0.00	0.03
41078	A	1	32	44	1.56	0.16	0.62	0.67
41078	B	0	18	25	0.04	0.23	0.77	-0.30
41078	C	0	4	5	-0.08	0.22	0.48	-0.15
41078	D	0	19	26	-0.11	0.20	0.64	-0.39
41079	*	-1	4822	99	1.00	0.02	0.00	0.04
41079	A	1	41	66	1.04	0.19	0.88	0.55
41079	B	0	3	5	-1.00	0.12	0.29	-0.25
41079	C	0	14	23	-0.41	0.27	0.83	-0.36
41079	D	0	4	6	-0.76	0.65	0.61	-0.24
41080	*	-1	4814	99	1.00	0.02	0.00	0.02
41080	A	1	40	57	1.32	0.19	0.92	0.47
41080	B	0	5	7	0.06	0.67	1.58	-0.16
41080	C	0	9	13	0.66	0.17	1.08	-0.04
41080	D	0	16	23	-0.15	0.27	0.66	-0.41
41081	*	-1	4832	99	1.00	0.02	0.00	0.01
41081	A	1	33	63	1.27	0.24	1.07	0.40
41081	B	0	5	10	-0.18	0.48	0.63	-0.27
41081	C	0	8	15	0.18	0.35	0.95	-0.23
41081	D	0	6	12	0.54	0.12	0.93	-0.10

ItemID	Response	SCORE	n	n %	Avg. Prsn Msr	SE	OUT.MSQ	PTME
41082	*	-1	4829	99	1.01	0.02	0.00	0.05
41082	A	1	12	22	1.08	0.38	1.96	0.32
41082	B	0	14	25	0.44	0.36	2.24	0.03
41082	C	0	11	20	0.31	0.25	0.89	-0.03
41082	D	0	18	33	-0.10	0.22	0.66	-0.28
41083	*	-1	4829	99	1.00	0.02	0.00	0.03
41083	A	1	22	40	1.25	0.22	0.98	0.39
41083	B	0	19	35	0.62	0.23	1.45	0.01
41083	C	0	6	11	0.50	0.22	0.84	-0.03
41083	D	0	8	15	-1.16	0.72	0.37	-0.53
41084	*	-1	4622	95	0.98	0.02	0.00	-0.05
41084	A	1	85	32	1.86	0.11	0.99	0.40
41084	B	0	93	35	1.16	0.09	1.20	-0.07
41084	C	0	66	25	0.88	0.11	0.85	-0.21
41084	D	0	18	7	0.27	0.21	0.46	-0.26
41085	*	-1	4822	99	1.00	0.02	0.00	0.02
41085	A	1	38	61	1.24	0.18	1.03	0.46
41085	B	0	3	5	0.75	0.29	1.22	-0.01
41085	C	0	12	19	0.11	0.41	1.82	-0.27
41085	D	0	9	15	-0.21	0.19	0.49	-0.33
41086	*	-1	1842	38	1.36	0.03	0.00	0.22
41086	A	1	1007	33	1.47	0.04	1.36	0.37
41086	B	0	645	21	0.67	0.04	1.38	-0.04
41086	C	0	623	20	0.45	0.04	1.06	-0.13
41086	D	0	767	25	0.23	0.04	0.86	-0.24
41087	*	-1	4828	99	1.00	0.02	0.00	0.03
41087	A	1	33	59	0.94	0.18	1.17	0.30
41087	B	0	11	20	0.59	0.43	2.22	-0.03
41087	C	0	8	14	0.23	0.27	0.87	-0.16
41087	D	0	4	7	-0.57	0.40	0.40	-0.31

ItemID	Response	SCORE	n	n %	Avg. Prsn Msr	SE	OUT.MSQ	PTME
41088	*	-1	4829	99	1.00	0.02	0.00	0.00
41088	A	1	13	24	1.91	0.39	1.31	0.45
41088	B	0	11	20	0.79	0.30	0.95	-0.07
41088	C	0	15	27	0.36	0.25	0.63	-0.30
41088	D	0	16	29	0.82	0.23	0.90	-0.07
41089	*	-1	4826	99	1.00	0.02	0.00	0.02
41089	A	1	49	84	0.93	0.16	0.98	0.36
41089	B	0	2	3	1.18	0.46	2.80	0.07
41089	C	0	2	3	0.58	1.72	4.00	-0.02
41089	D	0	5	9	-1.35	0.53	0.29	-0.50
41090	*	-1	4831	99	1.00	0.02	0.00	0.01
41090	A	1	32	60	1.45	0.23	0.87	0.52
41090	B	0	4	8	0.26	0.37	0.77	-0.15
41090	C	0	9	17	0.29	0.25	0.85	-0.22
41090	D	0	8	15	-0.22	0.24	0.47	-0.38
41091	*	-1	4817	99	1.00	0.02	0.00	0.01
41091	A	1	52	78	1.22	0.15	0.81	0.53
41091	B	0	5	7	-0.38	0.31	0.45	-0.30
41091	C	0	4	6	-0.58	0.38	0.39	-0.31
41091	D	0	6	9	0.00	0.25	0.68	-0.23
41092	*	-1	4835	99	1.00	0.02	0.00	-0.01
41092	A	1	28	57	1.86	0.31	0.74	0.57
41092	B	0	8	16	0.14	0.26	0.72	-0.28
41092	C	0	7	14	-0.12	0.20	0.50	-0.33
41092	D	0	6	12	0.32	0.12	0.72	-0.19
41093	*	-1	4838	99	1.00	0.02	0.00	0.02
41093	A	1	36	78	1.12	0.17	0.79	0.61
41093	B	0	2	4	-0.87	0.45	0.31	-0.29
41093	C	0	4	9	-0.21	0.32	0.64	-0.25
41093	D	0	4	9	-0.93	0.28	0.30	-0.43

ItemID	Response	SCORE	n	n %	Avg. Prsn Msr	SE	OUT.MSQ	PTME
41094	*	-1	4831	99	1.00	0.02	0.00	0.04
41094	A	1	20	38	0.98	0.24	1.26	0.34
41094	B	0	8	15	0.73	0.45	2.45	0.09
41094	C	0	12	23	0.04	0.31	0.84	-0.21
41094	D	0	13	25	0.00	0.27	0.80	-0.25
41095	*	-1	4835	99	1.00	0.02	0.00	0.01
41095	A	1	37	76	1.29	0.18	0.71	0.56
41095	B	0	4	8	-0.12	0.66	0.96	-0.24
41095	C	0	1	2	0.73	0.00	1.19	-0.02
41095	D	0	7	14	-0.63	0.21	0.36	-0.49
41096	*	-1	4828	99	1.00	0.02	0.00	0.05
41096	A	1	33	59	0.65	0.19	1.48	0.30
41096	B	0	10	18	0.14	0.15	0.90	-0.12
41096	C	0	2	4	0.24	0.35	0.95	-0.03
41096	D	0	11	20	-0.07	0.30	0.94	-0.24
41097	*	-1	4829	99	1.00	0.02	0.00	0.03
41097	A	1	36	65	1.38	0.21	0.77	0.62
41097	B	0	4	7	-0.59	0.22	0.37	-0.22
41097	C	0	5	9	-0.07	0.29	0.68	-0.14
41097	D	0	10	18	-1.10	0.56	0.49	-0.52
41098	*	-1	4830	99	1.00	0.02	0.00	0.01
41098	A	1	21	39	1.86	0.31	0.89	0.56
41098	B	0	3	6	0.31	0.65	0.77	-0.08
41098	C	0	14	26	0.45	0.26	0.81	-0.15
41098	D	0	16	30	-0.13	0.32	0.59	-0.41
41099	*	-1	4818	99	1.00	0.02	0.00	-0.02
41099	A	1	51	77	1.47	0.13	0.84	0.52
41099	B	0	7	11	0.85	0.25	1.10	-0.11
41099	C	0	3	5	-0.57	0.32	0.25	-0.37
41099	D	0	5	8	-0.33	0.18	0.31	-0.41

ItemID	Response	SCORE	n	n %	Avg. Prsn Msr	SE	OUT.MSQ	PTME
41100	*	-1	4831	99	1.00	0.02	0.00	0.01
41100	A	1	31	58	1.13	0.23	1.12	0.28
41100	B	0	5	9	0.03	0.53	0.90	-0.19
41100	C	0	7	13	1.10	0.46	2.73	0.08
41100	D	0	10	19	0.05	0.45	1.01	-0.28
41151	*	-1	4829	99	1.00	0.02	0.00	0.00
41151	A	1	47	85	1.18	0.22	1.06	0.29
41151	B	0	2	4	-0.14	0.34	0.60	-0.16
41151	C	0	2	4	-0.38	0.01	0.45	-0.19
41151	D	0	4	7	0.29	0.36	1.05	-0.14
41152	*	-1	4829	99	1.00	0.02	0.00	0.01
41152	A	1	46	84	1.03	0.15	0.92	0.31
41152	B	0	4	7	1.18	0.34	2.28	0.08
41152	C	0	2	4	0.24	0.11	0.76	-0.11
41152	D	0	3	5	-1.49	0.45	0.16	-0.50
41153	*	-1	4833	99	1.00	0.02	0.00	0.03
41153	A	1	22	43	1.65	0.29	0.67	0.63
41153	B	0	26	51	-0.04	0.16	0.74	-0.46
41153	C	0	1	2	-1.73	0.00	0.10	-0.23
41153	D	0	2	4	-1.09	1.38	0.39	-0.24
41154	*	-1	4830	99	1.00	0.02	0.00	0.01
41154	A	1	43	80	1.06	0.20	1.13	0.33
41154	B	0	4	7	0.19	0.41	0.98	-0.15
41154	C	0	1	2	0.43	0.00	0.97	-0.05
41154	D	0	6	11	-0.12	0.39	0.77	-0.28
41155	*	-1	4830	99	1.00	0.02	0.00	0.01
41155	A	1	41	76	1.10	0.19	1.03	0.40
41155	B	0	6	11	0.06	0.24	0.75	-0.21
41155	C	0	4	7	-0.89	0.85	0.65	-0.38
41155	D	0	3	6	0.69	0.17	1.26	-0.02

ItemID	Response	SCORE	n	n %	Avg. Prsn Msr	SE	OUT.MSQ	PTME
41156	*	-1	4827	99	1.00	0.02	0.00	0.01
41156	A	1	50	88	1.06	0.17	0.89	0.46
41156	B	0	0	0	0.00	0.00	0.00	0.00
41156	C	0	3	5	-1.08	0.17	0.26	-0.35
41156	D	0	4	7	-0.52	0.25	0.48	-0.29
41157	*	-1	4827	99	1.00	0.02	0.00	0.01
41157	A	1	49	86	1.10	0.15	0.80	0.50
41157	B	0	0	0	0.00	0.00	0.00	0.00
41157	C	0	2	4	0.27	0.30	0.87	-0.10
41157	D	0	6	11	-0.86	0.49	0.44	-0.50
41158	*	-1	4830	99	1.00	0.02	0.00	0.02
41158	A	1	44	81	1.09	0.20	0.85	0.46
41158	B	0	1	2	-0.85	0.00	0.33	-0.16
41158	C	0	3	6	0.18	0.12	0.93	-0.10
41158	D	0	6	11	-0.93	0.59	0.64	-0.42
41159	*	-1	4830	99	1.00	0.02	0.00	0.03
41159	A	1	46	85	0.82	0.14	0.89	0.54
41159	B	0	3	6	-0.97	0.38	0.36	-0.35
41159	C	0	0	0	0.00	0.00	0.00	0.00
41159	D	0	5	9	-0.71	0.23	0.45	-0.38
41160	*	-1	4830	99	1.00	0.02	0.00	0.02
41160	A	1	28	52	1.24	0.14	0.95	0.39
41160	B	0	4	7	-0.35	0.51	0.43	-0.25
41160	C	0	10	19	0.53	0.28	0.91	-0.09
41160	D	0	12	22	0.23	0.58	1.35	-0.23
41161	*	-1	4829	99	1.00	0.02	0.00	0.03
41161	A	1	25	45	1.06	0.24	1.06	0.28
41161	B	0	3	5	-0.81	0.34	0.26	-0.29
41161	C	0	4	7	0.85	0.74	2.09	0.04
41161	D	0	23	42	0.44	0.24	1.96	-0.17

ItemID	Response	SCORE	n	n %	Avg. Prsn Msr	SE	OUT.MSQ	PTME
41162	*	-1	4826	99	1.00	0.02	0.00	0.01
41162	A	1	23	40	1.05	0.23	1.78	0.17
41162	B	0	10	17	0.48	0.38	1.16	-0.15
41162	C	0	11	19	0.96	0.35	1.69	0.06
41162	D	0	14	24	0.62	0.23	1.04	-0.11
41163	*	-1	4829	99	1.00	0.02	0.00	0.01
41163	A	1	12	22	1.57	0.29	1.04	0.31
41163	B	0	7	13	0.45	0.54	0.97	-0.17
41163	C	0	11	20	0.69	0.24	0.78	-0.11
41163	D	0	25	45	0.85	0.22	1.22	-0.06
41164	*	-1	4819	99	1.00	0.02	0.00	0.01
41164	A	1	26	40	2.02	0.30	0.71	0.60
41164	B	0	7	11	-0.05	0.45	0.56	-0.23
41164	C	0	8	12	-0.08	0.26	0.48	-0.26
41164	D	0	24	37	0.38	0.19	0.95	-0.29
41165	*	-1	4833	99	1.00	0.02	0.00	0.03
41165	A	1	22	43	1.37	0.22	0.73	0.50
41165	B	0	7	14	-0.57	0.56	0.53	-0.38
41165	C	0	10	20	0.61	0.40	1.74	-0.01
41165	D	0	12	24	0.03	0.23	0.68	-0.27
41166	*	-1	4831	99	1.00	0.02	0.00	0.02
41166	A	1	22	42	1.50	0.30	0.97	0.46
41166	B	0	3	6	0.70	0.71	1.49	-0.02
41166	C	0	15	28	0.38	0.22	1.09	-0.20
41166	D	0	13	25	0.10	0.29	0.74	-0.30
41167	*	-1	4817	99	1.00	0.02	0.00	0.03
41167	A	1	59	88	0.83	0.13	0.92	0.41
41167	B	0	2	3	0.77	0.67	2.12	0.02
41167	C	0	2	3	-0.74	0.11	0.38	-0.22
41167	D	0	4	6	-1.21	0.49	0.32	-0.42

ItemID	Response	SCORE	n	n %	Avg. Prsn Msr	SE	OUT.MSQ	PTME
41168	*	-1	4830	99	1.00	0.02	0.00	0.01
41168	A	1	44	81	1.02	0.15	0.88	0.39
41168	B	0	3	6	-0.29	0.37	0.51	-0.24
41168	C	0	1	2	-0.28	0.00	0.45	-0.14
41168	D	0	6	11	0.05	0.62	1.11	-0.25
41169	*	-1	4829	99	1.00	0.02	0.00	0.03
41169	A	1	31	56	0.82	0.22	1.79	0.22
41169	B	0	8	15	0.62	0.26	1.33	0.01
41169	C	0	5	9	-0.20	0.56	0.87	-0.23
41169	D	0	11	20	0.36	0.20	1.04	-0.11
41170	*	-1	4827	99	1.00	0.02	0.00	0.02
41170	A	1	55	96	0.81	0.13	0.98	0.25
41170	B	0	1	2	-0.42	0.00	0.44	-0.16
41170	C	0	1	2	-0.58	0.00	0.38	-0.18
41170	D	0	0	0	0.00	0.00	0.00	0.00
41171	*	-1	4829	99	1.00	0.02	0.00	0.01
41171	A	1	21	38	1.55	0.29	1.11	0.42
41171	B	0	5	9	1.03	0.51	2.18	0.05
41171	C	0	6	11	0.82	0.30	1.08	0.00
41171	D	0	23	42	0.14	0.25	0.79	-0.44
41172	*	-1	4829	99	1.00	0.02	0.00	0.00
41172	A	1	27	49	1.42	0.23	1.10	0.35
41172	B	0	9	16	0.93	0.32	1.53	-0.04
41172	C	0	1	2	0.81	0.00	0.88	-0.03
41172	D	0	18	33	0.49	0.20	0.90	-0.33
41173	*	-1	4832	99	1.00	0.02	0.00	0.02
41173	A	1	10	19	0.52	0.41	3.74	-0.09
41173	B	0	30	58	0.95	0.17	1.40	0.30
41173	C	0	4	8	0.01	0.22	0.41	-0.20
41173	D	0	8	15	0.35	0.30	0.71	-0.16

ItemID	Response	SCORE	n	n %	Avg. Prsn Msr	SE	OUT.MSQ	PTME
41174	*	-1	4826	99	1.00	0.02	0.00	0.03
41174	A	1	55	95	0.80	0.17	0.96	0.34
41174	B	0	0	0	0.00	0.00	0.00	0.00
41174	C	0	2	3	-1.27	0.70	0.35	-0.28
41174	D	0	1	2	-1.11	0.00	0.33	-0.18
41175	*	-1	4829	99	1.00	0.02	0.00	0.03
41175	A	1	23	42	1.43	0.27	1.12	0.51
41175	B	0	14	25	0.52	0.26	1.18	-0.07
41175	C	0	5	9	-0.14	0.39	0.54	-0.20
41175	D	0	13	24	-0.19	0.25	0.53	-0.38
41176	*	-1	4830	99	1.00	0.02	0.00	0.02
41176	A	1	46	85	0.97	0.14	0.93	0.40
41176	B	0	3	6	-0.52	1.07	0.81	-0.27
41176	C	0	3	6	0.66	0.43	1.60	-0.02
41176	D	0	2	4	-1.47	1.05	0.25	-0.39
41177	*	-1	4832	99	1.00	0.02	0.00	0.01
41177	A	1	8	15	2.06	0.66	1.52	0.35
41177	B	0	18	35	0.71	0.38	2.56	-0.07
41177	C	0	11	21	0.65	0.28	0.74	-0.07
41177	D	0	15	29	0.49	0.31	0.74	-0.15
41178	*	-1	4825	99	1.00	0.02	0.00	0.03
41178	A	1	11	19	0.88	0.48	4.75	0.08
41178	B	0	37	63	0.88	0.15	1.16	0.21
41178	C	0	4	7	0.78	0.69	1.46	0.02
41178	D	0	7	12	-0.74	0.53	0.31	-0.43
41179	*	-1	4828	99	1.00	0.02	0.00	0.03
41179	A	1	23	41	1.29	0.18	0.74	0.50
41179	B	0	4	7	0.12	0.31	0.62	-0.12
41179	C	0	22	39	0.31	0.18	0.89	-0.21
41179	D	0	7	13	-0.46	0.70	0.85	-0.35

ItemID	Response	SCORE	n	n %	Avg. Prsn Msr	SE	OUT.MSQ	PTME
41180	*	-1	4829	99	1.00	0.02	0.00	0.01
41180	A	1	26	47	1.38	0.26	1.13	0.36
41180	B	0	6	11	1.06	0.61	2.79	0.05
41180	C	0	15	27	0.52	0.30	1.17	-0.16
41180	D	0	8	15	-0.27	0.29	0.45	-0.35
41181	*	-1	4829	99	1.00	0.02	0.00	0.03
41181	A	1	31	56	1.20	0.24	1.15	0.49
41181	B	0	14	25	0.38	0.19	1.10	-0.08
41181	C	0	4	7	-0.72	0.94	0.65	-0.25
41181	D	0	6	11	-1.30	0.37	0.22	-0.46
41182	*	-1	4829	99	1.00	0.02	0.00	0.03
41182	A	1	20	36	1.23	0.23	0.96	0.48
41182	B	0	18	33	0.30	0.15	0.78	-0.27
41182	C	0	6	11	0.73	0.20	1.10	0.03
41182	D	0	11	20	0.14	0.22	0.69	-0.28
41183	*	-1	4827	99	1.01	0.02	0.00	0.05
41183	A	1	27	47	0.67	0.22	1.42	0.25
41183	B	0	10	18	-0.09	0.32	0.85	-0.21
41183	C	0	11	19	0.58	0.23	1.54	0.09
41183	D	0	9	16	-0.15	0.26	0.72	-0.23
41184	*	-1	4829	99	1.00	0.02	0.00	0.00
41184	A	1	46	84	1.12	0.20	1.08	0.25
41184	B	0	5	9	0.39	0.25	1.02	-0.14
41184	C	0	1	2	0.25	0.00	0.79	-0.07
41184	D	0	3	5	-0.09	0.69	0.91	-0.19
41185	*	-1	4826	99	1.00	0.02	0.00	0.03
41185	A	1	38	66	1.04	0.16	0.88	0.47
41185	B	0	4	7	-0.06	0.42	0.71	-0.19
41185	C	0	8	14	-0.09	0.36	0.78	-0.28
41185	D	0	8	14	0.07	0.36	0.97	-0.22

ItemID	Response	SCORE	n	n %	Avg. Prsn Msr	SE	OUT.MSQ	PTME
41186	*	-1	4623	95	0.98	0.02	0.00	-0.07
41186	A	1	98	38	2.04	0.12	0.93	0.45
41186	B	0	126	48	1.07	0.08	1.00	-0.27
41186	C	0	29	11	0.78	0.13	0.64	-0.19
41186	D	0	8	3	0.64	0.38	0.61	-0.12
41187	*	-1	4829	99	1.00	0.02	0.00	0.01
41187	A	1	14	25	1.47	0.43	1.70	0.28
41187	B	0	15	27	0.63	0.32	1.24	-0.09
41187	C	0	7	13	1.49	0.55	2.93	0.19
41187	D	0	19	35	0.28	0.20	0.59	-0.30
41188	*	-1	4829	99	1.00	0.02	0.00	0.03
41188	A	1	18	33	1.79	0.50	2.93	0.47
41188	B	0	13	24	0.52	0.20	1.04	-0.03
41188	C	0	3	5	0.53	0.19	0.82	-0.01
41188	D	0	21	38	-0.31	0.32	0.67	-0.42
41189	*	-1	4827	99	1.00	0.02	0.00	0.01
41189	A	1	23	40	1.61	0.23	0.88	0.48
41189	B	0	5	9	-0.62	0.43	0.31	-0.40
41189	C	0	13	23	0.48	0.21	0.75	-0.20
41189	D	0	16	28	0.75	0.27	1.19	-0.09
41190	*	-1	4829	99	1.00	0.02	0.00	0.00
41190	A	1	16	29	1.92	0.27	0.86	0.49
41190	B	0	5	9	0.91	0.39	0.91	-0.03
41190	C	0	9	16	0.94	0.32	1.14	-0.03
41190	D	0	25	45	0.50	0.22	0.80	-0.41
41191	*	-1	4829	99	1.00	0.02	0.00	0.02
41191	A	1	23	42	1.48	0.18	0.75	0.54
41191	B	0	8	15	0.62	0.27	0.95	-0.06
41191	C	0	6	11	0.19	0.25	0.61	-0.19
41191	D	0	18	33	0.17	0.27	0.83	-0.40

ItemID	Response	SCORE	n	n %	Avg. Prsn Msr	SE	OUT.MSQ	PTME
41192	*	-1	4833	99	1.00	0.02	0.00	0.03
41192	A	1	11	22	1.32	0.47	1.70	0.28
41192	B	0	8	16	0.66	0.58	1.94	0.01
41192	C	0	4	8	0.39	0.38	0.68	-0.06
41192	D	0	28	55	0.40	0.20	0.84	-0.21
41193	*	-1	4829	99	1.00	0.02	0.00	0.01
41193	A	1	40	73	1.22	0.18	0.86	0.46
41193	B	0	6	11	-0.06	0.36	0.69	-0.26
41193	C	0	6	11	-0.51	0.58	0.60	-0.39
41193	D	0	3	5	0.90	0.27	1.44	0.01
41194	*	-1	4825	99	1.00	0.02	0.00	0.04
41194	A	1	53	90	0.78	0.14	0.89	0.52
41194	B	0	1	2	0.91	0.00	1.96	0.04
41194	C	0	4	7	-1.10	0.20	0.28	-0.34
41194	D	0	1	2	-5.54	0.00	0.00	-0.60
41195	*	-1	4834	99	1.00	0.02	0.00	0.03
41195	A	1	31	62	1.02	0.16	1.03	0.47
41195	B	0	3	6	-0.92	0.39	0.25	-0.41
41195	C	0	12	24	0.40	0.20	1.04	-0.15
41195	D	0	4	8	-0.11	0.48	0.68	-0.24
41196	*	-1	4814	99	1.00	0.02	0.00	0.03
41196	A	1	28	40	1.19	0.23	1.36	0.38
41196	B	0	31	44	0.36	0.16	0.91	-0.22
41196	C	0	5	7	0.30	0.60	1.36	-0.08
41196	D	0	6	9	-0.11	0.57	0.89	-0.20
41197	*	-1	4829	99	1.00	0.02	0.00	0.01
41197	A	1	39	71	1.37	0.20	0.87	0.50
41197	B	0	11	20	-0.35	0.44	0.99	-0.45
41197	C	0	2	4	0.32	0.73	0.99	-0.08
41197	D	0	3	5	0.06	0.42	0.72	-0.15

ItemID	Response	SCORE	n	n %	Avg. Prsn Msr	SE	OUT.MSQ	PTME
41198	*	-1	4829	99	1.00	0.02	0.00	0.01
41198	A	1	48	87	1.07	0.21	1.07	0.36
41198	B	0	4	7	-0.53	0.53	0.65	-0.27
41198	C	0	2	4	-0.44	0.03	0.49	-0.18
41198	D	0	1	2	-0.40	0.00	0.51	-0.12
41199	*	-1	4814	99	1.00	0.02	0.00	0.02
41199	A	1	45	64	1.29	0.14	0.90	0.47
41199	B	0	5	7	0.71	0.60	1.63	-0.02
41199	C	0	10	14	0.23	0.31	0.92	-0.16
41199	D	0	10	14	-0.80	0.68	0.59	-0.47
41200	*	-1	4828	99	1.00	0.02	0.00	0.02
41200	A	1	41	73	1.10	0.20	0.98	0.39
41200	B	0	8	14	0.24	0.32	1.08	-0.18
41200	C	0	3	5	0.62	0.46	1.36	-0.03
41200	D	0	4	7	-0.99	0.41	0.30	-0.39
4G11	*	-1	4654	95	0.97	0.02	0.00	-0.11
4G11	A	1	161	70	1.84	0.10	1.18	0.28
4G11	B	0	46	20	1.06	0.12	1.04	-0.23
4G11	C	0	23	10	1.23	0.21	1.58	-0.11
4G11	D	0	0	0	0.00	0.00	0.00	0.00
4G110	*	-1	4771	98	0.98	0.02	0.00	-0.07
4G110	A	1	95	84	1.80	0.11	0.94	0.41
4G110	B	0	10	9	0.11	0.27	0.47	-0.40
4G110	C	0	8	7	0.96	0.19	0.83	-0.15
4G110	D	0	0	0	0.00	0.00	0.00	0.00
4G111	*	-1	4784	98	0.99	0.02	0.00	-0.05
4G111	A	1	35	35	2.04	0.17	0.90	0.44
4G111	B	0	25	25	0.71	0.20	0.70	-0.38
4G111	C	0	40	40	1.29	0.13	1.16	-0.09
4G111	D	0	0	0	0.00	0.00	0.00	0.00

ItemID	Response	SCORE	n	n %	Avg. Prsn Msr	SE	OUT.MSQ	PTME
4G112	*	-1	4790	98	0.99	0.02	0.00	-0.06
4G112	A	1	66	70	1.73	0.12	1.14	0.28
4G112	B	0	14	15	0.95	0.17	0.79	-0.27
4G112	C	0	14	15	1.35	0.20	1.24	-0.09
4G112	D	0	0	0	0.00	0.00	0.00	0.00
4G113	*	-1	4773	98	0.98	0.02	0.00	-0.08
4G113	A	1	88	79	1.89	0.11	0.93	0.42
4G113	B	0	8	7	0.57	0.21	0.50	-0.29
4G113	C	0	15	14	0.94	0.19	0.80	-0.27
4G113	D	0	0	0	0.00	0.00	0.00	0.00
4G114	*	-1	4762	98	0.99	0.02	0.00	-0.04
4G114	A	1	102	84	1.39	0.09	1.08	0.21
4G114	B	0	14	11	0.82	0.16	0.92	-0.20
4G114	C	0	6	5	1.07	0.36	1.33	-0.06
4G114	D	0	0	0	0.00	0.00	0.00	0.00
4G115	*	-1	4791	98	1.00	0.02	0.00	-0.01
4G115	A	1	67	72	1.28	0.12	1.02	0.31
4G115	B	0	11	12	0.84	0.24	1.28	-0.10
4G115	C	0	15	16	0.46	0.14	0.73	-0.30
4G115	D	0	0	0	0.00	0.00	0.00	0.00
4G116	*	-1	4786	98	0.99	0.02	0.00	-0.06
4G116	A	1	19	19	1.66	0.28	1.83	0.08
4G116	B	0	11	11	1.08	0.24	0.71	-0.17
4G116	C	0	68	69	1.53	0.10	1.17	0.05
4G116	D	0	0	0	0.00	0.00	0.00	0.00
4G117	*	-1	4783	98	0.99	0.02	0.00	-0.05
4G117	A	1	88	87	1.62	0.10	0.92	0.39
4G117	B	0	5	5	0.14	0.54	0.74	-0.32
4G117	C	0	8	8	0.76	0.16	0.71	-0.22
4G117	D	0	0	0	0.00	0.00	0.00	0.00

ItemID	Response	SCORE	n	n %	Avg. Prsn Msr	SE	OUT.MSQ	PTME
4G118	*	-1	4768	98	1.00	0.02	0.00	-0.01
4G118	A	1	75	65	1.25	0.08	1.00	0.33
4G118	B	0	23	20	0.81	0.13	1.06	-0.16
4G118	C	0	18	16	0.61	0.20	0.97	-0.25
4G118	D	0	0	0	0.00	0.00	0.00	0.00
4G119	*	-1	4771	98	0.99	0.02	0.00	-0.06
4G119	A	1	82	73	1.54	0.11	1.33	0.01
4G119	B	0	6	5	1.48	0.32	1.51	-0.02
4G119	C	0	25	22	1.52	0.14	1.57	-0.01
4G119	D	0	0	0	0.00	0.00	0.00	0.00
4G12	*	-1	4652	95	0.97	0.02	0.00	-0.11
4G12	A	1	185	80	1.86	0.08	0.98	0.37
4G12	B	0	24	10	0.86	0.16	0.87	-0.22
4G12	C	0	23	10	0.67	0.19	0.80	-0.27
4G12	D	0	0	0	0.00	0.00	0.00	0.00
4G120	*	-1	4786	98	0.99	0.02	0.00	-0.05
4G120	A	1	79	81	1.54	0.11	1.02	0.19
4G120	B	0	15	15	1.12	0.23	1.34	-0.14
4G120	C	0	4	4	0.84	0.23	0.77	-0.13
4G120	D	0	0	0	0.00	0.00	0.00	0.00
4G121	*	-1	4774	98	0.98	0.02	0.00	-0.10
4G121	A	1	51	46	2.14	0.14	1.14	0.28
4G121	B	0	31	28	1.51	0.16	1.22	-0.23
4G121	C	0	28	25	1.72	0.15	1.17	-0.08
4G121	D	0	0	0	0.00	0.00	0.00	0.00
4G122	*	-1	4777	98	0.99	0.02	0.00	-0.03
4G122	A	1	89	83	1.41	0.10	0.92	0.42
4G122	B	0	4	4	-0.25	0.59	0.64	-0.28
4G122	C	0	14	13	0.41	0.27	0.92	-0.31
4G122	D	0	0	0	0.00	0.00	0.00	0.00

ItemID	Response	SCORE	n	n %	Avg. Prsn Msr	SE	OUT.MSQ	PTME
4G123	*	-1	4683	96	0.97	0.02	0.00	-0.10
4G123	A	1	177	88	1.73	0.07	0.98	0.23
4G123	B	0	13	6	0.72	0.18	0.68	-0.25
4G123	C	0	11	5	1.38	0.30	1.65	-0.06
4G123	D	0	0	0	0.00	0.00	0.00	0.00
4G124	*	-1	4675	96	0.99	0.02	0.00	-0.04
4G124	A	1	48	23	1.56	0.17	1.58	0.19
4G124	B	0	87	42	1.13	0.07	0.92	-0.13
4G124	C	0	74	35	1.22	0.09	1.07	-0.03
4G124	D	0	0	0	0.00	0.00	0.00	0.00
4G125	*	-1	4774	98	0.98	0.02	0.00	-0.08
4G125	A	1	79	72	1.95	0.12	1.01	0.38
4G125	B	0	20	18	1.18	0.18	1.07	-0.23
4G125	C	0	11	10	0.84	0.24	0.69	-0.27
4G125	D	0	0	0	0.00	0.00	0.00	0.00
4G126	*	-1	4756	97	0.98	0.02	0.00	-0.07
4G126	A	1	103	80	1.70	0.13	1.16	0.28
4G126	B	0	18	14	0.81	0.26	1.31	-0.22
4G126	C	0	7	5	0.68	0.32	0.81	-0.15
4G126	D	0	0	0	0.00	0.00	0.00	0.00
4G127	*	-1	4779	98	0.98	0.02	0.00	-0.08
4G127	A	1	63	60	1.99	0.15	1.08	0.34
4G127	B	0	13	12	0.96	0.18	0.70	-0.25
4G127	C	0	29	28	1.34	0.14	1.20	-0.19
4G127	D	0	0	0	0.00	0.00	0.00	0.00
4G128	*	-1	4788	98	0.99	0.02	0.00	-0.05
4G128	A	1	52	54	1.75	0.13	0.97	0.37
4G128	B	0	25	26	1.17	0.16	1.18	-0.14
4G128	C	0	19	20	0.79	0.25	1.36	-0.31
4G128	D	0	0	0	0.00	0.00	0.00	0.00

ItemID	Response	SCORE	n	n %	Avg. Prsn Msr	SE	OUT.MSQ	PTME
4G129	*	-1	4792	98	0.99	0.02	0.00	-0.06
4G129	A	1	53	58	1.73	0.13	1.19	0.19
4G129	B	0	22	24	1.24	0.19	1.16	-0.20
4G129	C	0	17	18	1.55	0.23	1.59	-0.01
4G129	D	0	0	0	0.00	0.00	0.00	0.00
4G13	*	-1	4781	98	0.98	0.02	0.00	-0.08
4G13	A	1	43	42	2.24	0.18	1.17	0.42
4G13	B	0	50	49	1.49	0.09	0.93	-0.23
4G13	C	0	10	10	0.78	0.24	0.47	-0.30
4G13	D	0	0	0	0.00	0.00	0.00	0.00
4G130	*	-1	4763	98	0.99	0.02	0.00	-0.04
4G130	A	1	115	95	1.35	0.08	0.96	0.28
4G130	B	0	5	4	0.29	0.36	0.62	-0.24
4G130	C	0	1	1	-0.01	0.00	0.38	-0.14
4G130	D	0	0	0	0.00	0.00	0.00	0.00
4G131	*	-1	4670	96	0.99	0.02	0.00	-0.04
4G131	A	1	163	76	1.40	0.07	0.96	0.38
4G131	B	0	28	13	0.65	0.13	0.89	-0.24
4G131	C	0	23	11	0.54	0.16	0.79	-0.26
4G131	D	0	0	0	0.00	0.00	0.00	0.00
4G132	*	-1	4794	98	1.00	0.02	0.00	-0.01
4G132	A	1	74	82	1.25	0.11	0.94	0.35
4G132	B	0	10	11	0.20	0.22	0.66	-0.33
4G132	C	0	6	7	0.63	0.23	0.95	-0.13
4G132	D	0	0	0	0.00	0.00	0.00	0.00
4G133	*	-1	4790	98	0.99	0.02	0.00	-0.05
4G133	A	1	73	78	1.63	0.11	0.99	0.26
4G133	B	0	10	11	1.28	0.27	1.38	-0.08
4G133	C	0	11	12	0.83	0.25	0.91	-0.26
4G133	D	0	0	0	0.00	0.00	0.00	0.00

ItemID	Response	SCORE	n	n %	Avg. Prsn Msr	SE	OUT.MSQ	PTME
4G14	*	-1	4793	98	0.99	0.02	0.00	-0.06
4G14	A	1	46	51	1.73	0.14	1.16	0.19
4G14	B	0	29	32	1.56	0.17	1.47	0.01
4G14	C	0	16	18	1.04	0.15	0.75	-0.26
4G14	D	0	0	0	0.00	0.00	0.00	0.00
4G15	*	-1	4773	98	1.00	0.02	0.00	-0.01
4G15	A	1	71	64	1.35	0.08	0.87	0.53
4G15	B	0	26	23	0.56	0.12	0.79	-0.35
4G15	C	0	14	13	0.42	0.14	0.65	-0.32
4G15	D	0	0	0	0.00	0.00	0.00	0.00
4G16	*	-1	4774	98	0.99	0.02	0.00	-0.06
4G16	A	1	85	77	1.71	0.09	0.98	0.38
4G16	B	0	23	21	0.92	0.15	0.83	-0.36
4G16	C	0	2	2	0.79	0.61	0.69	-0.11
4G16	D	0	0	0	0.00	0.00	0.00	0.00
4G17	*	-1	4793	98	0.99	0.02	0.00	-0.05
4G17	A	1	67	74	1.50	0.13	1.10	0.12
4G17	B	0	6	7	1.13	0.40	1.52	-0.08
4G17	C	0	18	20	1.26	0.19	1.52	-0.08
4G17	D	0	0	0	0.00	0.00	0.00	0.00
4G18	*	-1	4785	98	0.98	0.02	0.00	-0.10
4G18	A	1	51	52	2.04	0.14	1.27	0.20
4G18	B	0	27	27	1.74	0.13	1.15	-0.08
4G18	C	0	21	21	1.59	0.19	1.06	-0.15
4G18	D	0	0	0	0.00	0.00	0.00	0.00
4G19	*	-1	4780	98	0.99	0.02	0.00	-0.03
4G19	A	1	51	49	1.68	0.14	1.09	0.44
4G19	B	0	34	33	0.80	0.15	0.88	-0.31
4G19	C	0	19	18	0.84	0.16	0.83	-0.19
4G19	D	0	0	0	0.00	0.00	0.00	0.00

ItemID	Response	SCORE	n	n %	Avg. Prsn Msr	SE	OUT.MSQ	PTME
4G21	*	-1	4777	98	0.98	0.02	0.00	-0.08
4G21	A	1	82	77	1.92	0.12	0.92	0.40
4G21	B	0	21	20	0.99	0.15	0.88	-0.31
4G21	C	0	4	4	0.28	0.31	0.38	-0.25
4G21	D	0	0	0	0.00	0.00	0.00	0.00
4G210	*	-1	4788	98	0.99	0.02	0.00	-0.05
4G210	A	1	61	64	1.72	0.13	1.04	0.41
4G210	B	0	18	19	0.83	0.17	0.81	-0.28
4G210	C	0	17	18	0.92	0.19	0.97	-0.23
4G210	D	0	0	0	0.00	0.00	0.00	0.00
4G211	*	-1	4792	98	0.99	0.02	0.00	-0.06
4G211	A	1	91	99	1.60	0.10	0.97	0.21
4G211	B	0	1	1	-0.30	0.00	0.22	-0.21
4G211	C	0	0	0	0.00	0.00	0.00	0.00
4G211	D	0	0	0	0.00	0.00	0.00	0.00
4G212	*	-1	4778	98	0.98	0.02	0.00	-0.08
4G212	A	1	85	80	1.81	0.11	1.07	0.17
4G212	B	0	3	3	0.35	0.27	0.36	-0.23
4G212	C	0	18	17	1.54	0.24	1.88	-0.08
4G212	D	0	0	0	0.00	0.00	0.00	0.00
4G213	*	-1	4763	98	0.99	0.02	0.00	-0.04
4G213	A	1	89	74	1.48	0.09	1.02	0.35
4G213	B	0	6	5	0.62	0.34	0.81	-0.18
4G213	C	0	26	21	0.83	0.15	1.05	-0.28
4G213	D	0	0	0	0.00	0.00	0.00	0.00
4G214	*	-1	4791	98	1.00	0.02	0.00	-0.01
4G214	A	1	68	73	1.25	0.12	1.08	0.28
4G214	B	0	10	11	0.59	0.19	0.84	-0.19
4G214	C	0	15	16	0.71	0.14	0.94	-0.18
4G214	D	0	0	0	0.00	0.00	0.00	0.00

ItemID	Response	SCORE	n	n %	Avg. Prsn Msr	SE	OUT.MSQ	PTME
4G215	*	-1	4788	98	0.99	0.02	0.00	-0.06
4G215	A	1	76	79	1.66	0.11	0.99	0.32
4G215	B	0	5	5	1.15	0.19	0.94	-0.09
4G215	C	0	15	16	0.86	0.18	0.84	-0.30
4G215	D	0	0	0	0.00	0.00	0.00	0.00
4G216	*	-1	4791	98	0.99	0.02	0.00	-0.06
4G216	A	1	40	43	1.85	0.17	1.33	0.29
4G216	B	0	23	25	1.17	0.16	0.94	-0.23
4G216	C	0	30	32	1.42	0.13	1.14	-0.09
4G216	D	0	0	0	0.00	0.00	0.00	0.00
4G217	*	-1	4770	98	1.00	0.02	0.00	-0.01
4G217	A	1	88	77	1.17	0.08	1.01	0.32
4G217	B	0	2	2	0.86	0.06	0.96	-0.03
4G217	C	0	24	21	0.58	0.13	0.87	-0.32
4G217	D	0	0	0	0.00	0.00	0.00	0.00
4G218	*	-1	4774	98	0.99	0.02	0.00	-0.06
4G218	A	1	62	56	1.69	0.12	1.30	0.20
4G218	B	0	6	5	1.64	0.21	1.28	0.03
4G218	C	0	42	38	1.29	0.11	1.07	-0.22
4G218	D	0	0	0	0.00	0.00	0.00	0.00
4G219	*	-1	4792	98	0.99	0.02	0.00	-0.05
4G219	A	1	80	87	1.51	0.11	1.00	0.24
4G219	B	0	8	9	0.86	0.17	0.84	-0.17
4G219	C	0	4	4	0.68	0.30	0.73	-0.16
4G219	D	0	0	0	0.00	0.00	0.00	0.00
4G22	*	-1	4776	98	0.98	0.02	0.00	-0.10
4G22	A	1	62	57	2.03	0.12	1.19	0.25
4G22	B	0	27	25	1.60	0.16	1.41	-0.15
4G22	C	0	19	18	1.51	0.17	0.98	-0.16
4G22	D	0	0	0	0.00	0.00	0.00	0.00

ItemID	Response	SCORE	n	n %	Avg. Prsn Msr	SE	OUT.MSQ	PTME
4G220	*	-1	4780	98	0.99	0.02	0.00	-0.03
4G220	A	1	89	86	1.39	0.10	0.95	0.36
4G220	B	0	12	12	0.43	0.28	0.93	-0.29
4G220	C	0	3	3	0.05	0.38	0.48	-0.21
4G220	D	0	0	0	0.00	0.00	0.00	0.00
4G221	*	-1	4696	96	0.98	0.02	0.00	-0.08
4G221	A	1	167	89	1.60	0.07	0.97	0.31
4G221	B	0	3	2	0.10	0.40	0.39	-0.18
4G221	C	0	18	10	0.71	0.16	0.79	-0.26
4G221	D	0	0	0	0.00	0.00	0.00	0.00
4G222	*	-1	4774	98	0.98	0.02	0.00	-0.08
4G222	A	1	101	92	1.80	0.10	0.96	0.33
4G222	B	0	7	6	0.64	0.23	0.60	-0.26
4G222	C	0	2	2	0.16	0.06	0.32	-0.20
4G222	D	0	0	0	0.00	0.00	0.00	0.00
4G223	*	-1	4762	98	0.98	0.02	0.00	-0.07
4G223	A	1	73	60	1.95	0.16	1.16	0.35
4G223	B	0	22	18	0.94	0.19	0.93	-0.24
4G223	C	0	27	22	1.12	0.21	1.39	-0.19
4G223	D	0	0	0	0.00	0.00	0.00	0.00
4G224	*	-1	4775	98	0.98	0.02	0.00	-0.08
4G224	A	1	71	65	1.94	0.13	1.12	0.31
4G224	B	0	17	16	1.23	0.22	1.04	-0.19
4G224	C	0	21	19	1.27	0.16	0.95	-0.20
4G224	D	0	0	0	0.00	0.00	0.00	0.00
4G225	*	-1	4764	98	0.98	0.02	0.00	-0.07
4G225	A	1	94	78	1.79	0.13	1.05	0.28
4G225	B	0	13	11	0.84	0.34	1.23	-0.21
4G225	C	0	13	11	1.01	0.23	1.14	-0.16
4G225	D	0	0	0	0.00	0.00	0.00	0.00

ItemID	Response	SCORE	n	n %	Avg. Prsn Msr	SE	OUT.MSQ	PTME
4G226	*	-1	4779	98	0.98	0.02	0.00	-0.08
4G226	A	1	55	52	2.07	0.16	1.01	0.36
4G226	B	0	5	5	0.41	0.30	0.38	-0.26
4G226	C	0	45	43	1.36	0.12	1.11	-0.26
4G226	D	0	0	0	0.00	0.00	0.00	0.00
4G227	*	-1	4789	98	0.99	0.02	0.00	-0.04
4G227	A	1	85	89	1.55	0.10	0.90	0.40
4G227	B	0	6	6	0.20	0.38	0.59	-0.31
4G227	C	0	4	4	0.29	0.14	0.47	-0.23
4G227	D	0	0	0	0.00	0.00	0.00	0.00
4G228	*	-1	4794	98	0.99	0.02	0.00	-0.06
4G228	A	1	64	71	1.91	0.11	0.87	0.51
4G228	B	0	14	16	0.96	0.17	0.75	-0.29
4G228	C	0	12	13	0.70	0.16	0.56	-0.37
4G228	D	0	0	0	0.00	0.00	0.00	0.00
4G229	*	-1	4781	98	0.98	0.02	0.00	-0.08
4G229	A	1	88	85	1.92	0.10	0.89	0.43
4G229	B	0	6	6	0.71	0.20	0.54	-0.25
4G229	C	0	9	9	0.61	0.24	0.57	-0.34
4G229	D	0	0	0	0.00	0.00	0.00	0.00
4G23	*	-1	4671	96	0.97	0.02	0.00	-0.09
4G23	A	1	192	90	1.64	0.07	0.95	0.29
4G23	B	0	12	6	0.64	0.35	1.01	-0.22
4G23	C	0	9	4	0.68	0.26	0.77	-0.18
4G23	D	0	0	0	0.00	0.00	0.00	0.00
4G230	*	-1	4764	98	0.99	0.02	0.00	-0.04
4G230	A	1	38	32	1.83	0.13	0.95	0.41
4G230	B	0	28	23	1.03	0.16	1.03	-0.17
4G230	C	0	54	45	1.08	0.11	0.92	-0.24
4G230	D	0	0	0	0.00	0.00	0.00	0.00

ItemID	Response	SCORE	n	n %	Avg. Prsn Msr	SE	OUT.MSQ	PTME
4G231	*	-1	4794	98	1.00	0.02	0.00	-0.01
4G231	A	1	40	44	1.59	0.13	0.81	0.47
4G231	B	0	37	41	0.59	0.10	0.71	-0.44
4G231	C	0	13	14	0.98	0.36	2.33	-0.05
4G231	D	0	0	0	0.00	0.00	0.00	0.00
4G232	*	-1	4675	96	0.99	0.02	0.00	-0.04
4G232	A	1	141	67	1.52	0.07	0.90	0.44
4G232	B	0	52	25	0.81	0.10	0.95	-0.30
4G232	C	0	16	8	0.42	0.20	0.66	-0.28
4G232	D	0	0	0	0.00	0.00	0.00	0.00
4G233	*	-1	4790	98	0.99	0.02	0.00	-0.05
4G233	A	1	46	49	1.96	0.14	0.94	0.49
4G233	B	0	21	22	0.89	0.14	0.69	-0.35
4G233	C	0	27	29	1.19	0.13	0.94	-0.21
4G233	D	0	0	0	0.00	0.00	0.00	0.00
4G24	*	-1	4793	98	0.99	0.02	0.00	-0.06
4G24	A	1	67	74	1.72	0.11	1.04	0.31
4G24	B	0	5	5	0.65	0.19	0.51	-0.24
4G24	C	0	19	21	1.19	0.21	1.76	-0.21
4G24	D	0	0	0	0.00	0.00	0.00	0.00
4G25	*	-1	4773	98	1.00	0.02	0.00	-0.01
4G25	A	1	64	58	1.18	0.09	1.13	0.21
4G25	B	0	18	16	1.05	0.14	1.24	0.00
4G25	C	0	29	26	0.74	0.15	1.06	-0.24
4G25	D	0	0	0	0.00	0.00	0.00	0.00
4G26	*	-1	4695	96	0.99	0.02	0.00	-0.05
4G26	A	1	88	47	1.68	0.11	1.07	0.37
4G26	B	0	58	31	0.98	0.10	1.07	-0.23
4G26	C	0	43	23	0.97	0.12	1.01	-0.19
4G26	D	0	0	0	0.00	0.00	0.00	0.00

ItemID	Response	SCORE	n	n %	Avg. Prsn Msr	SE	OUT.MSQ	PTME
4G27	*	-1	4774	98	0.99	0.02	0.00	-0.06
4G27	A	1	83	75	1.69	0.09	1.00	0.32
4G27	B	0	11	10	0.98	0.28	1.03	-0.21
4G27	C	0	16	15	1.08	0.20	0.99	-0.21
4G27	D	0	0	0	0.00	0.00	0.00	0.00
4G28	*	-1	4795	98	0.99	0.02	0.00	-0.05
4G28	A	1	50	56	1.69	0.15	1.08	0.27
4G28	B	0	16	18	1.40	0.24	1.74	-0.02
4G28	C	0	23	26	0.97	0.12	0.82	-0.29
4G28	D	0	0	0	0.00	0.00	0.00	0.00
4G29	*	-1	4789	98	0.98	0.02	0.00	-0.09
4G29	A	1	45	47	2.15	0.13	1.04	0.31
4G29	B	0	4	4	0.78	0.25	0.37	-0.25
4G29	C	0	46	48	1.67	0.13	1.40	-0.21
4G29	D	0	0	0	0.00	0.00	0.00	0.00
4G31	*	-1	4777	98	0.98	0.02	0.00	-0.08
4G31	A	1	36	34	2.19	0.22	1.08	0.33
4G31	B	0	66	62	1.38	0.11	1.11	-0.34
4G31	C	0	5	5	1.89	0.41	1.63	0.04
4G31	D	0	0	0	0.00	0.00	0.00	0.00
4G310	*	-1	4788	98	0.99	0.02	0.00	-0.05
4G310	A	1	63	66	1.57	0.13	1.11	0.22
4G310	B	0	21	22	1.12	0.20	1.41	-0.15
4G310	C	0	12	13	1.05	0.32	1.33	-0.13
4G310	D	0	0	0	0.00	0.00	0.00	0.00
4G311	*	-1	4792	98	0.99	0.02	0.00	-0.06
4G311	A	1	51	55	1.57	0.15	1.42	-0.01
4G311	B	0	40	43	1.64	0.12	1.52	0.05
4G311	C	0	1	1	-0.30	0.00	0.16	-0.21
4G311	D	0	0	0	0.00	0.00	0.00	0.00

ItemID	Response	SCORE	n	n %	Avg. Prsn Msr	SE	OUT.MSQ	PTME
4G312	*	-1	4778	98	0.98	0.02	0.00	-0.08
4G312	A	1	80	75	1.92	0.11	0.97	0.34
4G312	B	0	10	9	1.27	0.28	1.11	-0.14
4G312	C	0	16	15	1.02	0.19	0.81	-0.29
4G312	D	0	0	0	0.00	0.00	0.00	0.00
4G313	*	-1	4763	98	0.99	0.02	0.00	-0.04
4G313	A	1	77	64	1.32	0.10	1.33	0.04
4G313	B	0	38	31	1.26	0.13	1.46	-0.03
4G313	C	0	6	5	1.24	0.48	1.88	-0.02
4G313	D	0	0	0	0.00	0.00	0.00	0.00
4G314	*	-1	4791	98	1.00	0.02	0.00	-0.01
4G314	A	1	58	62	1.16	0.14	1.28	0.09
4G314	B	0	10	11	0.95	0.23	1.29	-0.05
4G314	C	0	25	27	0.99	0.15	1.35	-0.07
4G314	D	0	0	0	0.00	0.00	0.00	0.00
4G315	*	-1	4788	98	0.99	0.02	0.00	-0.06
4G315	A	1	63	66	1.56	0.13	1.25	0.08
4G315	B	0	29	30	1.37	0.14	1.30	-0.10
4G315	C	0	4	4	1.65	0.51	1.87	0.03
4G315	D	0	0	0	0.00	0.00	0.00	0.00
4G316	*	-1	4791	98	0.99	0.02	0.00	-0.06
4G316	A	1	58	62	1.53	0.13	1.38	-0.02
4G316	B	0	28	30	1.39	0.15	1.26	-0.11
4G316	C	0	7	8	2.28	0.35	3.36	0.23
4G316	D	0	0	0	0.00	0.00	0.00	0.00
4G317	*	-1	4770	98	1.00	0.02	0.00	-0.01
4G317	A	1	87	76	1.01	0.08	1.17	-0.09
4G317	B	0	24	21	1.36	0.12	1.83	0.22
4G317	C	0	3	3	-0.45	0.05	0.26	-0.33
4G317	D	0	0	0	0.00	0.00	0.00	0.00

ItemID	Response	SCORE	n	n %	Avg. Prsn Msr	SE	OUT.MSQ	PTME
4G318	*	-1	4774	98	0.99	0.02	0.00	-0.06
4G318	A	1	83	75	1.73	0.09	1.00	0.39
4G318	B	0	14	13	1.03	0.16	0.85	-0.21
4G318	C	0	13	12	0.82	0.23	0.82	-0.29
4G318	D	0	0	0	0.00	0.00	0.00	0.00
4G319	*	-1	4792	98	0.99	0.02	0.00	-0.05
4G319	A	1	75	82	1.57	0.12	0.97	0.31
4G319	B	0	14	15	0.74	0.15	0.77	-0.29
4G319	C	0	3	3	0.85	0.29	0.80	-0.10
4G319	D	0	0	0	0.00	0.00	0.00	0.00
4G32	*	-1	4777	98	0.98	0.02	0.00	-0.10
4G32	A	1	73	68	2.04	0.10	1.00	0.32
4G32	B	0	30	28	1.51	0.14	1.07	-0.23
4G32	C	0	4	4	0.80	0.32	0.47	-0.23
4G32	D	0	0	0	0.00	0.00	0.00	0.00
4G320	*	-1	4656	95	0.97	0.02	0.00	-0.09
4G320	A	1	224	98	1.53	0.06	0.95	0.25
4G320	B	0	0	0	0.00	0.00	0.00	0.00
4G320	C	0	4	2	-0.30	0.38	0.31	-0.25
4G320	D	0	0	0	0.00	0.00	0.00	0.00
4G321	*	-1	4780	98	0.99	0.02	0.00	-0.03
4G321	A	1	86	83	1.41	0.10	1.01	0.37
4G321	B	0	15	14	0.59	0.19	0.90	-0.27
4G321	C	0	3	3	-0.28	0.36	0.34	-0.26
4G321	D	0	0	0	0.00	0.00	0.00	0.00
4G322	*	-1	4774	98	0.98	0.02	0.00	-0.08
4G322	A	1	107	97	1.72	0.10	1.02	0.11
4G322	B	0	2	2	0.96	0.00	0.75	-0.09
4G322	C	0	1	1	1.09	0.00	0.85	-0.06
4G322	D	0	0	0	0.00	0.00	0.00	0.00

ItemID	Response	SCORE	n	n %	Avg. Prsn Msr	SE	OUT.MSQ	PTME
4G323	*	-1	4652	95	0.97	0.02	0.00	-0.11
4G323	A	1	179	77	1.90	0.09	0.95	0.41
4G323	B	0	35	15	0.96	0.13	0.91	-0.24
4G323	C	0	18	8	0.37	0.21	0.56	-0.31
4G323	D	0	0	0	0.00	0.00	0.00	0.00
4G324	*	-1	4762	98	0.98	0.02	0.00	-0.07
4G324	A	1	95	78	1.86	0.13	0.99	0.40
4G324	B	0	11	9	0.55	0.26	0.69	-0.25
4G324	C	0	16	13	0.68	0.21	0.84	-0.28
4G324	D	0	0	0	0.00	0.00	0.00	0.00
4G325	*	-1	4780	98	0.99	0.02	0.00	-0.03
4G325	A	1	76	73	1.52	0.11	0.98	0.47
4G325	B	0	12	12	0.47	0.27	0.83	-0.28
4G325	C	0	16	15	0.48	0.16	0.70	-0.33
4G325	D	0	0	0	0.00	0.00	0.00	0.00
4G326	*	-1	4775	98	0.98	0.02	0.00	-0.08
4G326	A	1	94	86	1.86	0.10	0.91	0.38
4G326	B	0	9	8	0.64	0.39	1.11	-0.30
4G326	C	0	6	6	0.80	0.17	0.62	-0.20
4G326	D	0	0	0	0.00	0.00	0.00	0.00
4G327	*	-1	4765	98	0.98	0.02	0.00	-0.08
4G327	A	1	90	76	1.87	0.13	1.04	0.36
4G327	B	0	6	5	0.14	0.32	0.41	-0.27
4G327	C	0	23	19	0.99	0.20	1.40	-0.24
4G327	D	0	0	0	0.00	0.00	0.00	0.00
4G328	*	-1	4692	96	0.98	0.02	0.00	-0.08
4G328	A	1	108	56	1.76	0.09	1.04	0.29
4G328	B	0	2	1	-0.25	0.55	0.21	-0.20
4G328	C	0	82	43	1.26	0.09	1.12	-0.25
4G328	D	0	0	0	0.00	0.00	0.00	0.00

ItemID	Response	SCORE	n	n %	Avg. Prsn Msr	SE	OUT.MSQ	PTME
4G329	*	-1	4780	98	0.98	0.02	0.00	-0.08
4G329	A	1	82	79	1.77	0.13	1.09	0.16
4G329	B	0	10	10	1.31	0.21	1.13	-0.11
4G329	C	0	12	12	1.36	0.27	1.41	-0.10
4G329	D	0	0	0	0.00	0.00	0.00	0.00
4G33	*	-1	4790	98	0.99	0.02	0.00	-0.05
4G33	A	1	40	43	1.77	0.17	1.11	0.31
4G33	B	0	48	51	1.17	0.13	1.11	-0.25
4G33	C	0	6	6	1.01	0.36	0.87	-0.11
4G33	D	0	0	0	0.00	0.00	0.00	0.00
4G330	*	-1	4795	98	0.99	0.02	0.00	-0.06
4G330	A	1	65	73	1.84	0.12	0.95	0.40
4G330	B	0	17	19	1.17	0.17	0.98	-0.22
4G330	C	0	7	8	0.50	0.17	0.43	-0.34
4G330	D	0	0	0	0.00	0.00	0.00	0.00
4G331	*	-1	4781	98	0.98	0.02	0.00	-0.08
4G331	A	1	78	76	1.87	0.13	1.17	0.22
4G331	B	0	18	17	1.37	0.15	1.06	-0.17
4G331	C	0	7	7	1.25	0.19	0.86	-0.13
4G331	D	0	0	0	0.00	0.00	0.00	0.00
4G332	*	-1	4765	98	0.99	0.02	0.00	-0.04
4G332	A	1	43	36	1.24	0.13	1.61	-0.06
4G332	B	0	63	53	1.35	0.11	1.30	0.04
4G332	C	0	13	11	1.39	0.30	1.64	0.03
4G332	D	0	0	0	0.00	0.00	0.00	0.00
4G333	*	-1	4679	96	0.98	0.02	0.00	-0.08
4G333	A	1	136	66	1.84	0.08	0.86	0.51
4G333	B	0	36	18	0.85	0.10	0.72	-0.32
4G333	C	0	33	16	0.78	0.12	0.74	-0.33
4G333	D	0	0	0	0.00	0.00	0.00	0.00

ItemID	Response	SCORE	n	n %	Avg. Prsn Msr	SE	OUT.MSQ	PTME
4G334	*	-1	4795	98	1.00	0.02	0.00	-0.01
4G334	A	1	50	56	1.33	0.13	1.06	0.28
4G334	B	0	24	27	0.74	0.17	1.09	-0.23
4G334	C	0	15	17	0.88	0.25	1.81	-0.10
4G334	D	0	0	0	0.00	0.00	0.00	0.00
4G34	*	-1	4793	98	0.99	0.02	0.00	-0.05
4G34	A	1	52	57	1.64	0.12	1.10	0.17
4G34	B	0	16	18	1.70	0.30	3.10	0.10
4G34	C	0	23	25	1.05	0.18	1.06	-0.28
4G34	D	0	0	0	0.00	0.00	0.00	0.00
4G35	*	-1	4793	98	0.99	0.02	0.00	-0.06
4G35	A	1	20	22	1.93	0.25	1.42	0.22
4G35	B	0	64	70	1.42	0.10	1.03	-0.22
4G35	C	0	7	8	1.68	0.36	1.38	0.04
4G35	D	0	0	0	0.00	0.00	0.00	0.00
4G36	*	-1	4780	98	1.00	0.02	0.00	0.00
4G36	A	1	29	28	1.42	0.12	0.90	0.33
4G36	B	0	38	37	1.04	0.11	1.12	0.02
4G36	C	0	37	36	0.69	0.13	0.88	-0.33
4G36	D	0	0	0	0.00	0.00	0.00	0.00
4G37	*	-1	4774	98	0.99	0.02	0.00	-0.06
4G37	A	1	63	57	1.72	0.11	1.17	0.24
4G37	B	0	42	38	1.36	0.12	1.25	-0.15
4G37	C	0	5	5	0.60	0.47	0.64	-0.23
4G37	D	0	0	0	0.00	0.00	0.00	0.00
4G38	*	-1	4795	98	0.99	0.02	0.00	-0.05
4G38	A	1	41	46	1.64	0.17	1.24	0.17
4G38	B	0	9	10	0.59	0.09	0.46	-0.29
4G38	C	0	39	44	1.45	0.14	1.57	0.00
4G38	D	0	0	0	0.00	0.00	0.00	0.00

ItemID	Response	SCORE	n	n %	Avg. Prsn Msr	SE	OUT.MSQ	PTME
4G39	*	-1	4795	98	0.98	0.02	0.00	-0.09
4G39	A	1	24	27	2.44	0.24	1.18	0.38
4G39	B	0	59	66	1.61	0.09	0.86	-0.40
4G39	C	0	6	7	2.14	0.28	1.32	0.08
4G39	D	0	0	0	0.00	0.00	0.00	0.00
4MD11	*	-1	4775	98	0.98	0.02	0.00	-0.08
4MD11	A	1	32	29	2.21	0.25	1.17	0.32
4MD11	B	0	34	31	1.26	0.15	0.95	-0.25
4MD11	C	0	43	39	1.58	0.12	1.17	-0.06
4MD11	D	0	0	0	0.00	0.00	0.00	0.00
4MD110	*	-1	4785	98	0.99	0.02	0.00	-0.04
4MD110	A	1	67	68	1.74	0.12	0.91	0.47
4MD110	B	0	19	19	0.74	0.24	1.07	-0.31
4MD110	C	0	13	13	0.59	0.16	0.61	-0.30
4MD110	D	0	0	0	0.00	0.00	0.00	0.00
4MD12	*	-1	4791	98	0.99	0.02	0.00	-0.06
4MD12	A	1	26	28	1.71	0.23	1.75	0.09
4MD12	B	0	49	53	1.56	0.12	1.24	-0.03
4MD12	C	0	18	19	1.46	0.21	1.09	-0.06
4MD12	D	0	0	0	0.00	0.00	0.00	0.00
4MD13	*	-1	4775	98	0.98	0.02	0.00	-0.08
4MD13	A	1	11	10	2.30	0.50	2.42	0.20
4MD13	B	0	86	79	1.69	0.10	1.07	0.01
4MD13	C	0	12	11	1.05	0.30	0.54	-0.21
4MD13	D	0	0	0	0.00	0.00	0.00	0.00
4MD14	*	-1	4762	98	0.99	0.02	0.00	-0.04
4MD14	A	1	87	71	1.51	0.09	1.08	0.35
4MD14	B	0	23	19	0.94	0.14	1.06	-0.20
4MD14	C	0	12	10	0.62	0.20	0.75	-0.26
4MD14	D	0	0	0	0.00	0.00	0.00	0.00

ItemID	Response	SCORE	n	n %	Avg. Prsn Msr	SE	OUT.MSQ	PTME
4MD15	*	-1	4791	98	1.00	0.02	0.00	-0.01
4MD15	A	1	57	61	1.37	0.12	0.96	0.37
4MD15	B	0	34	37	0.68	0.14	1.07	-0.33
4MD15	C	0	2	2	0.21	0.17	0.47	-0.14
4MD15	D	0	0	0	0.00	0.00	0.00	0.00
4MD16	*	-1	4787	98	0.99	0.02	0.00	-0.06
4MD16	A	1	65	67	1.80	0.12	0.94	0.47
4MD16	B	0	17	18	0.89	0.10	0.68	-0.31
4MD16	C	0	15	15	0.86	0.16	0.73	-0.29
4MD16	D	0	0	0	0.00	0.00	0.00	0.00
4MD17	*	-1	4784	98	0.99	0.02	0.00	-0.06
4MD17	A	1	40	40	1.98	0.15	1.04	0.41
4MD17	B	0	39	39	1.28	0.12	0.98	-0.18
4MD17	C	0	21	21	0.97	0.19	0.86	-0.29
4MD17	D	0	0	0	0.00	0.00	0.00	0.00
4MD18	*	-1	4679	96	0.98	0.02	0.00	-0.08
4MD18	A	1	173	84	1.64	0.07	0.94	0.37
4MD18	B	0	5	2	0.15	0.16	0.36	-0.23
4MD18	C	0	27	13	0.79	0.13	0.81	-0.29
4MD18	D	0	0	0	0.00	0.00	0.00	0.00
4MD19	*	-1	4768	98	1.00	0.02	0.00	-0.01
4MD19	A	1	98	84	1.17	0.08	0.98	0.33
4MD19	B	0	9	8	0.40	0.22	0.76	-0.25
4MD19	C	0	9	8	0.55	0.18	0.81	-0.19
4MD19	D	0	0	0	0.00	0.00	0.00	0.00
4MD31	*	-1	4772	98	0.99	0.02	0.00	-0.06
4MD31	A	1	48	43	2.02	0.12	0.90	0.46
4MD31	B	0	28	25	1.17	0.16	0.93	-0.23
4MD31	C	0	36	32	1.18	0.13	0.90	-0.27
4MD31	D	0	0	0	0.00	0.00	0.00	0.00

ItemID	Response	SCORE	n	n %	Avg. Prsn Msr	SE	OUT.MSQ	PTME
4MD310	*	-1	4787	98	0.99	0.02	0.00	-0.05
4MD310	A	1	50	52	1.95	0.14	0.86	0.51
4MD310	B	0	14	14	0.74	0.13	0.60	-0.30
4MD310	C	0	33	34	1.02	0.12	0.95	-0.32
4MD310	D	0	0	0	0.00	0.00	0.00	0.00
4MD32	*	-1	4774	98	0.98	0.02	0.00	-0.10
4MD32	A	1	51	46	2.11	0.15	1.26	0.25
4MD32	B	0	39	35	1.57	0.12	0.95	-0.23
4MD32	C	0	20	18	1.77	0.17	1.20	-0.04
4MD32	D	0	0	0	0.00	0.00	0.00	0.00
4MD33	*	-1	4778	98	0.99	0.02	0.00	-0.03
4MD33	A	1	92	87	1.40	0.09	0.90	0.41
4MD33	B	0	5	5	0.21	0.23	0.55	-0.23
4MD33	C	0	9	8	0.20	0.40	1.07	-0.32
4MD33	D	0	0	0	0.00	0.00	0.00	0.00
4MD34	*	-1	4774	98	0.98	0.02	0.00	-0.08
4MD34	A	1	67	61	2.11	0.12	0.91	0.49
4MD34	B	0	7	6	0.85	0.34	0.69	-0.21
4MD34	C	0	36	33	1.10	0.13	0.84	-0.40
4MD34	D	0	0	0	0.00	0.00	0.00	0.00
4MD35	*	-1	4761	97	0.98	0.02	0.00	-0.07
4MD35	A	1	75	61	2.09	0.15	0.93	0.50
4MD35	B	0	21	17	0.91	0.21	0.89	-0.24
4MD35	C	0	27	22	0.69	0.13	0.62	-0.37
4MD35	D	0	0	0	0.00	0.00	0.00	0.00
4MD36	*	-1	4778	98	0.98	0.02	0.00	-0.08
4MD36	A	1	67	63	2.08	0.14	0.84	0.49
4MD36	B	0	18	17	1.04	0.16	0.79	-0.26
4MD36	C	0	21	20	0.88	0.15	0.74	-0.35
4MD36	D	0	0	0	0.00	0.00	0.00	0.00

ItemID	Response	SCORE	n	n %	Avg. Prsn Msr	SE	OUT.MSQ	PTME
4MD37	*	-1	4788	98	0.99	0.02	0.00	-0.05
4MD37	A	1	72	75	1.69	0.11	0.86	0.49
4MD37	B	0	14	15	0.56	0.17	0.63	-0.35
4MD37	C	0	10	10	0.54	0.25	0.67	-0.29
4MD37	D	0	0	0	0.00	0.00	0.00	0.00
4MD38	*	-1	4792	98	0.99	0.02	0.00	-0.06
4MD38	A	1	74	80	1.77	0.11	0.92	0.41
4MD38	B	0	9	10	0.91	0.32	0.99	-0.23
4MD38	C	0	9	10	0.68	0.15	0.57	-0.31
4MD38	D	0	0	0	0.00	0.00	0.00	0.00
4MD39	*	-1	4672	96	0.97	0.02	0.00	-0.09
4MD39	A	1	115	54	2.01	0.09	0.95	0.51
4MD39	B	0	62	29	0.93	0.10	0.73	-0.39
4MD39	C	0	35	17	1.09	0.14	0.90	-0.20
4MD39	D	0	0	0	0.00	0.00	0.00	0.00
4MD41	*	-1	4779	98	0.98	0.02	0.00	-0.08
4MD41	A	1	35	33	2.45	0.19	0.93	0.50
4MD41	B	0	40	38	1.38	0.13	0.88	-0.26
4MD41	C	0	30	29	1.32	0.12	0.74	-0.25
4MD41	D	0	0	0	0.00	0.00	0.00	0.00
4MD410	*	-1	4763	98	0.99	0.02	0.00	-0.04
4MD410	A	1	116	96	1.34	0.08	0.97	0.22
4MD410	B	0	3	2	0.88	0.19	0.95	-0.08
4MD410	C	0	2	2	-0.40	0.65	0.31	-0.25
4MD410	D	0	0	0	0.00	0.00	0.00	0.00
4MD411	*	-1	4791	98	1.00	0.02	0.00	-0.01
4MD411	A	1	41	44	1.44	0.17	1.15	0.33
4MD411	B	0	14	15	0.55	0.17	0.68	-0.24
4MD411	C	0	38	41	0.92	0.12	1.12	-0.16
4MD411	D	0	0	0	0.00	0.00	0.00	0.00

ItemID	Response	SCORE	n	n %	Avg. Prsn Msr	SE	OUT.MSQ	PTME
4MD412	*	-1	4789	98	0.99	0.02	0.00	-0.05
4MD412	A	1	39	41	2.06	0.15	0.84	0.51
4MD412	B	0	29	31	1.19	0.14	0.93	-0.22
4MD412	C	0	27	28	1.01	0.13	0.77	-0.33
4MD412	D	0	0	0	0.00	0.00	0.00	0.00
4MD413	*	-1	4793	98	0.99	0.02	0.00	-0.06
4MD413	A	1	53	58	1.82	0.13	1.05	0.34
4MD413	B	0	25	27	1.25	0.14	1.00	-0.21
4MD413	C	0	13	14	1.06	0.21	0.89	-0.22
4MD413	D	0	0	0	0.00	0.00	0.00	0.00
4MD414	*	-1	4770	98	1.00	0.02	0.00	-0.01
4MD414	A	1	63	55	1.10	0.10	1.25	0.09
4MD414	B	0	24	21	1.00	0.13	1.19	-0.03
4MD414	C	0	27	24	0.94	0.14	1.17	-0.08
4MD414	D	0	0	0	0.00	0.00	0.00	0.00
4MD415	*	-1	4774	98	0.99	0.02	0.00	-0.06
4MD415	A	1	49	45	1.78	0.12	1.19	0.25
4MD415	B	0	24	22	1.07	0.14	0.78	-0.28
4MD415	C	0	37	34	1.50	0.15	1.43	-0.02
4MD415	D	0	0	0	0.00	0.00	0.00	0.00
4MD416	*	-1	4654	95	0.97	0.02	0.00	-0.11
4MD416	A	1	199	87	1.78	0.08	0.90	0.32
4MD416	B	0	18	8	0.61	0.37	3.18	-0.25
4MD416	C	0	13	6	0.68	0.18	0.73	-0.19
4MD416	D	0	0	0	0.00	0.00	0.00	0.00
4MD417	*	-1	4792	98	0.99	0.02	0.00	-0.05
4MD417	A	1	45	49	1.91	0.16	0.90	0.49
4MD417	B	0	42	46	0.98	0.10	0.83	-0.41
4MD417	C	0	5	5	0.67	0.16	0.53	-0.18
4MD417	D	0	0	0	0.00	0.00	0.00	0.00

ItemID	Response	SCORE	n	n %	Avg. Prsn Msr	SE	OUT.MSQ	PTME
4MD418	*	-1	4777	98	0.98	0.02	0.00	-0.10
4MD418	A	1	59	55	2.18	0.12	0.97	0.41
4MD418	B	0	17	16	1.15	0.15	0.61	-0.33
4MD418	C	0	31	29	1.58	0.14	1.06	-0.19
4MD418	D	0	0	0	0.00	0.00	0.00	0.00
4MD419	*	-1	4780	98	0.99	0.02	0.00	-0.03
4MD419	A	1	31	30	1.50	0.19	1.86	0.17
4MD419	B	0	40	38	0.92	0.14	0.91	-0.26
4MD419	C	0	33	32	1.39	0.18	1.65	0.10
4MD419	D	0	0	0	0.00	0.00	0.00	0.00
4MD42	*	-1	4774	98	0.98	0.02	0.00	-0.08
4MD42	A	1	47	43	1.90	0.19	1.65	0.17
4MD42	B	0	38	35	1.58	0.13	1.19	-0.08
4MD42	C	0	25	23	1.48	0.19	1.14	-0.11
4MD42	D	0	0	0	0.00	0.00	0.00	0.00
4MD420	*	-1	4763	98	0.98	0.02	0.00	-0.07
4MD420	A	1	73	60	2.18	0.14	0.83	0.56
4MD420	B	0	30	25	0.76	0.15	0.71	-0.38
4MD420	C	0	18	15	0.65	0.16	0.59	-0.31
4MD420	D	0	0	0	0.00	0.00	0.00	0.00
4MD43	*	-1	4778	98	0.98	0.02	0.00	-0.08
4MD43	A	1	36	34	2.19	0.24	1.25	0.34
4MD43	B	0	49	46	1.45	0.12	1.10	-0.18
4MD43	C	0	21	20	1.29	0.13	0.79	-0.17
4MD43	D	0	0	0	0.00	0.00	0.00	0.00
4MD44	*	-1	4788	98	0.99	0.02	0.00	-0.05
4MD44	A	1	29	30	1.67	0.27	2.10	0.17
4MD44	B	0	42	44	1.32	0.11	1.01	-0.08
4MD44	C	0	25	26	1.25	0.15	1.01	-0.10
4MD44	D	0	0	0	0.00	0.00	0.00	0.00

ItemID	Response	SCORE	n	n %	Avg. Prsn Msr	SE	OUT.MSQ	PTME
4MD45	*	-1	4792	98	0.99	0.02	0.00	-0.06
4MD45	A	1	50	54	1.90	0.15	1.08	0.37
4MD45	B	0	13	14	1.33	0.14	0.90	-0.11
4MD45	C	0	29	32	1.14	0.14	0.89	-0.32
4MD45	D	0	0	0	0.00	0.00	0.00	0.00
4MD46	*	-1	4779	98	0.98	0.02	0.00	-0.08
4MD46	A	1	90	86	1.82	0.11	1.07	0.23
4MD46	B	0	13	12	1.16	0.16	0.91	-0.20
4MD46	C	0	2	2	0.92	0.19	0.63	-0.11
4MD46	D	0	0	0	0.00	0.00	0.00	0.00
4MD47	*	-1	4763	98	0.99	0.02	0.00	-0.04
4MD47	A	1	111	92	1.37	0.08	0.93	0.28
4MD47	B	0	2	2	0.05	0.47	0.43	-0.19
4MD47	C	0	8	7	0.60	0.48	1.55	-0.21
4MD47	D	0	0	0	0.00	0.00	0.00	0.00
4MD48	*	-1	4793	98	1.00	0.02	0.00	-0.01
4MD48	A	1	30	33	1.79	0.19	0.82	0.52
4MD48	B	0	20	22	0.49	0.15	0.67	-0.33
4MD48	C	0	41	45	0.86	0.11	0.90	-0.22
4MD48	D	0	0	0	0.00	0.00	0.00	0.00
4MD49	*	-1	4789	98	0.99	0.02	0.00	-0.05
4MD49	A	1	59	62	1.68	0.12	1.08	0.26
4MD49	B	0	16	17	1.04	0.19	0.96	-0.22
4MD49	C	0	20	21	1.31	0.19	1.34	-0.10
4MD49	D	0	0	0	0.00	0.00	0.00	0.00
4MD51	*	-1	4793	98	0.99	0.02	0.00	-0.06
4MD51	A	1	39	43	1.98	0.16	1.01	0.41
4MD51	B	0	27	30	1.32	0.13	0.92	-0.17
4MD51	C	0	25	27	1.14	0.15	0.84	-0.28
4MD51	D	0	0	0	0.00	0.00	0.00	0.00

ItemID	Response	SCORE	n	n %	Avg. Prsn Msr	SE	OUT.MSQ	PTME
4MD510	*	-1	4771	98	1.00	0.02	0.00	-0.01
4MD510	A	1	49	43	1.39	0.10	0.96	0.40
4MD510	B	0	39	35	0.60	0.09	0.71	-0.43
4MD510	C	0	25	22	1.05	0.14	1.18	0.01
4MD510	D	0	0	0	0.00	0.00	0.00	0.00
4MD511	*	-1	4774	98	0.99	0.02	0.00	-0.06
4MD511	A	1	81	74	1.65	0.10	1.11	0.23
4MD511	B	0	20	18	1.27	0.21	1.40	-0.14
4MD511	C	0	9	8	1.03	0.11	0.75	-0.17
4MD511	D	0	0	0	0.00	0.00	0.00	0.00
4MD512	*	-1	4793	98	0.99	0.02	0.00	-0.05
4MD512	A	1	61	67	1.53	0.14	1.12	0.15
4MD512	B	0	3	3	0.92	0.53	0.98	-0.09
4MD512	C	0	27	30	1.25	0.16	1.46	-0.12
4MD512	D	0	0	0	0.00	0.00	0.00	0.00
4MD513	*	-1	4781	98	0.98	0.02	0.00	-0.10
4MD513	A	1	67	65	2.04	0.11	1.03	0.29
4MD513	B	0	27	26	1.59	0.18	1.56	-0.16
4MD513	C	0	9	9	1.11	0.22	0.65	-0.24
4MD513	D	0	0	0	0.00	0.00	0.00	0.00
4MD514	*	-1	4780	98	0.99	0.02	0.00	-0.03
4MD514	A	1	68	65	1.46	0.13	1.29	0.30
4MD514	B	0	15	14	0.59	0.17	0.73	-0.27
4MD514	C	0	21	20	1.00	0.17	1.24	-0.12
4MD514	D	0	0	0	0.00	0.00	0.00	0.00
4MD515	*	-1	4775	98	0.98	0.02	0.00	-0.08
4MD515	A	1	82	75	1.93	0.12	1.02	0.38
4MD515	B	0	26	24	1.06	0.12	0.82	-0.33
4MD515	C	0	1	1	-0.73	0.00	0.11	-0.22
4MD515	D	0	0	0	0.00	0.00	0.00	0.00

ItemID	Response	SCORE	n	n %	Avg. Prsn Msr	SE	OUT.MSQ	PTME
4MD516	*	-1	4764	98	0.98	0.02	0.00	-0.07
4MD516	A	1	101	84	1.83	0.12	0.88	0.41
4MD516	B	0	9	8	0.08	0.39	0.76	-0.34
4MD516	C	0	10	8	0.70	0.18	0.73	-0.21
4MD516	D	0	0	0	0.00	0.00	0.00	0.00
4MD517	*	-1	4696	96	0.98	0.02	0.00	-0.08
4MD517	A	1	140	74	1.67	0.08	1.05	0.31
4MD517	B	0	34	18	1.14	0.12	1.11	-0.17
4MD517	C	0	14	7	0.60	0.18	0.65	-0.26
4MD517	D	0	0	0	0.00	0.00	0.00	0.00
4MD518	*	-1	4779	98	0.98	0.02	0.00	-0.08
4MD518	A	1	90	86	1.80	0.12	1.01	0.26
4MD518	B	0	6	6	0.87	0.34	0.82	-0.18
4MD518	C	0	9	9	1.07	0.18	0.88	-0.17
4MD518	D	0	0	0	0.00	0.00	0.00	0.00
4MD519	*	-1	4788	98	0.99	0.02	0.00	-0.05
4MD519	A	1	73	76	1.45	0.11	1.14	0.07
4MD519	B	0	19	20	1.35	0.28	3.35	-0.03
4MD519	C	0	4	4	0.95	0.61	1.15	-0.10
4MD519	D	0	0	0	0.00	0.00	0.00	0.00
4MD52	*	-1	4792	98	0.99	0.02	0.00	-0.06
4MD52	A	1	86	93	1.65	0.10	0.98	0.26
4MD52	B	0	1	1	1.01	0.00	0.79	-0.06
4MD52	C	0	5	5	0.56	0.26	0.57	-0.26
4MD52	D	0	0	0	0.00	0.00	0.00	0.00
4MD520	*	-1	4781	98	0.98	0.02	0.00	-0.08
4MD520	A	1	89	86	1.91	0.10	0.90	0.41
4MD520	B	0	13	13	0.72	0.16	0.57	-0.37
4MD520	C	0	1	1	-0.16	0.00	0.21	-0.18
4MD520	D	0	0	0	0.00	0.00	0.00	0.00

ItemID	Response	SCORE	n	n %	Avg. Prsn Msr	SE	OUT.MSQ	PTME
4MD53	*	-1	4763	98	0.99	0.02	0.00	-0.04
4MD53	A	1	100	83	1.45	0.08	0.93	0.39
4MD53	B	0	8	7	0.79	0.31	1.05	-0.15
4MD53	C	0	13	11	0.42	0.21	0.68	-0.35
4MD53	D	0	0	0	0.00	0.00	0.00	0.00
4MD54	*	-1	4794	98	1.00	0.02	0.00	-0.01
4MD54	A	1	67	74	1.27	0.12	0.97	0.33
4MD54	B	0	18	20	0.57	0.17	0.94	-0.27
4MD54	C	0	5	6	0.45	0.35	0.79	-0.16
4MD54	D	0	0	0	0.00	0.00	0.00	0.00
4MD55	*	-1	4790	98	0.99	0.02	0.00	-0.05
4MD55	A	1	26	28	1.61	0.23	1.71	0.07
4MD55	B	0	39	41	1.62	0.13	1.33	0.11
4MD55	C	0	29	31	1.24	0.15	0.97	-0.19
4MD55	D	0	0	0	0.00	0.00	0.00	0.00
4MD56	*	-1	4793	98	0.99	0.02	0.00	-0.06
4MD56	A	1	68	75	1.79	0.10	0.90	0.45
4MD56	B	0	13	14	0.80	0.19	0.69	-0.34
4MD56	C	0	10	11	0.95	0.19	0.76	-0.24
4MD56	D	0	0	0	0.00	0.00	0.00	0.00
4MD57	*	-1	4773	98	1.00	0.02	0.00	-0.01
4MD57	A	1	40	36	1.38	0.11	0.97	0.33
4MD57	B	0	55	50	0.93	0.10	1.08	-0.15
4MD57	C	0	16	14	0.60	0.17	0.71	-0.24
4MD57	D	0	0	0	0.00	0.00	0.00	0.00
4MD58	*	-1	4774	98	0.99	0.02	0.00	-0.06
4MD58	A	1	75	68	1.77	0.09	0.93	0.40
4MD58	B	0	28	25	1.04	0.17	1.01	-0.32
4MD58	C	0	7	6	0.93	0.24	0.72	-0.18
4MD58	D	0	0	0	0.00	0.00	0.00	0.00

ItemID	Response	SCORE	n	n %	Avg. Prsn Msr	SE	OUT.MSQ	PTME
4MD59	*	-1	4793	98	0.99	0.02	0.00	-0.05
4MD59	A	1	78	86	1.58	0.11	0.92	0.36
4MD59	B	0	12	13	0.49	0.14	0.60	-0.37
4MD59	C	0	1	1	1.14	0.00	1.01	-0.03
4MD59	D	0	0	0	0.00	0.00	0.00	0.00
4MD61	*	-1	4785	98	0.98	0.02	0.00	-0.10
4MD61	A	1	59	60	2.03	0.12	1.10	0.22
4MD61	B	0	13	13	1.47	0.35	1.61	-0.16
4MD61	C	0	27	27	1.69	0.13	1.16	-0.11
4MD61	D	0	0	0	0.00	0.00	0.00	0.00
4MD610	*	-1	4780	98	0.99	0.02	0.00	-0.03
4MD610	A	1	63	61	1.45	0.12	1.14	0.27
4MD610	B	0	14	13	0.88	0.29	1.29	-0.14
4MD610	C	0	27	26	0.93	0.18	1.21	-0.18
4MD610	D	0	0	0	0.00	0.00	0.00	0.00
4MD611	*	-1	4775	98	0.98	0.02	0.00	-0.08
4MD611	A	1	106	97	1.73	0.10	1.00	0.18
4MD611	B	0	1	1	0.96	0.00	0.75	-0.07
4MD611	C	0	2	2	0.34	0.25	0.42	-0.18
4MD611	D	0	0	0	0.00	0.00	0.00	0.00
4MD612	*	-1	4764	98	0.98	0.02	0.00	-0.07
4MD612	A	1	114	95	1.71	0.11	0.89	0.34
4MD612	B	0	4	3	-0.21	0.40	0.36	-0.27
4MD612	C	0	2	2	-0.45	0.67	0.29	-0.21
4MD612	D	0	0	0	0.00	0.00	0.00	0.00
4MD613	*	-1	4779	98	0.98	0.02	0.00	-0.08
4MD613	A	1	83	79	1.85	0.12	0.96	0.30
4MD613	B	0	9	9	0.97	0.27	0.88	-0.20
4MD613	C	0	13	12	1.10	0.26	1.18	-0.20
4MD613	D	0	0	0	0.00	0.00	0.00	0.00

ItemID	Response	SCORE	n	n %	Avg. Prsn Msr	SE	OUT.MSQ	PTME
4MD614	*	-1	4789	98	0.99	0.02	0.00	-0.04
4MD614	A	1	78	82	1.49	0.12	1.10	0.17
4MD614	B	0	9	9	1.16	0.25	1.30	-0.08
4MD614	C	0	8	8	0.89	0.36	1.19	-0.15
4MD614	D	0	0	0	0.00	0.00	0.00	0.00
4MD615	*	-1	4794	98	0.99	0.02	0.00	-0.06
4MD615	A	1	76	84	1.71	0.11	1.02	0.28
4MD615	B	0	9	10	0.88	0.19	0.72	-0.25
4MD615	C	0	5	6	1.16	0.33	1.03	-0.11
4MD615	D	0	0	0	0.00	0.00	0.00	0.00
4MD616	*	-1	4781	98	0.98	0.02	0.00	-0.08
4MD616	A	1	91	88	1.84	0.11	0.99	0.27
4MD616	B	0	4	4	0.64	0.38	0.58	-0.21
4MD616	C	0	8	8	1.12	0.29	1.02	-0.17
4MD616	D	0	0	0	0.00	0.00	0.00	0.00
4MD617	*	-1	4764	98	0.99	0.02	0.00	-0.04
4MD617	A	1	67	56	1.44	0.11	1.27	0.17
4MD617	B	0	34	28	1.23	0.14	1.29	-0.05
4MD617	C	0	19	16	0.97	0.16	0.95	-0.17
4MD617	D	0	0	0	0.00	0.00	0.00	0.00
4MD618	*	-1	4794	98	1.00	0.02	0.00	-0.01
4MD618	A	1	68	76	1.26	0.11	0.98	0.31
4MD618	B	0	14	16	0.53	0.25	1.24	-0.25
4MD618	C	0	8	9	0.63	0.22	0.91	-0.15
4MD618	D	0	0	0	0.00	0.00	0.00	0.00
4MD619	*	-1	4790	98	0.99	0.02	0.00	-0.05
4MD619	A	1	67	71	1.63	0.12	1.09	0.21
4MD619	B	0	13	14	1.05	0.23	1.22	-0.19
4MD619	C	0	14	15	1.31	0.20	1.25	-0.08
4MD619	D	0	0	0	0.00	0.00	0.00	0.00

ItemID	Response	SCORE	n	n %	Avg. Prsn Msr	SE	OUT.MSQ	PTME
4MD62	*	-1	4657	95	0.97	0.02	0.00	-0.09
4MD62	A	1	115	51	1.70	0.09	1.20	0.21
4MD62	B	0	72	32	1.33	0.10	1.24	-0.12
4MD62	C	0	40	18	1.21	0.16	1.43	-0.14
4MD62	D	0	0	0	0.00	0.00	0.00	0.00
4MD620	*	-1	4793	98	0.99	0.02	0.00	-0.06
4MD620	A	1	44	48	1.75	0.15	1.20	0.21
4MD620	B	0	15	16	1.32	0.16	0.97	-0.12
4MD620	C	0	32	35	1.40	0.15	1.21	-0.13
4MD620	D	0	0	0	0.00	0.00	0.00	0.00
4MD63	*	-1	4773	98	1.00	0.02	0.00	-0.01
4MD63	A	1	75	68	1.33	0.07	0.84	0.55
4MD63	B	0	22	20	0.40	0.13	0.70	-0.42
4MD63	C	0	14	13	0.51	0.18	0.77	-0.27
4MD63	D	0	0	0	0.00	0.00	0.00	0.00
4MD64	*	-1	4774	98	0.99	0.02	0.00	-0.06
4MD64	A	1	62	56	1.82	0.10	0.97	0.37
4MD64	B	0	7	6	0.58	0.24	0.46	-0.28
4MD64	C	0	41	37	1.26	0.13	1.10	-0.23
4MD64	D	0	0	0	0.00	0.00	0.00	0.00
4MD65	*	-1	4795	98	0.99	0.02	0.00	-0.05
4MD65	A	1	74	83	1.53	0.12	1.03	0.17
4MD65	B	0	4	4	0.97	0.47	1.18	-0.11
4MD65	C	0	11	12	1.12	0.26	1.49	-0.12
4MD65	D	0	0	0	0.00	0.00	0.00	0.00
4MD66	*	-1	4791	98	0.98	0.02	0.00	-0.10
4MD66	A	1	64	69	2.07	0.11	1.00	0.32
4MD66	B	0	15	16	1.72	0.17	1.24	-0.08
4MD66	C	0	14	15	1.16	0.20	0.76	-0.34
4MD66	D	0	0	0	0.00	0.00	0.00	0.00

ItemID	Response	SCORE	n	n %	Avg. Prsn Msr	SE	OUT.MSQ	PTME
4MD67	*	-1	4780	98	0.99	0.02	0.00	-0.03
4MD67	A	1	60	58	1.45	0.12	1.13	0.24
4MD67	B	0	28	27	1.07	0.18	1.39	-0.10
4MD67	C	0	16	15	0.75	0.29	1.19	-0.21
4MD67	D	0	0	0	0.00	0.00	0.00	0.00
4MD68	*	-1	4775	98	0.98	0.02	0.00	-0.08
4MD68	A	1	78	72	1.99	0.11	0.92	0.44
4MD68	B	0	16	15	0.88	0.17	0.69	-0.32
4MD68	C	0	15	14	1.05	0.24	0.98	-0.25
4MD68	D	0	0	0	0.00	0.00	0.00	0.00
4MD69	*	-1	4766	98	0.98	0.02	0.00	-0.08
4MD69	A	1	71	60	2.04	0.15	1.01	0.41
4MD69	B	0	32	27	1.20	0.19	1.36	-0.20
4MD69	C	0	15	13	0.52	0.20	0.52	-0.33
4MD69	D	0	0	0	0.00	0.00	0.00	0.00
4MD71	*	-1	4779	98	0.98	0.02	0.00	-0.08
4MD71	A	1	45	43	2.26	0.18	0.92	0.45
4MD71	B	0	38	36	1.34	0.12	0.96	-0.23
4MD71	C	0	22	21	1.10	0.17	0.84	-0.27
4MD71	D	0	0	0	0.00	0.00	0.00	0.00
4MD710	*	-1	4789	98	0.99	0.02	0.00	-0.04
4MD710	A	1	51	54	1.71	0.15	1.13	0.32
4MD710	B	0	24	25	0.98	0.16	0.93	-0.25
4MD710	C	0	20	21	1.15	0.21	1.32	-0.13
4MD710	D	0	0	0	0.00	0.00	0.00	0.00
4MD711	*	-1	4794	98	0.99	0.02	0.00	-0.06
4MD711	A	1	30	33	1.68	0.23	1.90	0.06
4MD711	B	0	41	46	1.62	0.13	1.29	0.02
4MD711	C	0	19	21	1.42	0.15	0.92	-0.10
4MD711	D	0	0	0	0.00	0.00	0.00	0.00

ItemID	Response	SCORE	n	n %	Avg. Prsn Msr	SE	OUT.MSQ	PTME
4MD712	*	-1	4781	98	0.98	0.02	0.00	-0.08
4MD712	A	1	63	61	2.10	0.13	0.95	0.44
4MD712	B	0	20	19	1.27	0.20	1.01	-0.22
4MD712	C	0	20	19	1.06	0.14	0.70	-0.32
4MD712	D	0	0	0	0.00	0.00	0.00	0.00
4MD713	*	-1	4765	98	0.99	0.02	0.00	-0.04
4MD713	A	1	49	41	1.69	0.13	1.10	0.36
4MD713	B	0	42	35	1.11	0.12	1.04	-0.17
4MD713	C	0	28	24	0.96	0.14	0.85	-0.22
4MD713	D	0	0	0	0.00	0.00	0.00	0.00
4MD714	*	-1	4794	98	1.00	0.02	0.00	-0.01
4MD714	A	1	37	41	1.60	0.16	0.93	0.45
4MD714	B	0	28	31	0.93	0.16	1.20	-0.11
4MD714	C	0	25	28	0.51	0.11	0.64	-0.37
4MD714	D	0	0	0	0.00	0.00	0.00	0.00
4MD715	*	-1	4791	98	0.99	0.02	0.00	-0.06
4MD715	A	1	62	67	1.74	0.12	0.99	0.35
4MD715	B	0	13	14	0.82	0.16	0.68	-0.30
4MD715	C	0	18	19	1.20	0.19	1.17	-0.16
4MD715	D	0	0	0	0.00	0.00	0.00	0.00
4MD716	*	-1	4695	96	0.99	0.02	0.00	-0.05
4MD716	A	1	92	49	1.55	0.11	1.22	0.25
4MD716	B	0	39	21	0.99	0.12	1.03	-0.17
4MD716	C	0	58	31	1.12	0.10	1.14	-0.13
4MD716	D	0	0	0	0.00	0.00	0.00	0.00
4MD717	*	-1	4793	98	0.99	0.02	0.00	-0.06
4MD717	A	1	50	55	1.86	0.14	1.14	0.38
4MD717	B	0	31	34	1.03	0.09	0.70	-0.42
4MD717	C	0	10	11	1.63	0.21	1.40	0.03
4MD717	D	0	0	0	0.00	0.00	0.00	0.00

ItemID	Response	SCORE	n	n %	Avg. Prsn Msr	SE	OUT.MSQ	PTME
4MD718	*	-1	4778	98	1.00	0.02	0.00	0.00
4MD718	A	1	40	38	1.11	0.13	1.32	0.09
4MD718	B	0	36	34	0.94	0.12	1.10	-0.08
4MD718	C	0	30	28	1.01	0.13	1.16	-0.01
4MD718	D	0	0	0	0.00	0.00	0.00	0.00
4MD719	*	-1	4774	98	0.99	0.02	0.00	-0.06
4MD719	A	1	51	46	1.78	0.14	1.31	0.26
4MD719	B	0	31	28	1.42	0.12	1.14	-0.08
4MD719	C	0	28	25	1.19	0.15	0.95	-0.22
4MD719	D	0	0	0	0.00	0.00	0.00	0.00
4MD72	*	-1	4795	98	0.99	0.02	0.00	-0.05
4MD72	A	1	37	42	1.68	0.20	1.33	0.20
4MD72	B	0	35	39	1.36	0.12	1.24	-0.08
4MD72	C	0	17	19	1.14	0.20	1.03	-0.15
4MD72	D	0	0	0	0.00	0.00	0.00	0.00
4MD720	*	-1	4793	98	0.98	0.02	0.00	-0.09
4MD720	A	1	42	46	2.20	0.16	1.10	0.34
4MD720	B	0	35	38	1.78	0.11	1.13	-0.08
4MD720	C	0	14	15	1.10	0.15	0.53	-0.36
4MD720	D	0	0	0	0.00	0.00	0.00	0.00
4MD73	*	-1	4780	98	0.99	0.02	0.00	-0.03
4MD73	A	1	44	42	1.27	0.15	1.61	0.03
4MD73	B	0	42	40	1.37	0.15	1.60	0.11
4MD73	C	0	18	17	0.86	0.23	1.01	-0.18
4MD73	D	0	0	0	0.00	0.00	0.00	0.00
4MD74	*	-1	4775	98	0.98	0.02	0.00	-0.08
4MD74	A	1	59	54	1.88	0.13	1.31	0.18
4MD74	B	0	15	14	1.91	0.41	4.48	0.08
4MD74	C	0	35	32	1.31	0.13	0.93	-0.25
4MD74	D	0	0	0	0.00	0.00	0.00	0.00

ItemID	Response	SCORE	n	n %	Avg. Prsn Msr	SE	OUT.MSQ	PTME
4MD75	*	-1	4767	98	0.98	0.02	0.00	-0.08
4MD75	A	1	39	33	2.57	0.21	0.87	0.52
4MD75	B	0	29	25	1.07	0.20	0.90	-0.25
4MD75	C	0	49	42	1.21	0.13	0.90	-0.28
4MD75	D	0	0	0	0.00	0.00	0.00	0.00
4MD76	*	-1	4781	98	0.99	0.02	0.00	-0.03
4MD76	A	1	43	42	1.52	0.15	1.34	0.24
4MD76	B	0	24	23	0.89	0.17	0.92	-0.19
4MD76	C	0	36	35	1.13	0.18	1.37	-0.08
4MD76	D	0	0	0	0.00	0.00	0.00	0.00
4MD77	*	-1	4776	98	0.98	0.02	0.00	-0.08
4MD77	A	1	58	54	1.91	0.15	1.32	0.23
4MD77	B	0	16	15	1.66	0.26	1.91	-0.01
4MD77	C	0	34	31	1.30	0.15	1.07	-0.24
4MD77	D	0	0	0	0.00	0.00	0.00	0.00
4MD78	*	-1	4768	98	0.98	0.02	0.00	-0.08
4MD78	A	1	53	46	1.97	0.19	1.40	0.24
4MD78	B	0	21	18	1.32	0.30	1.96	-0.12
4MD78	C	0	42	36	1.37	0.15	1.21	-0.16
4MD78	D	0	0	0	0.00	0.00	0.00	0.00
4MD79	*	-1	4780	98	0.98	0.02	0.00	-0.08
4MD79	A	1	61	59	2.02	0.15	1.01	0.37
4MD79	B	0	25	24	1.30	0.13	0.99	-0.19
4MD79	C	0	18	17	1.02	0.19	0.82	-0.27
4MD79	D	0	0	0	0.00	0.00	0.00	0.00
4NBT11	*	-1	4775	98	0.98	0.02	0.00	-0.08
4NBT11	A	1	75	69	1.95	0.13	0.98	0.39
4NBT11	B	0	12	11	0.96	0.18	0.75	-0.23
4NBT11	C	0	22	20	1.07	0.14	0.85	-0.27
4NBT11	D	0	0	0	0.00	0.00	0.00	0.00

ItemID	Response	SCORE	n	n %	Avg. Prsn Msr	SE	OUT.MSQ	PTME
4NBT110	*	-1	4785	98	0.99	0.02	0.00	-0.04
4NBT110	A	1	78	79	1.62	0.11	0.89	0.41
4NBT110	B	0	16	16	0.45	0.25	0.75	-0.40
4NBT110	C	0	5	5	0.97	0.39	1.13	-0.09
4NBT110	D	0	0	0	0.00	0.00	0.00	0.00
4NBT111	*	-1	4792	98	0.99	0.02	0.00	-0.06
4NBT111	A	1	44	48	2.04	0.14	0.93	0.46
4NBT111	B	0	7	8	0.54	0.19	0.39	-0.32
4NBT111	C	0	41	45	1.27	0.11	0.96	-0.29
4NBT111	D	0	0	0	0.00	0.00	0.00	0.00
4NBT112	*	-1	4775	98	0.98	0.02	0.00	-0.08
4NBT112	A	1	40	37	2.43	0.17	0.91	0.55
4NBT112	B	0	34	31	1.34	0.13	0.84	-0.22
4NBT112	C	0	35	32	1.15	0.12	0.71	-0.35
4NBT112	D	0	0	0	0.00	0.00	0.00	0.00
4NBT113	*	-1	4762	98	0.99	0.02	0.00	-0.04
4NBT113	A	1	78	64	1.55	0.10	1.03	0.35
4NBT113	B	0	34	28	0.99	0.14	1.14	-0.23
4NBT113	C	0	10	8	0.59	0.20	0.66	-0.24
4NBT113	D	0	0	0	0.00	0.00	0.00	0.00
4NBT114	*	-1	4791	98	1.00	0.02	0.00	-0.01
4NBT114	A	1	65	70	1.28	0.12	1.03	0.31
4NBT114	B	0	19	20	0.37	0.13	0.68	-0.39
4NBT114	C	0	9	10	1.26	0.21	1.74	0.06
4NBT114	D	0	0	0	0.00	0.00	0.00	0.00
4NBT115	*	-1	4787	98	0.99	0.02	0.00	-0.06
4NBT115	A	1	67	69	1.75	0.10	0.90	0.41
4NBT115	B	0	19	20	0.70	0.20	1.17	-0.43
4NBT115	C	0	11	11	1.32	0.18	1.14	-0.07
4NBT115	D	0	0	0	0.00	0.00	0.00	0.00

ItemID	Response	SCORE	n	n %	Avg. Prsn Msr	SE	OUT.MSQ	PTME
4NBT12	*	-1	4784	98	0.99	0.02	0.00	-0.06
4NBT12	A	1	85	85	1.65	0.10	0.91	0.40
4NBT12	B	0	5	5	0.37	0.32	0.51	-0.27
4NBT12	C	0	10	10	0.70	0.28	0.81	-0.28
4NBT12	D	0	0	0	0.00	0.00	0.00	0.00
4NBT13	*	-1	4768	98	1.00	0.02	0.00	-0.01
4NBT13	A	1	46	40	1.20	0.12	1.27	0.15
4NBT13	B	0	49	42	0.99	0.10	1.11	-0.08
4NBT13	C	0	21	18	0.92	0.18	1.25	-0.08
4NBT13	D	0	0	0	0.00	0.00	0.00	0.00
4NBT14	*	-1	4772	98	0.99	0.02	0.00	-0.06
4NBT14	A	1	61	54	1.84	0.11	0.99	0.36
4NBT14	B	0	30	27	1.35	0.15	1.24	-0.12
4NBT14	C	0	21	19	0.92	0.19	0.81	-0.33
4NBT14	D	0	0	0	0.00	0.00	0.00	0.00
4NBT15	*	-1	4556	93	0.96	0.02	0.00	-0.12
4NBT15	A	1	283	86	1.71	0.07	0.95	0.32
4NBT15	B	0	16	5	0.62	0.18	0.77	-0.19
4NBT15	C	0	29	9	0.67	0.21	1.46	-0.24
4NBT15	D	0	0	0	0.00	0.00	0.00	0.00
4NBT16	*	-1	4787	98	0.99	0.02	0.00	-0.05
4NBT16	A	1	72	74	1.65	0.12	0.97	0.33
4NBT16	B	0	17	18	0.99	0.21	1.26	-0.22
4NBT16	C	0	8	8	0.69	0.16	0.64	-0.23
4NBT16	D	0	0	0	0.00	0.00	0.00	0.00
4NBT17	*	-1	4774	98	0.98	0.02	0.00	-0.10
4NBT17	A	1	108	98	1.88	0.09	0.98	0.17
4NBT17	B	0	1	1	1.41	0.00	0.93	-0.05
4NBT17	C	0	1	1	-0.07	0.00	0.21	-0.20
4NBT17	D	0	0	0	0.00	0.00	0.00	0.00

ItemID	Response	SCORE	n	n %	Avg. Prsn Msr	SE	OUT.MSQ	PTME
4NBT18	*	-1	4778	98	0.99	0.02	0.00	-0.03
4NBT18	A	1	83	78	1.47	0.10	1.00	0.45
4NBT18	B	0	9	8	0.06	0.19	0.46	-0.36
4NBT18	C	0	14	13	0.63	0.17	0.81	-0.24
4NBT18	D	0	0	0	0.00	0.00	0.00	0.00
4NBT19	*	-1	4774	98	0.98	0.02	0.00	-0.08
4NBT19	A	1	81	74	1.93	0.11	0.95	0.37
4NBT19	B	0	7	6	1.66	0.29	1.56	-0.01
4NBT19	C	0	22	20	0.84	0.18	0.74	-0.41
4NBT19	D	0	0	0	0.00	0.00	0.00	0.00
4NBT21	*	-1	4761	97	0.98	0.02	0.00	-0.07
4NBT21	A	1	113	92	1.70	0.12	0.91	0.32
4NBT21	B	0	7	6	0.23	0.35	0.61	-0.26
4NBT21	C	0	3	2	0.20	0.79	0.76	-0.17
4NBT21	D	0	0	0	0.00	0.00	0.00	0.00
4NBT210	*	-1	4778	98	0.98	0.02	0.00	-0.08
4NBT210	A	1	92	87	1.77	0.12	0.98	0.24
4NBT210	B	0	11	10	0.89	0.22	0.82	-0.24
4NBT210	C	0	3	3	1.27	0.89	2.14	-0.06
4NBT210	D	0	0	0	0.00	0.00	0.00	0.00
4NBT211	*	-1	4685	96	0.97	0.02	0.00	-0.11
4NBT211	A	1	151	76	1.73	0.08	1.10	0.14
4NBT211	B	0	46	23	1.43	0.15	1.77	-0.13
4NBT211	C	0	2	1	0.85	1.15	0.98	-0.08
4NBT211	D	0	0	0	0.00	0.00	0.00	0.00
4NBT212	*	-1	4788	98	0.99	0.02	0.00	-0.05
4NBT212	A	1	89	93	1.50	0.10	0.95	0.33
4NBT212	B	0	6	6	0.19	0.30	0.54	-0.31
4NBT212	C	0	1	1	0.55	0.00	0.61	-0.09
4NBT212	D	0	0	0	0.00	0.00	0.00	0.00

ItemID	Response	SCORE	n	n %	Avg. Prsn Msr	SE	OUT.MSQ	PTME
4NBT213	*	-1	4792	98	0.99	0.02	0.00	-0.06
4NBT213	A	1	73	79	1.76	0.11	0.98	0.37
4NBT213	B	0	10	11	0.92	0.19	0.77	-0.25
4NBT213	C	0	9	10	0.88	0.24	0.78	-0.24
4NBT213	D	0	0	0	0.00	0.00	0.00	0.00
4NBT214	*	-1	4779	98	0.98	0.02	0.00	-0.08
4NBT214	A	1	95	90	1.84	0.10	0.94	0.34
4NBT214	B	0	8	8	0.83	0.19	0.66	-0.25
4NBT214	C	0	2	2	-0.17	0.13	0.22	-0.26
4NBT214	D	0	0	0	0.00	0.00	0.00	0.00
4NBT215	*	-1	4763	98	0.99	0.02	0.00	-0.04
4NBT215	A	1	107	88	1.41	0.08	0.92	0.36
4NBT215	B	0	14	12	0.42	0.22	0.73	-0.36
4NBT215	C	0	0	0	0.00	0.00	0.00	0.00
4NBT215	D	0	0	0	0.00	0.00	0.00	0.00
4NBT22	*	-1	4791	98	1.00	0.02	0.00	-0.01
4NBT22	A	1	70	75	1.30	0.11	0.96	0.38
4NBT22	B	0	9	10	0.32	0.27	0.81	-0.27
4NBT22	C	0	14	15	0.57	0.13	0.81	-0.23
4NBT22	D	0	0	0	0.00	0.00	0.00	0.00
4NBT23	*	-1	4789	98	0.99	0.02	0.00	-0.05
4NBT23	A	1	73	77	1.71	0.10	0.91	0.42
4NBT23	B	0	14	15	0.91	0.20	0.92	-0.26
4NBT23	C	0	8	8	0.59	0.18	0.56	-0.30
4NBT23	D	0	0	0	0.00	0.00	0.00	0.00
4NBT24	*	-1	4793	98	0.99	0.02	0.00	-0.06
4NBT24	A	1	88	97	1.59	0.09	0.96	0.19
4NBT24	B	0	3	3	0.62	0.73	0.83	-0.19
4NBT24	C	0	0	0	0.00	0.00	0.00	0.00
4NBT24	D	0	0	0	0.00	0.00	0.00	0.00

ItemID	Response	SCORE	n	n %	Avg. Prsn Msr	SE	OUT.MSQ	PTME
4NBT25	*	-1	4770	98	1.00	0.02	0.00	-0.01
4NBT25	A	1	94	82	1.21	0.07	0.89	0.49
4NBT25	B	0	15	13	0.28	0.16	0.70	-0.40
4NBT25	C	0	5	4	0.13	0.29	0.56	-0.26
4NBT25	D	0	0	0	0.00	0.00	0.00	0.00
4NBT26	*	-1	4774	98	0.99	0.02	0.00	-0.06
4NBT26	A	1	72	65	1.74	0.10	1.06	0.32
4NBT26	B	0	35	32	1.11	0.13	0.97	-0.33
4NBT26	C	0	3	3	1.53	0.40	1.29	0.00
4NBT26	D	0	0	0	0.00	0.00	0.00	0.00
4NBT27	*	-1	4792	98	0.99	0.02	0.00	-0.05
4NBT27	A	1	87	95	1.48	0.11	0.96	0.26
4NBT27	B	0	3	3	0.19	0.17	0.42	-0.23
4NBT27	C	0	2	2	0.58	0.31	0.64	-0.13
4NBT27	D	0	0	0	0.00	0.00	0.00	0.00
4NBT28	*	-1	4777	98	0.98	0.02	0.00	-0.10
4NBT28	A	1	94	88	1.95	0.09	0.96	0.32
4NBT28	B	0	6	6	0.74	0.32	0.57	-0.30
4NBT28	C	0	7	7	1.33	0.24	0.95	-0.15
4NBT28	D	0	0	0	0.00	0.00	0.00	0.00
4NBT29	*	-1	4780	98	0.99	0.02	0.00	-0.03
4NBT29	A	1	86	83	1.43	0.10	0.97	0.42
4NBT29	B	0	12	12	0.29	0.23	0.68	-0.35
4NBT29	C	0	6	6	0.37	0.17	0.60	-0.22
4NBT29	D	0	0	0	0.00	0.00	0.00	0.00
4NBT31	*	-1	4775	98	0.98	0.02	0.00	-0.08
4NBT31	A	1	72	66	1.97	0.12	1.01	0.35
4NBT31	B	0	10	9	1.10	0.24	0.84	-0.18
4NBT31	C	0	27	25	1.21	0.20	1.45	-0.27
4NBT31	D	0	0	0	0.00	0.00	0.00	0.00

ItemID	Response	SCORE	n	n %	Avg. Prsn Msr	SE	OUT.MSQ	PTME
4NBT310	*	-1	4763	98	0.98	0.02	0.00	-0.07
4NBT310	A	1	56	46	2.32	0.17	0.89	0.53
4NBT310	B	0	26	21	0.65	0.14	0.51	-0.39
4NBT310	C	0	39	32	1.20	0.15	1.05	-0.22
4NBT310	D	0	0	0	0.00	0.00	0.00	0.00
4NBT311	*	-1	4778	98	0.98	0.02	0.00	-0.08
4NBT311	A	1	77	73	1.93	0.13	0.92	0.39
4NBT311	B	0	26	25	1.04	0.16	1.00	-0.33
4NBT311	C	0	3	3	0.35	0.16	0.36	-0.20
4NBT311	D	0	0	0	0.00	0.00	0.00	0.00
4NBT312	*	-1	4788	98	0.99	0.02	0.00	-0.05
4NBT312	A	1	69	72	1.69	0.12	0.96	0.45
4NBT312	B	0	20	21	0.69	0.16	0.76	-0.37
4NBT312	C	0	7	7	0.67	0.20	0.64	-0.21
4NBT312	D	0	0	0	0.00	0.00	0.00	0.00
4NBT313	*	-1	4792	98	0.99	0.02	0.00	-0.06
4NBT313	A	1	63	68	1.92	0.11	0.88	0.52
4NBT313	B	0	6	7	0.34	0.21	0.38	-0.35
4NBT313	C	0	23	25	0.98	0.11	0.75	-0.36
4NBT313	D	0	0	0	0.00	0.00	0.00	0.00
4NBT314	*	-1	4779	98	0.98	0.02	0.00	-0.08
4NBT314	A	1	90	86	1.88	0.11	0.94	0.38
4NBT314	B	0	11	10	0.73	0.14	0.56	-0.33
4NBT314	C	0	4	4	0.88	0.54	0.84	-0.16
4NBT314	D	0	0	0	0.00	0.00	0.00	0.00
4NBT315	*	-1	4763	98	0.99	0.02	0.00	-0.04
4NBT315	A	1	93	77	1.53	0.08	0.88	0.48
4NBT315	B	0	18	15	0.52	0.15	0.69	-0.37
4NBT315	C	0	10	8	0.58	0.32	0.96	-0.25
4NBT315	D	0	0	0	0.00	0.00	0.00	0.00

ItemID	Response	SCORE	n	n %	Avg. Prsn Msr	SE	OUT.MSQ	PTME
4NBT32	*	-1	4793	98	1.00	0.02	0.00	-0.01
4NBT32	A	1	53	58	1.43	0.14	1.00	0.43
4NBT32	B	0	25	27	0.62	0.13	0.87	-0.30
4NBT32	C	0	13	14	0.58	0.13	0.73	-0.22
4NBT32	D	0	0	0	0.00	0.00	0.00	0.00
4NBT33	*	-1	4789	98	0.99	0.02	0.00	-0.05
4NBT33	A	1	74	78	1.69	0.11	0.94	0.40
4NBT33	B	0	13	14	0.85	0.14	0.74	-0.28
4NBT33	C	0	8	8	0.73	0.27	0.80	-0.25
4NBT33	D	0	0	0	0.00	0.00	0.00	0.00
4NBT34	*	-1	4670	96	0.99	0.02	0.00	-0.04
4NBT34	A	1	131	61	1.47	0.08	1.03	0.37
4NBT34	B	0	33	15	1.01	0.13	1.18	-0.09
4NBT34	C	0	50	23	0.65	0.10	0.80	-0.34
4NBT34	D	0	0	0	0.00	0.00	0.00	0.00
4NBT35	*	-1	4793	98	0.99	0.02	0.00	-0.06
4NBT35	A	1	74	81	1.70	0.10	1.00	0.34
4NBT35	B	0	14	15	1.02	0.17	0.89	-0.26
4NBT35	C	0	3	3	0.45	0.26	0.44	-0.23
4NBT35	D	0	0	0	0.00	0.00	0.00	0.00
4NBT36	*	-1	4771	98	1.00	0.02	0.00	-0.01
4NBT36	A	1	49	43	1.23	0.10	1.10	0.22
4NBT36	B	0	14	12	0.36	0.16	0.56	-0.35
4NBT36	C	0	50	44	1.05	0.10	1.23	0.01
4NBT36	D	0	0	0	0.00	0.00	0.00	0.00
4NBT37	*	-1	4774	98	0.99	0.02	0.00	-0.06
4NBT37	A	1	92	84	1.66	0.09	0.96	0.32
4NBT37	B	0	13	12	0.78	0.27	0.93	-0.31
4NBT37	C	0	5	5	1.14	0.27	0.97	-0.10
4NBT37	D	0	0	0	0.00	0.00	0.00	0.00

ItemID	Response	SCORE	n	n %	Avg. Prsn Msr	SE	OUT.MSQ	PTME
4NBT38	*	-1	4793	98	0.99	0.02	0.00	-0.05
4NBT38	A	1	59	65	1.68	0.14	1.01	0.35
4NBT38	B	0	15	16	0.93	0.18	0.94	-0.22
4NBT38	C	0	17	19	0.99	0.15	0.93	-0.21
4NBT38	D	0	0	0	0.00	0.00	0.00	0.00
4NBT39	*	-1	4782	98	0.98	0.02	0.00	-0.10
4NBT39	A	1	82	80	2.05	0.09	0.88	0.47
4NBT39	B	0	8	8	1.25	0.24	0.87	-0.19
4NBT39	C	0	12	12	0.77	0.18	0.52	-0.42
4NBT39	D	0	0	0	0.00	0.00	0.00	0.00
4NBT41	*	-1	4780	98	0.99	0.02	0.00	-0.03
4NBT41	A	1	77	74	1.49	0.10	0.95	0.42
4NBT41	B	0	12	12	0.32	0.25	0.68	-0.33
4NBT41	C	0	15	14	0.71	0.25	1.17	-0.22
4NBT41	D	0	0	0	0.00	0.00	0.00	0.00
4NBT410	*	-1	4775	98	0.98	0.02	0.00	-0.08
4NBT410	A	1	100	92	1.82	0.10	0.91	0.39
4NBT410	B	0	6	6	0.20	0.23	0.38	-0.34
4NBT410	C	0	3	3	0.59	0.21	0.51	-0.18
4NBT410	D	0	0	0	0.00	0.00	0.00	0.00
4NBT411	*	-1	4764	98	0.98	0.02	0.00	-0.07
4NBT411	A	1	115	96	1.67	0.12	0.99	0.24
4NBT411	B	0	4	3	0.30	0.35	0.61	-0.19
4NBT411	C	0	1	1	-0.41	0.00	0.24	-0.15
4NBT411	D	0	0	0	0.00	0.00	0.00	0.00
4NBT412	*	-1	4779	98	0.98	0.02	0.00	-0.08
4NBT412	A	1	70	67	1.93	0.14	1.01	0.32
4NBT412	B	0	19	18	1.46	0.20	1.48	-0.10
4NBT412	C	0	16	15	0.85	0.16	0.64	-0.32
4NBT412	D	0	0	0	0.00	0.00	0.00	0.00

ItemID	Response	SCORE	n	n %	Avg. Prsn Msr	SE	OUT.MSQ	PTME
4NBT413	*	-1	4788	98	0.99	0.02	0.00	-0.05
4NBT413	A	1	89	93	1.46	0.11	1.01	0.19
4NBT413	B	0	4	4	0.83	0.45	1.10	-0.12
4NBT413	C	0	3	3	0.56	0.64	0.94	-0.15
4NBT413	D	0	0	0	0.00	0.00	0.00	0.00
4NBT414	*	-1	4658	95	0.98	0.02	0.00	-0.05
4NBT414	A	1	189	84	1.42	0.06	0.94	0.37
4NBT414	B	0	23	10	0.37	0.12	0.59	-0.36
4NBT414	C	0	14	6	0.85	0.24	1.23	-0.13
4NBT414	D	0	0	0	0.00	0.00	0.00	0.00
4NBT415	*	-1	4793	98	0.99	0.02	0.00	-0.06
4NBT415	A	1	71	78	1.75	0.11	0.98	0.32
4NBT415	B	0	12	13	1.11	0.25	1.02	-0.20
4NBT415	C	0	8	9	0.91	0.22	0.75	-0.23
4NBT415	D	0	0	0	0.00	0.00	0.00	0.00
4NBT416	*	-1	4781	98	0.98	0.02	0.00	-0.08
4NBT416	A	1	88	85	1.85	0.11	1.02	0.26
4NBT416	B	0	5	5	1.24	0.21	0.91	-0.11
4NBT416	C	0	10	10	1.01	0.29	1.06	-0.23
4NBT416	D	0	0	0	0.00	0.00	0.00	0.00
4NBT417	*	-1	4763	98	0.99	0.02	0.00	-0.04
4NBT417	A	1	81	67	1.61	0.08	0.85	0.50
4NBT417	B	0	16	13	1.02	0.23	1.29	-0.12
4NBT417	C	0	24	20	0.44	0.12	0.56	-0.49
4NBT417	D	0	0	0	0.00	0.00	0.00	0.00
4NBT418	*	-1	4794	98	1.00	0.02	0.00	-0.01
4NBT418	A	1	50	56	1.38	0.14	1.02	0.35
4NBT418	B	0	28	31	0.83	0.14	1.03	-0.19
4NBT418	C	0	12	13	0.48	0.21	0.78	-0.25
4NBT418	D	0	0	0	0.00	0.00	0.00	0.00

ItemID	Response	SCORE	n	n %	Avg. Prsn Msr	SE	OUT.MSQ	PTME
4NBT419	*	-1	4790	98	0.99	0.02	0.00	-0.05
4NBT419	A	1	64	68	1.83	0.11	0.85	0.52
4NBT419	B	0	19	20	0.94	0.13	0.77	-0.31
4NBT419	C	0	11	12	0.56	0.18	0.56	-0.37
4NBT419	D	0	0	0	0.00	0.00	0.00	0.00
4NBT42	*	-1	4793	98	0.99	0.02	0.00	-0.06
4NBT42	A	1	52	57	1.92	0.12	0.90	0.47
4NBT42	B	0	33	36	1.12	0.11	0.86	-0.36
4NBT42	C	0	6	7	0.73	0.36	0.61	-0.24
4NBT42	D	0	0	0	0.00	0.00	0.00	0.00
4NBT420	*	-1	4773	98	1.00	0.02	0.00	-0.01
4NBT420	A	1	74	67	1.34	0.07	0.82	0.56
4NBT420	B	0	20	18	0.73	0.12	0.91	-0.20
4NBT420	C	0	17	15	0.12	0.14	0.52	-0.52
4NBT420	D	0	0	0	0.00	0.00	0.00	0.00
4NBT43	*	-1	4774	98	0.99	0.02	0.00	-0.06
4NBT43	A	1	75	68	1.76	0.09	0.97	0.37
4NBT43	B	0	21	19	1.24	0.19	1.27	-0.16
4NBT43	C	0	14	13	0.76	0.23	0.78	-0.33
4NBT43	D	0	0	0	0.00	0.00	0.00	0.00
4NBT44	*	-1	4794	98	0.99	0.02	0.00	-0.05
4NBT44	A	1	58	64	1.77	0.14	0.94	0.45
4NBT44	B	0	15	17	0.74	0.11	0.64	-0.31
4NBT44	C	0	17	19	0.92	0.13	0.81	-0.25
4NBT44	D	0	0	0	0.00	0.00	0.00	0.00
4NBT45	*	-1	4785	98	0.98	0.02	0.00	-0.10
4NBT45	A	1	73	74	2.11	0.10	0.88	0.45
4NBT45	B	0	13	13	1.36	0.21	0.93	-0.21
4NBT45	C	0	13	13	0.98	0.21	0.66	-0.37
4NBT45	D	0	0	0	0.00	0.00	0.00	0.00

ItemID	Response	SCORE	n	n %	Avg. Prsn Msr	SE	OUT.MSQ	PTME
4NBT46	*	-1	4780	98	0.99	0.02	0.00	-0.03
4NBT46	A	1	101	97	1.27	0.10	1.01	0.18
4NBT46	B	0	3	3	0.19	0.12	0.56	-0.18
4NBT46	C	0	0	0	0.00	0.00	0.00	0.00
4NBT46	D	0	0	0	0.00	0.00	0.00	0.00
4NBT47	*	-1	4775	98	0.98	0.02	0.00	-0.08
4NBT47	A	1	81	74	1.96	0.12	0.97	0.42
4NBT47	B	0	9	8	0.77	0.31	0.71	-0.26
4NBT47	C	0	19	17	1.02	0.13	0.76	-0.29
4NBT47	D	0	0	0	0.00	0.00	0.00	0.00
4NBT48	*	-1	4764	98	0.98	0.02	0.00	-0.07
4NBT48	A	1	111	93	1.73	0.12	0.89	0.34
4NBT48	B	0	2	2	0.98	0.63	1.12	-0.06
4NBT48	C	0	7	6	-0.14	0.36	0.45	-0.34
4NBT48	D	0	0	0	0.00	0.00	0.00	0.00
4NBT49	*	-1	4779	98	0.98	0.02	0.00	-0.08
4NBT49	A	1	97	92	1.76	0.11	1.00	0.24
4NBT49	B	0	3	3	0.32	0.07	0.38	-0.21
4NBT49	C	0	5	5	1.04	0.11	0.80	-0.13
4NBT49	D	0	0	0	0.00	0.00	0.00	0.00
4NBT51	*	-1	4789	98	0.99	0.02	0.00	-0.04
4NBT51	A	1	66	69	1.76	0.11	0.82	0.53
4NBT51	B	0	15	16	0.65	0.14	0.64	-0.32
4NBT51	C	0	14	15	0.53	0.23	0.69	-0.36
4NBT51	D	0	0	0	0.00	0.00	0.00	0.00

ItemID	Response	SCORE	n	n %	Avg. Prsn Msr	SE	OUT.MSQ	PTME
4NBT510	*	-1	4794	98	0.99	0.02	0.00	-0.06
4NBT510	A	1	82	91	1.68	0.10	0.98	0.29
4NBT510	B	0	6	7	0.86	0.19	0.73	-0.21
4NBT510	C	0	2	2	0.29	0.59	0.44	-0.21
4NBT510	D	0	0	0	0.00	0.00	0.00	0.00
4NBT511	*	-1	4781	98	0.98	0.02	0.00	-0.08
4NBT511	A	1	72	70	1.98	0.12	0.99	0.36
4NBT511	B	0	12	12	1.14	0.16	0.76	-0.21
4NBT511	C	0	19	18	1.19	0.22	1.12	-0.25
4NBT511	D	0	0	0	0.00	0.00	0.00	0.00
4NBT512	*	-1	4764	98	0.99	0.02	0.00	-0.04
4NBT512	A	1	41	34	1.75	0.13	1.02	0.36
4NBT512	B	0	60	50	1.21	0.10	1.09	-0.11
4NBT512	C	0	19	16	0.65	0.17	0.60	-0.32
4NBT512	D	0	0	0	0.00	0.00	0.00	0.00
4NBT513	*	-1	4794	98	1.00	0.02	0.00	-0.01
4NBT513	A	1	50	56	1.42	0.14	1.00	0.38
4NBT513	B	0	18	20	0.50	0.15	0.72	-0.31
4NBT513	C	0	22	24	0.83	0.16	1.10	-0.16
4NBT513	D	0	0	0	0.00	0.00	0.00	0.00
4NBT514	*	-1	4790	98	0.99	0.02	0.00	-0.05
4NBT514	A	1	28	30	1.88	0.23	1.43	0.27
4NBT514	B	0	34	36	1.29	0.12	0.89	-0.17
4NBT514	C	0	32	34	1.39	0.14	1.09	-0.09
4NBT514	D	0	0	0	0.00	0.00	0.00	0.00
4NBT515	*	-1	4793	98	0.99	0.02	0.00	-0.06
4NBT515	A	1	40	44	1.96	0.15	0.97	0.40
4NBT515	B	0	23	25	1.16	0.18	0.91	-0.25
4NBT515	C	0	28	31	1.30	0.13	0.94	-0.19
4NBT515	D	0	0	0	0.00	0.00	0.00	0.00

ItemID	Response	SCORE	n	n %	Avg. Prsn Msr	SE	OUT.MSQ	PTME
4NBT52	*	-1	4775	98	1.00	0.02	0.00	0.00
4NBT52	A	1	28	26	1.08	0.15	1.50	0.04
4NBT52	B	0	61	56	1.10	0.08	1.15	0.10
4NBT52	C	0	20	18	0.76	0.20	1.02	-0.17
4NBT52	D	0	0	0	0.00	0.00	0.00	0.00
4NBT53	*	-1	4682	96	0.97	0.02	0.00	-0.10
4NBT53	A	1	135	67	1.91	0.08	0.99	0.39
4NBT53	B	0	42	21	1.16	0.11	1.04	-0.26
4NBT53	C	0	25	12	1.03	0.15	0.84	-0.24
4NBT53	D	0	0	0	0.00	0.00	0.00	0.00
4NBT54	*	-1	4774	98	0.99	0.02	0.00	-0.06
4NBT54	A	1	78	71	1.79	0.09	0.94	0.46
4NBT54	B	0	12	11	1.02	0.17	0.80	-0.20
4NBT54	C	0	20	18	0.81	0.16	0.71	-0.38
4NBT54	D	0	0	0	0.00	0.00	0.00	0.00
4NBT55	*	-1	4795	98	0.99	0.02	0.00	-0.05
4NBT55	A	1	46	52	1.70	0.16	1.14	0.26
4NBT55	B	0	21	24	1.19	0.15	1.06	-0.15
4NBT55	C	0	22	25	1.19	0.19	1.42	-0.15
4NBT55	D	0	0	0	0.00	0.00	0.00	0.00
4NBT56	*	-1	4791	98	0.98	0.02	0.00	-0.10
4NBT56	A	1	75	81	2.04	0.10	0.95	0.36
4NBT56	B	0	9	10	0.89	0.22	0.56	-0.36
4NBT56	C	0	9	10	1.55	0.16	0.99	-0.12
4NBT56	D	0	0	0	0.00	0.00	0.00	0.00
4NBT57	*	-1	4780	98	0.99	0.02	0.00	-0.03
4NBT57	A	1	64	62	1.46	0.11	1.11	0.28
4NBT57	B	0	20	19	0.59	0.21	0.93	-0.32
4NBT57	C	0	20	19	1.17	0.24	1.70	-0.03
4NBT57	D	0	0	0	0.00	0.00	0.00	0.00

ItemID	Response	SCORE	n	n %	Avg. Prsn Msr	SE	OUT.MSQ	PTME
4NBT58	*	-1	4775	98	0.98	0.02	0.00	-0.08
4NBT58	A	1	83	76	1.81	0.12	1.11	0.18
4NBT58	B	0	16	15	1.27	0.29	1.69	-0.17
4NBT58	C	0	10	9	1.49	0.24	1.32	-0.06
4NBT58	D	0	0	0	0.00	0.00	0.00	0.00
4NBT59	*	-1	4767	98	0.98	0.02	0.00	-0.08
4NBT59	A	1	75	64	2.06	0.15	1.14	0.46
4NBT59	B	0	19	16	0.82	0.17	0.72	-0.28
4NBT59	C	0	23	20	0.88	0.16	0.83	-0.29
4NBT59	D	0	0	0	0.00	0.00	0.00	0.00
4NBT61	*	-1	4780	98	0.98	0.02	0.00	-0.08
4NBT61	A	1	50	48	2.11	0.18	1.02	0.38
4NBT61	B	0	25	24	1.26	0.13	0.92	-0.21
4NBT61	C	0	29	28	1.28	0.16	1.06	-0.22
4NBT61	D	0	0	0	0.00	0.00	0.00	0.00
4NBT610	*	-1	4789	98	0.99	0.02	0.00	-0.04
4NBT610	A	1	79	83	1.60	0.11	0.88	0.43
4NBT610	B	0	12	13	0.21	0.23	0.55	-0.45
4NBT610	C	0	4	4	1.18	0.20	1.12	-0.05
4NBT610	D	0	0	0	0.00	0.00	0.00	0.00
4NBT611	*	-1	4795	98	0.99	0.02	0.00	-0.06
4NBT611	A	1	61	69	1.96	0.11	0.82	0.55
4NBT611	B	0	10	11	0.79	0.14	0.57	-0.30
4NBT611	C	0	18	20	0.85	0.19	0.80	-0.40
4NBT611	D	0	0	0	0.00	0.00	0.00	0.00
4NBT612	*	-1	4781	98	0.98	0.02	0.00	-0.08
4NBT612	A	1	85	83	1.85	0.12	1.09	0.23
4NBT612	B	0	1	1	1.53	0.00	1.10	-0.02
4NBT612	C	0	17	17	1.20	0.16	0.99	-0.23
4NBT612	D	0	0	0	0.00	0.00	0.00	0.00

ItemID	Response	SCORE	n	n %	Avg. Prsn Msr	SE	OUT.MSQ	PTME
4NBT613	*	-1	4765	98	0.99	0.02	0.00	-0.04
4NBT613	A	1	70	59	1.58	0.10	1.09	0.37
4NBT613	B	0	39	33	1.02	0.13	1.10	-0.23
4NBT613	C	0	10	8	0.57	0.18	0.57	-0.26
4NBT613	D	0	0	0	0.00	0.00	0.00	0.00
4NBT614	*	-1	4795	98	1.00	0.02	0.00	-0.01
4NBT614	A	1	65	73	1.28	0.12	1.00	0.33
4NBT614	B	0	6	7	0.34	0.43	0.95	-0.21
4NBT614	C	0	18	20	0.66	0.12	0.89	-0.23
4NBT614	D	0	0	0	0.00	0.00	0.00	0.00
4NBT615	*	-1	4791	98	0.99	0.02	0.00	-0.06
4NBT615	A	1	45	48	1.95	0.14	0.96	0.47
4NBT615	B	0	21	23	0.98	0.11	0.68	-0.31
4NBT615	C	0	27	29	1.17	0.15	0.99	-0.23
4NBT615	D	0	0	0	0.00	0.00	0.00	0.00
4NBT616	*	-1	4793	98	0.99	0.02	0.00	-0.06
4NBT616	A	1	35	38	1.81	0.16	1.19	0.23
4NBT616	B	0	24	26	1.30	0.17	1.08	-0.17
4NBT616	C	0	32	35	1.47	0.15	1.17	-0.07
4NBT616	D	0	0	0	0.00	0.00	0.00	0.00
4NBT617	*	-1	4778	98	1.00	0.02	0.00	0.00
4NBT617	A	1	46	43	1.24	0.11	1.12	0.26
4NBT617	B	0	26	25	0.92	0.14	1.08	-0.07
4NBT617	C	0	34	32	0.80	0.12	1.00	-0.21
4NBT617	D	0	0	0	0.00	0.00	0.00	0.00
4NBT618	*	-1	4774	98	0.99	0.02	0.00	-0.06
4NBT618	A	1	60	55	1.96	0.10	0.85	0.53
4NBT618	B	0	32	29	1.07	0.11	0.80	-0.33
4NBT618	C	0	18	16	0.92	0.20	0.77	-0.31
4NBT618	D	0	0	0	0.00	0.00	0.00	0.00

ItemID	Response	SCORE	n	n %	Avg. Prsn Msr	SE	OUT.MSQ	PTME
4NBT619	*	-1	4795	98	0.99	0.02	0.00	-0.05
4NBT619	A	1	52	58	1.80	0.15	0.98	0.41
4NBT619	B	0	17	19	1.12	0.12	0.93	-0.16
4NBT619	C	0	20	22	0.84	0.16	0.90	-0.33
4NBT619	D	0	0	0	0.00	0.00	0.00	0.00
4NBT62	*	-1	4670	96	0.98	0.02	0.00	-0.08
4NBT62	A	1	163	76	1.76	0.07	0.86	0.48
4NBT62	B	0	32	15	0.68	0.14	0.81	-0.32
4NBT62	C	0	19	9	0.37	0.20	0.63	-0.33
4NBT62	D	0	0	0	0.00	0.00	0.00	0.00
4NBT620	*	-1	4794	98	0.98	0.02	0.00	-0.09
4NBT620	A	1	45	50	2.17	0.15	1.10	0.33
4NBT620	B	0	20	22	1.41	0.16	0.84	-0.27
4NBT620	C	0	25	28	1.71	0.14	1.11	-0.11
4NBT620	D	0	0	0	0.00	0.00	0.00	0.00
4NBT621	*	-1	4781	98	0.99	0.02	0.00	-0.03
4NBT621	A	1	70	68	1.52	0.11	1.01	0.40
4NBT621	B	0	13	13	0.75	0.21	0.91	-0.19
4NBT621	C	0	20	19	0.59	0.21	0.88	-0.32
4NBT621	D	0	0	0	0.00	0.00	0.00	0.00
4NBT63	*	-1	4776	98	0.98	0.02	0.00	-0.08
4NBT63	A	1	47	44	2.06	0.17	1.19	0.31
4NBT63	B	0	27	25	1.13	0.18	0.81	-0.31
4NBT63	C	0	34	31	1.61	0.14	1.29	-0.04
4NBT63	D	0	0	0	0.00	0.00	0.00	0.00
4NBT64	*	-1	4767	98	0.98	0.02	0.00	-0.08
4NBT64	A	1	54	46	1.95	0.20	1.76	0.24
4NBT64	B	0	31	26	0.89	0.14	0.69	-0.35
4NBT64	C	0	32	27	1.79	0.18	2.12	0.08
4NBT64	D	0	0	0	0.00	0.00	0.00	0.00

ItemID	Response	SCORE	n	n %	Avg. Prsn Msr	SE	OUT.MSQ	PTME
4NBT65	*	-1	4790	98	0.99	0.02	0.00	-0.05
4NBT65	A	1	47	50	1.84	0.14	0.93	0.42
4NBT65	B	0	23	24	0.69	0.17	0.67	-0.41
4NBT65	C	0	24	26	1.29	0.17	1.34	-0.07
4NBT65	D	0	0	0	0.00	0.00	0.00	0.00
4NBT66	*	-1	4795	98	0.99	0.02	0.00	-0.06
4NBT66	A	1	50	56	1.77	0.15	1.33	0.20
4NBT66	B	0	17	19	1.43	0.18	1.19	-0.09
4NBT66	C	0	22	25	1.37	0.15	1.05	-0.14
4NBT66	D	0	0	0	0.00	0.00	0.00	0.00
4NBT67	*	-1	4781	98	0.98	0.02	0.00	-0.08
4NBT67	A	1	66	64	2.07	0.12	0.89	0.44
4NBT67	B	0	14	14	0.96	0.22	0.77	-0.30
4NBT67	C	0	23	22	1.24	0.18	1.01	-0.26
4NBT67	D	0	0	0	0.00	0.00	0.00	0.00
4NBT68	*	-1	4765	98	0.99	0.02	0.00	-0.04
4NBT68	A	1	58	49	1.70	0.11	1.06	0.43
4NBT68	B	0	21	18	0.87	0.13	0.75	-0.24
4NBT68	C	0	40	34	0.99	0.12	0.95	-0.26
4NBT68	D	0	0	0	0.00	0.00	0.00	0.00
4NBT69	*	-1	4795	98	1.00	0.02	0.00	-0.01
4NBT69	A	1	56	63	1.35	0.13	1.01	0.35
4NBT69	B	0	10	11	0.72	0.19	0.90	-0.14
4NBT69	C	0	23	26	0.64	0.16	0.97	-0.28
4NBT69	D	0	0	0	0.00	0.00	0.00	0.00
4NF11	*	-1	4775	98	0.98	0.02	0.00	-0.08
4NF11	A	1	78	72	1.90	0.13	1.00	0.34
4NF11	B	0	14	13	0.83	0.18	0.68	-0.29
4NF11	C	0	17	16	1.26	0.17	1.08	-0.16
4NF11	D	0	0	0	0.00	0.00	0.00	0.00

ItemID	Response	SCORE	n	n %	Avg. Prsn Msr	SE	OUT.MSQ	PTME
4NF110	*	-1	4785	98	0.99	0.02	0.00	-0.04
4NF110	A	1	46	46	1.79	0.17	1.28	0.35
4NF110	B	0	36	36	0.97	0.13	0.79	-0.31
4NF110	C	0	17	17	1.23	0.21	1.19	-0.07
4NF110	D	0	0	0	0.00	0.00	0.00	0.00
4NF111	*	-1	4792	98	0.99	0.02	0.00	-0.06
4NF111	A	1	48	52	1.84	0.15	1.21	0.28
4NF111	B	0	31	34	1.46	0.13	1.25	-0.09
4NF111	C	0	13	14	0.92	0.20	0.66	-0.28
4NF111	D	0	0	0	0.00	0.00	0.00	0.00
4NF112	*	-1	4775	98	0.98	0.02	0.00	-0.08
4NF112	A	1	81	74	1.88	0.12	1.06	0.33
4NF112	B	0	9	8	0.92	0.24	0.74	-0.22
4NF112	C	0	19	17	1.18	0.17	1.02	-0.22
4NF112	D	0	0	0	0.00	0.00	0.00	0.00
4NF113	*	-1	4762	98	0.99	0.02	0.00	-0.04
4NF113	A	1	116	95	1.35	0.08	0.97	0.19
4NF113	B	0	2	2	0.00	1.05	0.61	-0.19
4NF113	C	0	4	3	0.86	0.45	1.13	-0.09
4NF113	D	0	0	0	0.00	0.00	0.00	0.00
4NF114	*	-1	4791	98	1.00	0.02	0.00	-0.01
4NF114	A	1	55	59	1.47	0.13	0.88	0.49
4NF114	B	0	25	27	0.54	0.13	0.77	-0.36
4NF114	C	0	13	14	0.55	0.18	0.78	-0.23
4NF114	D	0	0	0	0.00	0.00	0.00	0.00
4NF115	*	-1	4679	96	0.97	0.02	0.00	-0.09
4NF115	A	1	129	63	1.85	0.10	1.01	0.38
4NF115	B	0	66	32	1.06	0.10	0.99	-0.32
4NF115	C	0	10	5	0.82	0.22	0.69	-0.15
4NF115	D	0	0	0	0.00	0.00	0.00	0.00

ItemID	Response	SCORE	n	n %	Avg. Prsn Msr	SE	OUT.MSQ	PTME
4NF12	*	-1	4787	98	0.99	0.02	0.00	-0.06
4NF12	A	1	51	53	1.74	0.14	1.12	0.27
4NF12	B	0	27	28	1.18	0.13	0.92	-0.21
4NF12	C	0	19	20	1.31	0.22	1.40	-0.10
4NF12	D	0	0	0	0.00	0.00	0.00	0.00
4NF13	*	-1	4785	98	0.99	0.02	0.00	-0.06
4NF13	A	1	76	77	1.72	0.10	0.94	0.39
4NF13	B	0	12	12	0.83	0.21	0.78	-0.28
4NF13	C	0	11	11	0.87	0.28	1.13	-0.24
4NF13	D	0	0	0	0.00	0.00	0.00	0.00
4NF14	*	-1	4768	98	1.00	0.02	0.00	-0.01
4NF14	A	1	69	59	1.33	0.09	0.94	0.43
4NF14	B	0	29	25	0.57	0.13	0.85	-0.37
4NF14	C	0	18	16	0.80	0.14	0.96	-0.14
4NF14	D	0	0	0	0.00	0.00	0.00	0.00
4NF15	*	-1	4772	98	0.99	0.02	0.00	-0.06
4NF15	A	1	60	54	1.96	0.10	0.84	0.49
4NF15	B	0	22	20	1.03	0.18	0.86	-0.27
4NF15	C	0	30	27	1.08	0.15	0.89	-0.30
4NF15	D	0	0	0	0.00	0.00	0.00	0.00
4NF16	*	-1	4788	98	0.99	0.02	0.00	-0.05
4NF16	A	1	78	81	1.56	0.12	1.04	0.24
4NF16	B	0	4	4	0.80	0.20	0.73	-0.14
4NF16	C	0	14	15	0.99	0.13	0.92	-0.19
4NF16	D	0	0	0	0.00	0.00	0.00	0.00
4NF17	*	-1	4774	98	0.98	0.02	0.00	-0.10
4NF17	A	1	58	53	2.19	0.13	1.03	0.38
4NF17	B	0	14	13	1.78	0.20	1.25	-0.03
4NF17	C	0	38	35	1.37	0.12	0.83	-0.38
4NF17	D	0	0	0	0.00	0.00	0.00	0.00

ItemID	Response	SCORE	n	n %	Avg. Prsn Msr	SE	OUT.MSQ	PTME
4NF18	*	-1	4778	98	0.99	0.02	0.00	-0.03
4NF18	A	1	74	70	1.48	0.11	1.11	0.37
4NF18	B	0	23	22	0.75	0.18	1.01	-0.26
4NF18	C	0	9	8	0.51	0.22	0.73	-0.23
4NF18	D	0	0	0	0.00	0.00	0.00	0.00
4NF19	*	-1	4774	98	0.98	0.02	0.00	-0.08
4NF19	A	1	77	70	1.98	0.12	0.98	0.40
4NF19	B	0	14	13	0.79	0.20	0.62	-0.33
4NF19	C	0	19	17	1.23	0.19	1.12	-0.20
4NF19	D	0	0	0	0.00	0.00	0.00	0.00
4NF21	*	-1	4761	97	0.98	0.02	0.00	-0.07
4NF21	A	1	76	62	1.81	0.16	1.36	0.23
4NF21	B	0	32	26	0.96	0.17	1.01	-0.29
4NF21	C	0	15	12	1.76	0.21	1.99	0.05
4NF21	D	0	0	0	0.00	0.00	0.00	0.00
4NF210	*	-1	4685	96	0.97	0.02	0.00	-0.11
4NF210	A	1	131	66	1.95	0.09	0.94	0.41
4NF210	B	0	46	23	1.07	0.12	0.87	-0.32
4NF210	C	0	22	11	1.12	0.15	0.95	-0.19
4NF210	D	0	0	0	0.00	0.00	0.00	0.00
4NF211	*	-1	4778	98	0.98	0.02	0.00	-0.08
4NF211	A	1	87	82	1.83	0.12	0.96	0.31
4NF211	B	0	15	14	0.85	0.19	0.77	-0.30
4NF211	C	0	4	4	1.18	0.45	1.17	-0.09
4NF211	D	0	0	0	0.00	0.00	0.00	0.00
4NF212	*	-1	4788	98	0.99	0.02	0.00	-0.05
4NF212	A	1	26	27	2.24	0.22	0.90	0.50
4NF212	B	0	26	27	0.84	0.14	0.59	-0.35
4NF212	C	0	44	46	1.26	0.12	0.96	-0.14
4NF212	D	0	0	0	0.00	0.00	0.00	0.00

ItemID	Response	SCORE	n	n %	Avg. Prsn Msr	SE	OUT.MSQ	PTME
4NF213	*	-1	4792	98	0.99	0.02	0.00	-0.06
4NF213	A	1	64	70	1.87	0.11	0.89	0.47
4NF213	B	0	24	26	0.92	0.15	0.78	-0.42
4NF213	C	0	4	4	0.86	0.32	0.67	-0.16
4NF213	D	0	0	0	0.00	0.00	0.00	0.00
4NF214	*	-1	4779	98	0.98	0.02	0.00	-0.08
4NF214	A	1	67	64	1.94	0.13	1.09	0.28
4NF214	B	0	30	29	1.31	0.17	1.15	-0.25
4NF214	C	0	8	8	1.43	0.16	0.95	-0.08
4NF214	D	0	0	0	0.00	0.00	0.00	0.00
4NF215	*	-1	4763	98	0.99	0.02	0.00	-0.04
4NF215	A	1	76	63	1.64	0.09	0.88	0.51
4NF215	B	0	39	32	0.67	0.11	0.74	-0.50
4NF215	C	0	6	5	1.05	0.40	1.23	-0.06
4NF215	D	0	0	0	0.00	0.00	0.00	0.00
4NF22	*	-1	4791	98	1.00	0.02	0.00	-0.01
4NF22	A	1	39	42	1.64	0.13	0.77	0.50
4NF22	B	0	30	32	0.63	0.16	1.13	-0.34
4NF22	C	0	24	26	0.78	0.15	0.99	-0.20
4NF22	D	0	0	0	0.00	0.00	0.00	0.00
4NF23	*	-1	4789	98	0.99	0.02	0.00	-0.05
4NF23	A	1	23	24	1.58	0.18	1.50	0.05
4NF23	B	0	47	49	1.46	0.16	1.60	-0.04
4NF23	C	0	25	26	1.49	0.13	1.02	-0.01
4NF23	D	0	0	0	0.00	0.00	0.00	0.00
4NF24	*	-1	4793	98	0.99	0.02	0.00	-0.06
4NF24	A	1	50	55	1.78	0.12	1.03	0.28
4NF24	B	0	21	23	1.49	0.19	1.50	-0.04
4NF24	C	0	20	22	1.06	0.20	0.97	-0.29
4NF24	D	0	0	0	0.00	0.00	0.00	0.00

ItemID	Response	SCORE	n	n %	Avg. Prsn Msr	SE	OUT.MSQ	PTME
4NF25	*	-1	4770	98	1.00	0.02	0.00	-0.01
4NF25	A	1	90	79	1.20	0.07	0.92	0.41
4NF25	B	0	8	7	0.55	0.23	0.89	-0.18
4NF25	C	0	16	14	0.40	0.19	0.78	-0.35
4NF25	D	0	0	0	0.00	0.00	0.00	0.00
4NF26	*	-1	4774	98	0.99	0.02	0.00	-0.06
4NF26	A	1	78	71	1.74	0.10	1.02	0.36
4NF26	B	0	9	8	0.71	0.21	0.58	-0.28
4NF26	C	0	23	21	1.16	0.15	1.01	-0.22
4NF26	D	0	0	0	0.00	0.00	0.00	0.00
4NF27	*	-1	4792	98	0.99	0.02	0.00	-0.05
4NF27	A	1	73	79	1.54	0.12	1.02	0.24
4NF27	B	0	8	9	0.96	0.28	1.13	-0.14
4NF27	C	0	11	12	0.95	0.18	0.95	-0.18
4NF27	D	0	0	0	0.00	0.00	0.00	0.00
4NF28	*	-1	4778	98	0.98	0.02	0.00	-0.10
4NF28	A	1	67	63	2.10	0.11	1.00	0.37
4NF28	B	0	16	15	1.24	0.19	0.78	-0.28
4NF28	C	0	23	22	1.51	0.15	0.99	-0.19
4NF28	D	0	0	0	0.00	0.00	0.00	0.00
4NF29	*	-1	4780	98	0.99	0.02	0.00	-0.03
4NF29	A	1	75	72	1.61	0.10	0.81	0.59
4NF29	B	0	8	8	0.15	0.29	0.54	-0.32
4NF29	C	0	21	20	0.35	0.15	0.62	-0.45
4NF29	D	0	0	0	0.00	0.00	0.00	0.00
4NF31	*	-1	4775	98	0.98	0.02	0.00	-0.08
4NF31	A	1	40	37	2.26	0.18	1.10	0.40
4NF31	B	0	56	51	1.49	0.12	1.07	-0.20
4NF31	C	0	13	12	0.87	0.20	0.52	-0.29
4NF31	D	0	0	0	0.00	0.00	0.00	0.00

ItemID	Response	SCORE	n	n %	Avg. Prsn Msr	SE	OUT.MSQ	PTME
4NF310	*	-1	4763	98	0.98	0.02	0.00	-0.07
4NF310	A	1	81	67	2.10	0.13	0.82	0.57
4NF310	B	0	24	20	0.64	0.12	0.58	-0.38
4NF310	C	0	16	13	0.49	0.22	0.58	-0.34
4NF310	D	0	0	0	0.00	0.00	0.00	0.00
4NF311	*	-1	4779	98	0.98	0.02	0.00	-0.08
4NF311	A	1	67	64	1.97	0.14	1.04	0.34
4NF311	B	0	19	18	1.45	0.18	1.24	-0.10
4NF311	C	0	19	18	0.90	0.14	0.67	-0.33
4NF311	D	0	0	0	0.00	0.00	0.00	0.00
4NF312	*	-1	4788	98	0.99	0.02	0.00	-0.05
4NF312	A	1	34	35	2.10	0.18	0.90	0.51
4NF312	B	0	44	46	1.03	0.12	0.90	-0.35
4NF312	C	0	18	19	1.03	0.14	0.72	-0.18
4NF312	D	0	0	0	0.00	0.00	0.00	0.00
4NF313	*	-1	4792	98	0.99	0.02	0.00	-0.06
4NF313	A	1	30	33	2.39	0.17	0.77	0.59
4NF313	B	0	55	60	1.21	0.08	0.75	-0.47
4NF313	C	0	7	8	0.99	0.36	0.71	-0.18
4NF313	D	0	0	0	0.00	0.00	0.00	0.00
4NF314	*	-1	4670	96	0.99	0.02	0.00	-0.04
4NF314	A	1	85	40	1.51	0.10	1.19	0.27
4NF314	B	0	36	17	0.81	0.14	0.88	-0.20
4NF314	C	0	93	43	1.09	0.08	1.17	-0.11
4NF314	D	0	0	0	0.00	0.00	0.00	0.00
4NF315	*	-1	4781	98	0.98	0.02	0.00	-0.08
4NF315	A	1	51	50	2.02	0.17	1.37	0.27
4NF315	B	0	27	26	1.54	0.12	1.05	-0.11
4NF315	C	0	25	24	1.37	0.17	1.04	-0.20
4NF315	D	0	0	0	0.00	0.00	0.00	0.00

ItemID	Response	SCORE	n	n %	Avg. Prsn Msr	SE	OUT.MSQ	PTME
4NF32	*	-1	4763	98	0.99	0.02	0.00	-0.04
4NF32	A	1	76	63	1.56	0.10	1.06	0.40
4NF32	B	0	37	31	0.93	0.11	0.97	-0.28
4NF32	C	0	8	7	0.49	0.23	0.59	-0.25
4NF32	D	0	0	0	0.00	0.00	0.00	0.00
4NF33	*	-1	4793	98	1.00	0.02	0.00	-0.01
4NF33	A	1	69	76	1.23	0.12	1.02	0.28
4NF33	B	0	8	9	0.40	0.14	0.67	-0.22
4NF33	C	0	14	15	0.74	0.22	1.17	-0.15
4NF33	D	0	0	0	0.00	0.00	0.00	0.00
4NF34	*	-1	4789	98	0.99	0.02	0.00	-0.05
4NF34	A	1	45	47	1.92	0.16	1.09	0.44
4NF34	B	0	31	33	1.12	0.11	0.84	-0.28
4NF34	C	0	19	20	1.09	0.13	0.79	-0.22
4NF34	D	0	0	0	0.00	0.00	0.00	0.00
4NF35	*	-1	4793	98	0.99	0.02	0.00	-0.06
4NF35	A	1	73	80	1.72	0.10	0.98	0.38
4NF35	B	0	9	10	1.06	0.21	0.92	-0.18
4NF35	C	0	9	10	0.67	0.18	0.58	-0.33
4NF35	D	0	0	0	0.00	0.00	0.00	0.00
4NF36	*	-1	4771	98	1.00	0.02	0.00	-0.01
4NF36	A	1	80	71	1.29	0.07	0.85	0.52
4NF36	B	0	23	20	0.44	0.15	0.78	-0.41
4NF36	C	0	10	9	0.42	0.15	0.65	-0.26
4NF36	D	0	0	0	0.00	0.00	0.00	0.00
4NF37	*	-1	4774	98	0.99	0.02	0.00	-0.06
4NF37	A	1	90	82	1.65	0.09	1.03	0.28
4NF37	B	0	12	11	1.15	0.23	1.12	-0.15
4NF37	C	0	8	7	0.77	0.25	0.73	-0.24
4NF37	D	0	0	0	0.00	0.00	0.00	0.00

ItemID	Response	SCORE	n	n %	Avg. Prsn Msr	SE	OUT.MSQ	PTME
4NF38	*	-1	4793	98	0.99	0.02	0.00	-0.05
4NF38	A	1	78	86	1.54	0.11	0.97	0.28
4NF38	B	0	6	7	0.75	0.21	0.76	-0.18
4NF38	C	0	7	8	0.74	0.27	0.86	-0.20
4NF38	D	0	0	0	0.00	0.00	0.00	0.00
4NF39	*	-1	4782	98	0.98	0.02	0.00	-0.10
4NF39	A	1	78	76	2.12	0.09	0.83	0.55
4NF39	B	0	12	12	0.76	0.15	0.47	-0.43
4NF39	C	0	12	12	1.10	0.18	0.69	-0.29
4NF39	D	0	0	0	0.00	0.00	0.00	0.00
4NF41	*	-1	4780	98	0.99	0.02	0.00	-0.03
4NF41	A	1	51	49	1.40	0.13	1.33	0.16
4NF41	B	0	23	22	1.29	0.24	2.03	0.03
4NF41	C	0	30	29	0.92	0.17	1.02	-0.20
4NF41	D	0	0	0	0.00	0.00	0.00	0.00
4NF410	*	-1	4775	98	0.98	0.02	0.00	-0.08
4NF410	A	1	29	27	2.18	0.24	1.53	0.27
4NF410	B	0	62	57	1.67	0.12	1.25	-0.03
4NF410	C	0	18	17	1.02	0.18	0.54	-0.29
4NF410	D	0	0	0	0.00	0.00	0.00	0.00
4NF411	*	-1	4764	98	0.98	0.02	0.00	-0.07
4NF411	A	1	88	73	1.91	0.13	0.99	0.40
4NF411	B	0	16	13	0.67	0.19	0.71	-0.29
4NF411	C	0	16	13	0.87	0.25	1.06	-0.23
4NF411	D	0	0	0	0.00	0.00	0.00	0.00
4NF412	*	-1	4779	98	0.98	0.02	0.00	-0.08
4NF412	A	1	55	52	1.82	0.17	1.29	0.13
4NF412	B	0	7	7	1.05	0.37	0.85	-0.15
4NF412	C	0	43	41	1.62	0.14	1.54	-0.05
4NF412	D	0	0	0	0.00	0.00	0.00	0.00

ItemID	Response	SCORE	n	n %	Avg. Prsn Msr	SE	OUT.MSQ	PTME
4NF413	*	-1	4789	98	0.99	0.02	0.00	-0.04
4NF413	A	1	51	54	1.80	0.14	0.95	0.42
4NF413	B	0	30	32	0.71	0.16	0.88	-0.47
4NF413	C	0	14	15	1.46	0.15	1.27	0.02
4NF413	D	0	0	0	0.00	0.00	0.00	0.00
4NF414	*	-1	4794	98	0.99	0.02	0.00	-0.06
4NF414	A	1	30	33	2.05	0.17	1.06	0.34
4NF414	B	0	16	18	1.75	0.21	1.69	0.07
4NF414	C	0	44	49	1.23	0.13	1.00	-0.37
4NF414	D	0	0	0	0.00	0.00	0.00	0.00
4NF415	*	-1	4781	98	0.98	0.02	0.00	-0.08
4NF415	A	1	59	57	2.07	0.14	1.04	0.38
4NF415	B	0	29	28	1.26	0.13	0.87	-0.29
4NF415	C	0	15	15	1.33	0.27	1.60	-0.16
4NF415	D	0	0	0	0.00	0.00	0.00	0.00
4NF416	*	-1	4764	98	0.99	0.02	0.00	-0.04
4NF416	A	1	60	50	1.77	0.10	0.86	0.53
4NF416	B	0	15	13	0.43	0.11	0.46	-0.38
4NF416	C	0	45	38	0.99	0.12	0.95	-0.28
4NF416	D	0	0	0	0.00	0.00	0.00	0.00
4NF417	*	-1	4794	98	1.00	0.02	0.00	-0.01
4NF417	A	1	62	69	1.36	0.12	0.94	0.42
4NF417	B	0	6	7	0.00	0.26	0.47	-0.31
4NF417	C	0	22	24	0.62	0.12	0.86	-0.28
4NF417	D	0	0	0	0.00	0.00	0.00	0.00
4NF418	*	-1	4694	96	0.98	0.02	0.00	-0.08
4NF418	A	1	88	46	2.02	0.10	0.91	0.51
4NF418	B	0	82	43	1.10	0.07	0.81	-0.40
4NF418	C	0	20	11	1.01	0.19	0.86	-0.19
4NF418	D	0	0	0	0.00	0.00	0.00	0.00

ItemID	Response	SCORE	n	n %	Avg. Prsn Msr	SE	OUT.MSQ	PTME
4NF419	*	-1	4790	98	0.99	0.02	0.00	-0.05
4NF419	A	1	30	32	1.95	0.20	1.18	0.33
4NF419	B	0	37	39	1.34	0.13	1.05	-0.14
4NF419	C	0	27	29	1.22	0.16	0.96	-0.19
4NF419	D	0	0	0	0.00	0.00	0.00	0.00
4NF42	*	-1	4793	98	0.99	0.02	0.00	-0.06
4NF42	A	1	62	68	1.80	0.11	1.00	0.39
4NF42	B	0	9	10	0.85	0.20	0.68	-0.26
4NF42	C	0	20	22	1.12	0.18	1.22	-0.26
4NF42	D	0	0	0	0.00	0.00	0.00	0.00
4NF420	*	-1	4773	98	1.00	0.02	0.00	-0.01
4NF420	A	1	42	38	1.26	0.12	1.17	0.22
4NF420	B	0	34	31	0.91	0.12	1.04	-0.12
4NF420	C	0	35	32	0.92	0.13	1.08	-0.11
4NF420	D	0	0	0	0.00	0.00	0.00	0.00
4NF43	*	-1	4774	98	0.99	0.02	0.00	-0.06
4NF43	A	1	72	65	1.71	0.10	1.05	0.27
4NF43	B	0	15	14	0.66	0.17	0.57	-0.39
4NF43	C	0	23	21	1.55	0.19	1.68	0.01
4NF43	D	0	0	0	0.00	0.00	0.00	0.00
4NF44	*	-1	4795	98	0.99	0.02	0.00	-0.05
4NF44	A	1	39	44	1.60	0.18	1.26	0.13
4NF44	B	0	23	26	1.03	0.15	0.89	-0.25
4NF44	C	0	27	30	1.60	0.18	1.85	0.10
4NF44	D	0	0	0	0.00	0.00	0.00	0.00
4NF45	*	-1	4786	98	0.98	0.02	0.00	-0.10
4NF45	A	1	29	30	2.26	0.17	1.10	0.28
4NF45	B	0	20	20	1.80	0.21	1.43	-0.04
4NF45	C	0	49	50	1.69	0.12	1.00	-0.22
4NF45	D	0	0	0	0.00	0.00	0.00	0.00

ItemID	Response	SCORE	n	n %	Avg. Prsn Msr	SE	OUT.MSQ	PTME
4NF46	*	-1	4780	98	0.99	0.02	0.00	-0.03
4NF46	A	1	44	42	1.65	0.15	1.16	0.35
4NF46	B	0	21	20	0.60	0.21	0.75	-0.32
4NF46	C	0	39	38	1.12	0.13	1.11	-0.09
4NF46	D	0	0	0	0.00	0.00	0.00	0.00
4NF47	*	-1	4775	98	0.98	0.02	0.00	-0.08
4NF47	A	1	74	68	2.06	0.12	0.91	0.49
4NF47	B	0	23	21	1.02	0.17	0.81	-0.33
4NF47	C	0	12	11	0.78	0.14	0.53	-0.30
4NF47	D	0	0	0	0.00	0.00	0.00	0.00
4NF48	*	-1	4765	98	0.98	0.02	0.00	-0.08
4NF48	A	1	71	60	2.10	0.16	1.26	0.46
4NF48	B	0	32	27	0.90	0.13	0.79	-0.34
4NF48	C	0	16	13	0.89	0.19	0.82	-0.23
4NF48	D	0	0	0	0.00	0.00	0.00	0.00
4NF49	*	-1	4779	98	0.98	0.02	0.00	-0.08
4NF49	A	1	43	41	2.33	0.20	0.97	0.49
4NF49	B	0	29	28	1.23	0.12	0.82	-0.25
4NF49	C	0	33	31	1.23	0.13	0.84	-0.28
4NF49	D	0	0	0	0.00	0.00	0.00	0.00
4NF51	*	-1	4789	98	0.99	0.02	0.00	-0.04
4NF51	A	1	35	37	2.13	0.17	0.79	0.54
4NF51	B	0	39	41	0.87	0.12	0.70	-0.44
4NF51	C	0	21	22	1.20	0.15	0.91	-0.11
4NF51	D	0	0	0	0.00	0.00	0.00	0.00
4NF510	*	-1	4794	98	0.99	0.02	0.00	-0.06
4NF510	A	1	13	14	2.52	0.30	0.90	0.40
4NF510	B	0	16	18	1.36	0.19	0.78	-0.11
4NF510	C	0	61	68	1.46	0.11	0.97	-0.21
4NF510	D	0	0	0	0.00	0.00	0.00	0.00

ItemID	Response	SCORE	n	n %	Avg. Prsn Msr	SE	OUT.MSQ	PTME
4NF511	*	-1	4781	98	0.98	0.02	0.00	-0.08
4NF511	A	1	92	89	1.88	0.10	0.90	0.40
4NF511	B	0	4	4	0.70	0.31	0.57	-0.20
4NF511	C	0	7	7	0.47	0.25	0.48	-0.33
4NF511	D	0	0	0	0.00	0.00	0.00	0.00
4NF512	*	-1	4764	98	0.99	0.02	0.00	-0.04
4NF512	A	1	105	88	1.44	0.08	0.91	0.42
4NF512	B	0	10	8	0.31	0.18	0.56	-0.34
4NF512	C	0	5	4	0.38	0.45	0.76	-0.22
4NF512	D	0	0	0	0.00	0.00	0.00	0.00
4NF513	*	-1	4794	98	1.00	0.02	0.00	-0.01
4NF513	A	1	26	29	1.79	0.21	0.91	0.47
4NF513	B	0	52	58	0.88	0.11	0.98	-0.26
4NF513	C	0	12	13	0.48	0.18	0.55	-0.25
4NF513	D	0	0	0	0.00	0.00	0.00	0.00
4NF514	*	-1	4790	98	0.99	0.02	0.00	-0.05
4NF514	A	1	25	27	2.13	0.23	1.17	0.41
4NF514	B	0	55	59	1.26	0.10	0.90	-0.31
4NF514	C	0	14	15	1.32	0.18	0.86	-0.08
4NF514	D	0	0	0	0.00	0.00	0.00	0.00
4NF515	*	-1	4793	98	0.99	0.02	0.00	-0.06
4NF515	A	1	15	16	2.13	0.25	1.04	0.29
4NF515	B	0	12	13	1.10	0.29	0.90	-0.20
4NF515	C	0	64	70	1.50	0.10	1.05	-0.09
4NF515	D	0	0	0	0.00	0.00	0.00	0.00
4NF516	*	-1	4659	95	0.98	0.02	0.00	-0.05
4NF516	A	1	198	88	1.35	0.06	1.01	0.22
4NF516	B	0	25	11	0.86	0.15	1.12	-0.18
4NF516	C	0	2	1	-0.42	0.22	0.24	-0.19
4NF516	D	0	0	0	0.00	0.00	0.00	0.00

ItemID	Response	SCORE	n	n %	Avg. Prsn Msr	SE	OUT.MSQ	PTME
4NF517	*	-1	4775	98	1.00	0.02	0.00	0.00
4NF517	A	1	80	73	1.16	0.08	1.03	0.29
4NF517	B	0	18	17	0.45	0.15	0.76	-0.35
4NF517	C	0	11	10	1.05	0.16	1.29	0.01
4NF517	D	0	0	0	0.00	0.00	0.00	0.00
4NF518	*	-1	4774	98	0.99	0.02	0.00	-0.06
4NF518	A	1	90	82	1.67	0.09	0.99	0.34
4NF518	B	0	15	14	0.78	0.21	0.84	-0.33
4NF518	C	0	5	5	1.24	0.22	1.04	-0.07
4NF518	D	0	0	0	0.00	0.00	0.00	0.00
4NF519	*	-1	4795	98	0.99	0.02	0.00	-0.05
4NF519	A	1	24	27	1.97	0.27	1.20	0.32
4NF519	B	0	14	16	0.88	0.19	0.66	-0.25
4NF519	C	0	51	57	1.37	0.11	1.15	-0.10
4NF519	D	0	0	0	0.00	0.00	0.00	0.00
4NF52	*	-1	4791	98	0.98	0.02	0.00	-0.10
4NF52	A	1	21	23	2.19	0.31	1.80	0.19
4NF52	B	0	65	70	1.84	0.09	0.99	-0.07
4NF52	C	0	7	8	1.32	0.18	0.52	-0.18
4NF52	D	0	0	0	0.00	0.00	0.00	0.00
4NF520	*	-1	4780	98	0.99	0.02	0.00	-0.03
4NF520	A	1	88	85	1.40	0.10	0.92	0.38
4NF520	B	0	7	7	-0.10	0.29	0.46	-0.36
4NF520	C	0	9	9	0.68	0.34	1.17	-0.17
4NF520	D	0	0	0	0.00	0.00	0.00	0.00
4NF53	*	-1	4775	98	0.98	0.02	0.00	-0.08
4NF53	A	1	35	32	2.22	0.22	1.39	0.34
4NF53	B	0	49	45	1.49	0.13	1.08	-0.18
4NF53	C	0	25	23	1.39	0.14	0.79	-0.16
4NF53	D	0	0	0	0.00	0.00	0.00	0.00

ItemID	Response	SCORE	n	n %	Avg. Prsn Msr	SE	OUT.MSQ	PTME
4NF54	*	-1	4767	98	0.98	0.02	0.00	-0.08
4NF54	A	1	99	85	1.79	0.13	1.04	0.30
4NF54	B	0	12	10	0.51	0.27	0.75	-0.30
4NF54	C	0	6	5	1.18	0.26	1.17	-0.08
4NF54	D	0	0	0	0.00	0.00	0.00	0.00
4NF55	*	-1	4780	98	0.98	0.02	0.00	-0.08
4NF55	A	1	28	27	2.57	0.26	0.89	0.49
4NF55	B	0	40	38	1.37	0.14	1.00	-0.22
4NF55	C	0	36	35	1.32	0.10	0.77	-0.23
4NF55	D	0	0	0	0.00	0.00	0.00	0.00
4NF56	*	-1	4790	98	0.99	0.02	0.00	-0.05
4NF56	A	1	27	29	2.09	0.25	1.35	0.42
4NF56	B	0	59	63	1.19	0.10	0.89	-0.29
4NF56	C	0	8	9	0.83	0.26	0.59	-0.18
4NF56	D	0	0	0	0.00	0.00	0.00	0.00
4NF57	*	-1	4795	98	0.99	0.02	0.00	-0.06
4NF57	A	1	82	92	1.70	0.10	0.94	0.33
4NF57	B	0	0	0	0.00	0.00	0.00	0.00
4NF57	C	0	7	8	0.53	0.26	0.58	-0.33
4NF57	D	0	0	0	0.00	0.00	0.00	0.00
4NF58	*	-1	4781	98	0.98	0.02	0.00	-0.08
4NF58	A	1	70	68	2.03	0.13	1.05	0.41
4NF58	B	0	26	25	1.14	0.11	0.75	-0.33
4NF58	C	0	7	7	1.02	0.24	0.69	-0.19
4NF58	D	0	0	0	0.00	0.00	0.00	0.00
4NF59	*	-1	4765	98	0.99	0.02	0.00	-0.04
4NF59	A	1	56	47	1.68	0.10	0.97	0.40
4NF59	B	0	56	47	0.98	0.11	0.97	-0.36
4NF59	C	0	7	6	1.05	0.39	1.14	-0.07
4NF59	D	0	0	0	0.00	0.00	0.00	0.00

ItemID	Response	SCORE	n	n %	Avg. Prsn Msr	SE	OUT.MSQ	PTME
4NF71	*	-1	4795	98	1.00	0.02	0.00	-0.01
4NF71	A	1	51	57	1.42	0.13	0.93	0.39
4NF71	B	0	34	38	0.65	0.16	1.30	-0.36
4NF71	C	0	4	4	0.77	0.21	0.84	-0.07
4NF71	D	0	0	0	0.00	0.00	0.00	0.00
4NF710	*	-1	4792	98	0.99	0.02	0.00	-0.05
4NF710	A	1	77	84	1.69	0.10	0.88	0.46
4NF710	B	0	9	10	0.41	0.15	0.47	-0.39
4NF710	C	0	6	7	0.72	0.25	0.70	-0.22
4NF710	D	0	0	0	0.00	0.00	0.00	0.00
4NF711	*	-1	4793	98	0.99	0.02	0.00	-0.06
4NF711	A	1	71	78	1.57	0.11	1.21	0.03
4NF711	B	0	16	18	1.60	0.17	1.59	0.02
4NF711	C	0	4	4	1.14	0.24	0.89	-0.10
4NF711	D	0	0	0	0.00	0.00	0.00	0.00
4NF712	*	-1	4778	98	1.00	0.02	0.00	0.00
4NF712	A	1	89	84	1.09	0.08	1.00	0.21
4NF712	B	0	4	4	0.85	0.27	1.12	-0.05
4NF712	C	0	13	12	0.61	0.27	1.25	-0.20
4NF712	D	0	0	0	0.00	0.00	0.00	0.00
4NF713	*	-1	4774	98	0.99	0.02	0.00	-0.06
4NF713	A	1	97	88	1.66	0.08	0.92	0.40
4NF713	B	0	3	3	0.47	0.71	0.75	-0.20
4NF713	C	0	10	9	0.59	0.20	0.63	-0.33
4NF713	D	0	0	0	0.00	0.00	0.00	0.00
4NF714	*	-1	4795	98	0.99	0.02	0.00	-0.05
4NF714	A	1	27	30	2.41	0.20	0.63	0.64
4NF714	B	0	14	16	1.34	0.22	1.15	-0.05
4NF714	C	0	48	54	0.94	0.08	0.65	-0.55
4NF714	D	0	0	0	0.00	0.00	0.00	0.00

ItemID	Response	SCORE	n	n %	Avg. Prsn Msr	SE	OUT.MSQ	PTME
4NF715	*	-1	4794	98	0.98	0.02	0.00	-0.09
4NF715	A	1	36	40	2.23	0.17	1.11	0.32
4NF715	B	0	5	6	1.13	0.23	0.50	-0.20
4NF715	C	0	49	54	1.69	0.11	1.04	-0.23
4NF715	D	0	0	0	0.00	0.00	0.00	0.00
4NF72	*	-1	4781	98	0.99	0.02	0.00	-0.03
4NF72	A	1	88	85	1.39	0.10	0.98	0.35
4NF72	B	0	10	10	0.40	0.31	0.92	-0.27
4NF72	C	0	5	5	0.34	0.27	0.65	-0.20
4NF72	D	0	0	0	0.00	0.00	0.00	0.00
4NF73	*	-1	4776	98	0.98	0.02	0.00	-0.08
4NF73	A	1	72	67	2.01	0.12	0.96	0.44
4NF73	B	0	26	24	0.94	0.16	0.80	-0.40
4NF73	C	0	10	9	1.25	0.13	0.83	-0.13
4NF73	D	0	0	0	0.00	0.00	0.00	0.00
4NF74	*	-1	4767	98	0.98	0.02	0.00	-0.08
4NF74	A	1	101	86	1.76	0.13	1.04	0.26
4NF74	B	0	15	13	0.86	0.27	1.22	-0.23
4NF74	C	0	1	1	-0.28	0.00	0.24	-0.14
4NF74	D	0	0	0	0.00	0.00	0.00	0.00
4NF75	*	-1	4793	98	0.99	0.02	0.00	-0.05
4NF75	A	1	44	48	1.93	0.14	0.96	0.45
4NF75	B	0	44	48	1.14	0.11	0.98	-0.37
4NF75	C	0	3	3	0.42	0.07	0.35	-0.21
4NF75	D	0	0	0	0.00	0.00	0.00	0.00
4NF76	*	-1	4793	98	0.99	0.02	0.00	-0.06
4NF76	A	1	79	87	1.69	0.10	0.93	0.38
4NF76	B	0	9	10	0.61	0.22	0.59	-0.35
4NF76	C	0	3	3	0.88	0.25	0.71	-0.14
4NF76	D	0	0	0	0.00	0.00	0.00	0.00

ItemID	Response	SCORE	n	n %	Avg. Prsn Msr	SE	OUT.MSQ	PTME
4NF77	*	-1	4670	96	0.98	0.02	0.00	-0.08
4NF77	A	1	158	74	1.73	0.08	0.98	0.41
4NF77	B	0	35	16	0.83	0.15	1.06	-0.27
4NF77	C	0	21	10	0.63	0.18	0.73	-0.27
4NF77	D	0	0	0	0.00	0.00	0.00	0.00
4NF78	*	-1	4780	98	1.00	0.02	0.00	0.00
4NF78	A	1	59	57	1.24	0.09	1.02	0.33
4NF78	B	0	26	25	0.62	0.15	0.91	-0.31
4NF78	C	0	19	18	0.89	0.16	1.14	-0.08
4NF78	D	0	0	0	0.00	0.00	0.00	0.00
4NF79	*	-1	4774	98	0.99	0.02	0.00	-0.06
4NF79	A	1	92	84	1.61	0.09	1.08	0.21
4NF79	B	0	17	15	1.11	0.19	1.15	-0.20
4NF79	C	0	1	1	1.27	0.00	0.98	-0.03
4NF79	D	0	0	0	0.00	0.00	0.00	0.00
4OA11	*	-1	4776	98	0.98	0.02	0.00	-0.08
4OA11	A	1	65	60	1.95	0.15	1.11	0.31
4OA11	B	0	36	33	1.38	0.12	1.13	-0.19
4OA11	C	0	7	6	0.58	0.24	0.47	-0.26
4OA11	D	0	0	0	0.00	0.00	0.00	0.00
4OA110	*	-1	4788	98	0.99	0.02	0.00	-0.05
4OA110	A	1	78	81	1.61	0.11	0.90	0.41
4OA110	B	0	4	4	0.73	0.55	1.00	-0.14
4OA110	C	0	14	15	0.49	0.20	0.67	-0.38
4OA110	D	0	0	0	0.00	0.00	0.00	0.00
4OA111	*	-1	4792	98	0.99	0.02	0.00	-0.06
4OA111	A	1	72	78	1.75	0.11	0.99	0.33
4OA111	B	0	7	8	0.91	0.30	0.82	-0.20
4OA111	C	0	13	14	1.02	0.18	0.86	-0.24
4OA111	D	0	0	0	0.00	0.00	0.00	0.00

ItemID	Response	SCORE	n	n %	Avg. Prsn Msr	SE	OUT.MSQ	PTME
40A112	*	-1	4778	98	0.98	0.02	0.00	-0.08
40A112	A	1	90	85	1.89	0.10	0.89	0.38
40A112	B	0	7	7	1.44	0.26	1.27	-0.07
40A112	C	0	9	8	0.28	0.19	0.37	-0.43
40A112	D	0	0	0	0.00	0.00	0.00	0.00
40A113	*	-1	4763	98	0.99	0.02	0.00	-0.04
40A113	A	1	52	43	1.46	0.13	1.38	0.16
40A113	B	0	3	2	0.42	1.00	1.00	-0.16
40A113	C	0	66	55	1.21	0.09	1.15	-0.11
40A113	D	0	0	0	0.00	0.00	0.00	0.00
40A114	*	-1	4791	98	1.00	0.02	0.00	-0.01
40A114	A	1	79	85	1.16	0.10	1.02	0.17
40A114	B	0	8	9	0.91	0.39	1.86	-0.06
40A114	C	0	6	6	0.45	0.31	0.86	-0.18
40A114	D	0	0	0	0.00	0.00	0.00	0.00
40A115	*	-1	4788	98	0.99	0.02	0.00	-0.06
40A115	A	1	80	83	1.58	0.10	1.03	0.18
40A115	B	0	15	16	1.20	0.22	1.33	-0.14
40A115	C	0	1	1	0.29	0.00	0.38	-0.13
40A115	D	0	0	0	0.00	0.00	0.00	0.00
40A116	*	-1	4791	98	0.99	0.02	0.00	-0.06
40A116	A	1	81	87	1.68	0.10	0.92	0.37
40A116	B	0	3	3	0.92	0.15	0.72	-0.12
40A116	C	0	9	10	0.56	0.27	0.65	-0.35
40A116	D	0	0	0	0.00	0.00	0.00	0.00
40A117	*	-1	4770	98	1.00	0.02	0.00	-0.01
40A117	A	1	79	69	1.28	0.07	0.88	0.47
40A117	B	0	27	24	0.48	0.15	0.83	-0.42
40A117	C	0	8	7	0.64	0.13	0.79	-0.15
40A117	D	0	0	0	0.00	0.00	0.00	0.00

ItemID	Response	SCORE	n	n %	Avg. Prsn Msr	SE	OUT.MSQ	PTME
40A118	*	-1	4774	98	0.99	0.02	0.00	-0.06
40A118	A	1	103	94	1.61	0.08	0.93	0.35
40A118	B	0	5	5	0.02	0.30	0.38	-0.37
40A118	C	0	2	2	1.14	0.00	0.94	-0.06
40A118	D	0	0	0	0.00	0.00	0.00	0.00
40A119	*	-1	4680	96	0.97	0.02	0.00	-0.09
40A119	A	1	179	88	1.67	0.08	0.96	0.30
40A119	B	0	15	7	0.67	0.22	0.81	-0.23
40A119	C	0	10	5	0.70	0.25	0.83	-0.18
40A119	D	0	0	0	0.00	0.00	0.00	0.00
40A12	*	-1	4792	98	0.99	0.02	0.00	-0.05
40A12	A	1	63	68	1.66	0.13	0.96	0.35
40A12	B	0	13	14	1.01	0.21	1.09	-0.17
40A12	C	0	16	17	0.81	0.15	0.79	-0.28
40A12	D	0	0	0	0.00	0.00	0.00	0.00
40A120	*	-1	4776	98	0.98	0.02	0.00	-0.10
40A120	A	1	84	78	2.01	0.10	0.95	0.38
40A120	B	0	22	20	1.27	0.16	0.90	-0.31
40A120	C	0	2	2	0.28	0.15	0.26	-0.23
40A120	D	0	0	0	0.00	0.00	0.00	0.00
40A121	*	-1	4780	98	0.99	0.02	0.00	-0.03
40A121	A	1	62	60	1.70	0.11	0.91	0.56
40A121	B	0	40	38	0.61	0.11	0.73	-0.50
40A121	C	0	2	2	-0.26	0.45	0.27	-0.21
40A121	D	0	0	0	0.00	0.00	0.00	0.00
40A122	*	-1	4774	98	0.98	0.02	0.00	-0.08
40A122	A	1	66	60	2.10	0.13	0.91	0.47
40A122	B	0	22	20	1.26	0.18	1.03	-0.20
40A122	C	0	22	20	0.92	0.16	0.67	-0.37
40A122	D	0	0	0	0.00	0.00	0.00	0.00

ItemID	Response	SCORE	n	n %	Avg. Prsn Msr	SE	OUT.MSQ	PTME
40A123	*	-1	4762	98	0.98	0.02	0.00	-0.07
40A123	A	1	47	39	1.80	0.21	1.94	0.14
40A123	B	0	52	43	1.61	0.16	2.06	0.02
40A123	C	0	23	19	1.07	0.22	0.99	-0.19
40A123	D	0	0	0	0.00	0.00	0.00	0.00
40A124	*	-1	4778	98	0.98	0.02	0.00	-0.08
40A124	A	1	66	62	2.01	0.14	0.95	0.40
40A124	B	0	16	15	1.03	0.20	0.89	-0.24
40A124	C	0	24	23	1.14	0.16	0.94	-0.26
40A124	D	0	0	0	0.00	0.00	0.00	0.00
40A125	*	-1	4788	98	0.99	0.02	0.00	-0.05
40A125	A	1	70	73	1.56	0.12	1.08	0.25
40A125	B	0	18	19	1.27	0.18	1.48	-0.07
40A125	C	0	8	8	0.37	0.31	0.65	-0.31
40A125	D	0	0	0	0.00	0.00	0.00	0.00
40A13	*	-1	4792	98	0.99	0.02	0.00	-0.06
40A13	A	1	48	52	1.88	0.14	1.05	0.33
40A13	B	0	15	16	0.96	0.20	0.78	-0.29
40A13	C	0	29	32	1.40	0.15	1.20	-0.13
40A13	D	0	0	0	0.00	0.00	0.00	0.00
40A14	*	-1	4779	98	0.98	0.02	0.00	-0.08
40A14	A	1	82	78	1.95	0.11	0.90	0.42
40A14	B	0	19	18	0.98	0.19	0.96	-0.34
40A14	C	0	4	4	0.53	0.39	0.47	-0.23
40A14	D	0	0	0	0.00	0.00	0.00	0.00
40A15	*	-1	4763	98	0.99	0.02	0.00	-0.04
40A15	A	1	94	78	1.43	0.09	1.02	0.28
40A15	B	0	20	17	0.99	0.17	1.17	-0.16
40A15	C	0	7	6	0.44	0.38	0.85	-0.24
40A15	D	0	0	0	0.00	0.00	0.00	0.00

ItemID	Response	SCORE	n	n %	Avg. Prsn Msr	SE	OUT.MSQ	PTME
40A16	*	-1	4792	98	1.00	0.02	0.00	-0.01
40A16	A	1	71	77	1.29	0.11	0.93	0.40
40A16	B	0	13	14	0.37	0.16	0.71	-0.31
40A16	C	0	8	9	0.44	0.26	0.82	-0.21
40A16	D	0	0	0	0.00	0.00	0.00	0.00
40A17	*	-1	4684	96	0.97	0.02	0.00	-0.10
40A17	A	1	123	62	1.91	0.09	1.06	0.35
40A17	B	0	21	11	1.05	0.12	0.72	-0.21
40A17	C	0	56	28	1.26	0.10	1.04	-0.24
40A17	D	0	0	0	0.00	0.00	0.00	0.00
40A18	*	-1	4789	98	0.99	0.02	0.00	-0.05
40A18	A	1	74	78	1.73	0.10	0.87	0.49
40A18	B	0	10	11	0.89	0.20	0.84	-0.23
40A18	C	0	11	12	0.44	0.13	0.47	-0.41
40A18	D	0	0	0	0.00	0.00	0.00	0.00
40A19	*	-1	4793	98	0.99	0.02	0.00	-0.06
40A19	A	1	63	69	1.70	0.12	1.08	0.25
40A19	B	0	12	13	1.28	0.20	1.15	-0.12
40A19	C	0	16	18	1.18	0.20	1.04	-0.19
40A19	D	0	0	0	0.00	0.00	0.00	0.00
40A21	*	-1	4770	98	1.00	0.02	0.00	-0.01
40A21	A	1	105	92	1.14	0.07	0.90	0.45
40A21	B	0	3	3	-0.24	0.40	0.41	-0.28
40A21	C	0	6	5	-0.05	0.17	0.45	-0.35
40A21	D	0	0	0	0.00	0.00	0.00	0.00
40A210	*	-1	4774	98	0.99	0.02	0.00	-0.06
40A210	A	1	60	55	1.87	0.10	0.93	0.41
40A210	B	0	34	31	1.33	0.13	1.12	-0.15
40A210	C	0	16	15	0.69	0.21	0.61	-0.39
40A210	D	0	0	0	0.00	0.00	0.00	0.00

ItemID	Response	SCORE	n	n %	Avg. Prsn Msr	SE	OUT.MSQ	PTME
40A22	*	-1	4792	98	0.99	0.02	0.00	-0.05
40A22	A	1	32	35	1.94	0.23	1.14	0.38
40A22	B	0	7	8	0.67	0.19	0.51	-0.22
40A22	C	0	53	58	1.20	0.09	1.00	-0.25
40A22	D	0	0	0	0.00	0.00	0.00	0.00
40A23	*	-1	4780	98	0.98	0.02	0.00	-0.10
40A23	A	1	73	70	2.03	0.10	0.99	0.32
40A23	B	0	20	19	1.52	0.20	1.23	-0.17
40A23	C	0	11	11	1.13	0.20	0.71	-0.26
40A23	D	0	0	0	0.00	0.00	0.00	0.00
40A24	*	-1	4780	98	0.99	0.02	0.00	-0.03
40A24	A	1	79	76	1.46	0.10	1.00	0.39
40A24	B	0	6	6	0.68	0.28	0.87	-0.14
40A24	C	0	19	18	0.50	0.23	1.02	-0.35
40A24	D	0	0	0	0.00	0.00	0.00	0.00
40A25	*	-1	4775	98	0.98	0.02	0.00	-0.08
40A25	A	1	92	84	1.94	0.10	0.83	0.52
40A25	B	0	12	11	0.32	0.10	0.37	-0.46
40A25	C	0	5	5	0.66	0.39	0.63	-0.22
40A25	D	0	0	0	0.00	0.00	0.00	0.00
40A26	*	-1	4764	98	0.98	0.02	0.00	-0.07
40A26	A	1	104	87	1.81	0.12	0.89	0.41
40A26	B	0	5	4	0.24	0.42	0.54	-0.22
40A26	C	0	11	9	0.31	0.22	0.55	-0.32
40A26	D	0	0	0	0.00	0.00	0.00	0.00
40A27	*	-1	4779	98	0.98	0.02	0.00	-0.08
40A27	A	1	85	81	1.90	0.12	0.93	0.40
40A27	B	0	8	8	0.84	0.17	0.65	-0.22
40A27	C	0	12	11	0.74	0.18	0.65	-0.31
40A27	D	0	0	0	0.00	0.00	0.00	0.00

ItemID	Response	SCORE	n	n %	Avg. Prsn Msr	SE	OUT.MSQ	PTME
4OA28	*	-1	4788	98	0.99	0.02	0.00	-0.05
4OA28	A	1	68	71	1.62	0.12	1.03	0.33
4OA28	B	0	24	25	1.03	0.16	1.08	-0.22
4OA28	C	0	4	4	0.08	0.25	0.35	-0.28
4OA28	D	0	0	0	0.00	0.00	0.00	0.00
4OA29	*	-1	4792	98	0.99	0.02	0.00	-0.06
4OA29	A	1	57	62	1.96	0.11	0.82	0.51
4OA29	B	0	11	12	0.78	0.17	0.60	-0.31
4OA29	C	0	24	26	1.04	0.17	0.95	-0.34
4OA29	D	0	0	0	0.00	0.00	0.00	0.00
4OA31	*	-1	4781	98	0.98	0.02	0.00	-0.08
4OA31	A	1	45	44	2.28	0.16	0.96	0.46
4OA31	B	0	36	35	1.17	0.12	0.71	-0.40
4OA31	C	0	22	21	1.55	0.18	1.19	-0.09
4OA31	D	0	0	0	0.00	0.00	0.00	0.00
4OA310	*	-1	4763	98	0.99	0.02	0.00	-0.04
4OA310	A	1	94	78	1.46	0.09	1.01	0.35
4OA310	B	0	17	14	0.63	0.18	0.80	-0.31
4OA310	C	0	10	8	0.89	0.11	0.85	-0.14
4OA310	D	0	0	0	0.00	0.00	0.00	0.00
4OA311	*	-1	4794	98	1.00	0.02	0.00	-0.01
4OA311	A	1	36	40	1.41	0.18	1.24	0.27
4OA311	B	0	16	18	0.88	0.22	1.13	-0.10
4OA311	C	0	38	42	0.88	0.12	1.18	-0.19
4OA311	D	0	0	0	0.00	0.00	0.00	0.00
4OA312	*	-1	4790	98	0.99	0.02	0.00	-0.05
4OA312	A	1	39	41	1.83	0.17	1.21	0.30
4OA312	B	0	33	35	1.10	0.12	0.80	-0.32
4OA312	C	0	22	23	1.52	0.16	1.26	0.01
4OA312	D	0	0	0	0.00	0.00	0.00	0.00

ItemID	Response	SCORE	n	n %	Avg. Prsn Msr	SE	OUT.MSQ	PTME
40A313	*	-1	4793	98	0.99	0.02	0.00	-0.06
40A313	A	1	45	49	2.06	0.13	0.83	0.56
40A313	B	0	34	37	1.08	0.12	0.81	-0.41
40A313	C	0	12	13	1.00	0.13	0.65	-0.24
40A313	D	0	0	0	0.00	0.00	0.00	0.00
40A314	*	-1	4773	98	1.00	0.02	0.00	-0.01
40A314	A	1	40	36	1.43	0.12	0.96	0.39
40A314	B	0	33	30	0.90	0.13	1.00	-0.13
40A314	C	0	38	34	0.76	0.10	0.84	-0.27
40A314	D	0	0	0	0.00	0.00	0.00	0.00
40A315	*	-1	4774	98	0.99	0.02	0.00	-0.06
40A315	A	1	56	51	1.75	0.14	1.36	0.25
40A315	B	0	29	26	1.21	0.13	0.93	-0.22
40A315	C	0	25	23	1.42	0.13	1.11	-0.07
40A315	D	0	0	0	0.00	0.00	0.00	0.00
40A316	*	-1	4793	98	0.99	0.02	0.00	-0.05
40A316	A	1	54	59	1.87	0.14	0.85	0.54
40A316	B	0	20	22	0.81	0.12	0.71	-0.33
40A316	C	0	17	19	0.75	0.10	0.63	-0.33
40A316	D	0	0	0	0.00	0.00	0.00	0.00
40A317	*	-1	4785	98	0.98	0.02	0.00	-0.10
40A317	A	1	58	59	2.23	0.11	0.90	0.47
40A317	B	0	28	28	1.38	0.14	0.88	-0.33
40A317	C	0	13	13	1.27	0.22	0.84	-0.25
40A317	D	0	0	0	0.00	0.00	0.00	0.00
40A318	*	-1	4780	98	0.99	0.02	0.00	-0.03
40A318	A	1	69	66	1.58	0.11	0.92	0.48
40A318	B	0	11	11	0.14	0.21	0.47	-0.38
40A318	C	0	24	23	0.76	0.17	0.97	-0.26
40A318	D	0	0	0	0.00	0.00	0.00	0.00

ItemID	Response	SCORE	n	n %	Avg. Prsn Msr	SE	OUT.MSQ	PTME
4OA319	*	-1	4775	98	0.98	0.02	0.00	-0.08
4OA319	A	1	88	81	1.93	0.11	0.95	0.44
4OA319	B	0	7	6	0.52	0.21	0.47	-0.29
4OA319	C	0	14	13	0.84	0.15	0.68	-0.31
4OA319	D	0	0	0	0.00	0.00	0.00	0.00
4OA32	*	-1	4764	98	0.98	0.02	0.00	-0.07
4OA32	A	1	76	63	2.06	0.15	1.06	0.47
4OA32	B	0	14	12	0.80	0.28	1.05	-0.23
4OA32	C	0	30	25	0.82	0.13	0.74	-0.36
4OA32	D	0	0	0	0.00	0.00	0.00	0.00
4OA320	*	-1	4685	96	0.97	0.02	0.00	-0.11
4OA320	A	1	144	72	1.65	0.07	1.13	-0.01
4OA320	B	0	41	21	2.10	0.19	3.80	0.23
4OA320	C	0	14	7	0.42	0.16	0.41	-0.34
4OA320	D	0	0	0	0.00	0.00	0.00	0.00
4OA33	*	-1	4779	98	0.98	0.02	0.00	-0.08
4OA33	A	1	63	60	1.99	0.15	1.03	0.34
4OA33	B	0	7	7	0.83	0.27	0.62	-0.21
4OA33	C	0	35	33	1.30	0.12	1.03	-0.25
4OA33	D	0	0	0	0.00	0.00	0.00	0.00
4OA34	*	-1	4789	98	0.99	0.02	0.00	-0.04
4OA34	A	1	63	66	1.67	0.13	0.97	0.37
4OA34	B	0	13	14	1.12	0.23	1.12	-0.11
4OA34	C	0	19	20	0.72	0.19	0.81	-0.34
4OA34	D	0	0	0	0.00	0.00	0.00	0.00
4OA35	*	-1	4794	98	0.99	0.02	0.00	-0.06
4OA35	A	1	58	64	1.96	0.12	0.84	0.52
4OA35	B	0	16	18	1.01	0.18	0.78	-0.29
4OA35	C	0	16	18	0.86	0.18	0.71	-0.36
4OA35	D	0	0	0	0.00	0.00	0.00	0.00

ItemID	Response	SCORE	n	n %	Avg. Prsn Msr	SE	OUT.MSQ	PTME
4OA36	*	-1	4781	98	0.98	0.02	0.00	-0.08
4OA36	A	1	40	39	2.28	0.16	0.96	0.42
4OA36	B	0	47	46	1.42	0.13	1.06	-0.28
4OA36	C	0	16	16	1.31	0.24	1.00	-0.18
4OA36	D	0	0	0	0.00	0.00	0.00	0.00
4OA37	*	-1	4764	98	0.99	0.02	0.00	-0.04
4OA37	A	1	98	82	1.46	0.09	1.00	0.38
4OA37	B	0	12	10	0.72	0.18	0.83	-0.22
4OA37	C	0	10	8	0.48	0.19	0.63	-0.29
4OA37	D	0	0	0	0.00	0.00	0.00	0.00
4OA38	*	-1	4794	98	1.00	0.02	0.00	-0.01
4OA38	A	1	70	78	1.22	0.12	1.04	0.26
4OA38	B	0	12	13	0.76	0.17	1.04	-0.14
4OA38	C	0	8	9	0.43	0.25	0.79	-0.22
4OA38	D	0	0	0	0.00	0.00	0.00	0.00
4OA39	*	-1	4790	98	0.99	0.02	0.00	-0.05
4OA39	A	1	73	78	1.70	0.11	0.95	0.39
4OA39	B	0	12	13	0.93	0.20	0.86	-0.23
4OA39	C	0	9	10	0.67	0.15	0.60	-0.29
4OA39	D	0	0	0	0.00	0.00	0.00	0.00
4OA41	*	-1	4793	98	0.99	0.02	0.00	-0.06
4OA41	A	1	64	70	1.76	0.11	0.97	0.35
4OA41	B	0	15	16	1.00	0.16	0.78	-0.27
4OA41	C	0	12	13	1.17	0.31	1.52	-0.17
4OA41	D	0	0	0	0.00	0.00	0.00	0.00
4OA410	*	-1	4773	98	1.00	0.02	0.00	-0.01
4OA410	A	1	106	95	1.08	0.07	0.98	0.23
4OA410	B	0	3	3	0.34	0.30	0.69	-0.16
4OA410	C	0	2	2	0.08	0.72	0.63	-0.17
4OA410	D	0	0	0	0.00	0.00	0.00	0.00

ItemID	Response	SCORE	n	n %	Avg. Prsn Msr	SE	OUT.MSQ	PTME
40A411	*	-1	4774	98	0.99	0.02	0.00	-0.06
40A411	A	1	103	94	1.63	0.08	0.88	0.43
40A411	B	0	1	1	1.40	0.00	1.21	-0.01
40A411	C	0	6	5	-0.16	0.14	0.27	-0.46
40A411	D	0	0	0	0.00	0.00	0.00	0.00
40A412	*	-1	4795	98	0.99	0.02	0.00	-0.05
40A412	A	1	74	83	1.60	0.12	0.97	0.32
40A412	B	0	9	10	0.86	0.18	0.85	-0.20
40A412	C	0	6	7	0.56	0.17	0.58	-0.24
40A412	D	0	0	0	0.00	0.00	0.00	0.00
40A413	*	-1	4789	98	0.98	0.02	0.00	-0.09
40A413	A	1	69	73	2.06	0.11	0.97	0.36
40A413	B	0	12	13	1.42	0.13	0.85	-0.19
40A413	C	0	14	15	1.27	0.25	0.98	-0.27
40A413	D	0	0	0	0.00	0.00	0.00	0.00
40A414	*	-1	4780	98	0.99	0.02	0.00	-0.03
40A414	A	1	62	60	1.71	0.10	0.78	0.58
40A414	B	0	20	19	0.18	0.17	0.53	-0.52
40A414	C	0	22	21	0.87	0.16	0.96	-0.19
40A414	D	0	0	0	0.00	0.00	0.00	0.00
40A415	*	-1	4775	98	0.98	0.02	0.00	-0.08
40A415	A	1	81	74	2.06	0.11	0.79	0.58
40A415	B	0	16	15	0.58	0.16	0.50	-0.44
40A415	C	0	12	11	0.74	0.16	0.56	-0.32
40A415	D	0	0	0	0.00	0.00	0.00	0.00
40A416	*	-1	4765	98	0.98	0.02	0.00	-0.08
40A416	A	1	99	83	1.87	0.12	0.87	0.46
40A416	B	0	6	5	0.33	0.34	0.56	-0.23
40A416	C	0	14	12	0.32	0.19	0.53	-0.37
40A416	D	0	0	0	0.00	0.00	0.00	0.00

ItemID	Response	SCORE	n	n %	Avg. Prsn Msr	SE	OUT.MSQ	PTME
40A417	*	-1	4694	96	0.98	0.02	0.00	-0.08
40A417	A	1	144	76	1.76	0.07	0.91	0.47
40A417	B	0	19	10	0.65	0.14	0.61	-0.32
40A417	C	0	27	14	0.84	0.09	0.68	-0.30
40A417	D	0	0	0	0.00	0.00	0.00	0.00
40A418	*	-1	4779	98	0.98	0.02	0.00	-0.08
40A418	A	1	65	62	1.94	0.15	1.14	0.30
40A418	B	0	20	19	1.12	0.16	0.92	-0.25
40A418	C	0	20	19	1.42	0.16	1.23	-0.12
40A418	D	0	0	0	0.00	0.00	0.00	0.00
40A419	*	-1	4789	98	0.99	0.02	0.00	-0.04
40A419	A	1	42	44	1.74	0.15	1.06	0.29
40A419	B	0	36	38	1.05	0.16	1.09	-0.27
40A419	C	0	17	18	1.33	0.24	1.48	-0.04
40A419	D	0	0	0	0.00	0.00	0.00	0.00
40A42	*	-1	4794	98	0.99	0.02	0.00	-0.06
40A42	A	1	67	74	1.91	0.11	0.84	0.55
40A42	B	0	11	12	0.70	0.21	0.62	-0.35
40A42	C	0	12	13	0.71	0.11	0.53	-0.37
40A42	D	0	0	0	0.00	0.00	0.00	0.00
40A420	*	-1	4781	98	0.98	0.02	0.00	-0.08
40A420	A	1	36	35	2.17	0.17	1.12	0.31
40A420	B	0	30	29	1.71	0.19	1.73	-0.01
40A420	C	0	37	36	1.33	0.15	0.91	-0.29
40A420	D	0	0	0	0.00	0.00	0.00	0.00
40A421	*	-1	4765	98	0.99	0.02	0.00	-0.04
40A421	A	1	36	30	1.63	0.15	1.19	0.24
40A421	B	0	45	38	1.24	0.13	1.13	-0.07
40A421	C	0	38	32	1.10	0.13	0.95	-0.16
40A421	D	0	0	0	0.00	0.00	0.00	0.00

ItemID	Response	SCORE	n	n %	Avg. Prsn Msr	SE	OUT.MSQ	PTME
40A422	*	-1	4794	98	1.00	0.02	0.00	-0.01
40A422	A	1	58	64	1.34	0.13	1.00	0.36
40A422	B	0	10	11	0.44	0.18	0.68	-0.24
40A422	C	0	22	24	0.71	0.17	1.12	-0.22
40A422	D	0	0	0	0.00	0.00	0.00	0.00
40A423	*	-1	4791	98	0.99	0.02	0.00	-0.06
40A423	A	1	61	66	1.83	0.11	0.88	0.48
40A423	B	0	20	22	0.97	0.15	0.85	-0.30
40A423	C	0	12	13	0.77	0.22	0.74	-0.31
40A423	D	0	0	0	0.00	0.00	0.00	0.00
40A424	*	-1	4793	98	0.99	0.02	0.00	-0.06
40A424	A	1	48	53	1.71	0.12	1.12	0.19
40A424	B	0	26	29	1.44	0.22	1.88	-0.08
40A424	C	0	17	19	1.28	0.13	0.92	-0.14
40A424	D	0	0	0	0.00	0.00	0.00	0.00
40A425	*	-1	4776	98	1.00	0.02	0.00	0.00
40A425	A	1	36	33	0.96	0.12	1.49	-0.07
40A425	B	0	51	47	1.21	0.10	1.41	0.23
40A425	C	0	21	19	0.71	0.18	0.89	-0.21
40A425	D	0	0	0	0.00	0.00	0.00	0.00
40A43	*	-1	4670	96	0.98	0.02	0.00	-0.08
40A43	A	1	89	42	1.95	0.12	1.16	0.38
40A43	B	0	49	23	1.15	0.11	0.91	-0.17
40A43	C	0	76	36	1.13	0.11	0.97	-0.25
40A43	D	0	0	0	0.00	0.00	0.00	0.00
40A44	*	-1	4774	98	0.99	0.02	0.00	-0.06
40A44	A	1	87	79	1.77	0.08	0.84	0.52
40A44	B	0	12	11	0.51	0.20	0.55	-0.40
40A44	C	0	11	10	0.79	0.24	0.77	-0.28
40A44	D	0	0	0	0.00	0.00	0.00	0.00

ItemID	Response	SCORE	n	n %	Avg. Prsn Msr	SE	OUT.MSQ	PTME
4OA45	*	-1	4795	98	0.99	0.02	0.00	-0.05
4OA45	A	1	44	49	1.89	0.17	0.96	0.44
4OA45	B	0	38	43	1.03	0.10	0.89	-0.37
4OA45	C	0	7	8	0.99	0.30	0.90	-0.13
4OA45	D	0	0	0	0.00	0.00	0.00	0.00
4OA46	*	-1	4793	98	0.98	0.02	0.00	-0.09
4OA46	A	1	63	69	1.99	0.11	1.03	0.20
4OA46	B	0	14	15	1.54	0.23	1.16	-0.16
4OA46	C	0	14	15	1.65	0.32	2.23	-0.10
4OA46	D	0	0	0	0.00	0.00	0.00	0.00
4OA47	*	-1	4780	98	0.99	0.02	0.00	-0.03
4OA47	A	1	58	56	1.65	0.12	0.91	0.46
4OA47	B	0	16	15	0.81	0.20	0.92	-0.18
4OA47	C	0	30	29	0.68	0.18	0.90	-0.36
4OA47	D	0	0	0	0.00	0.00	0.00	0.00
4OA48	*	-1	4775	98	0.98	0.02	0.00	-0.08
4OA48	A	1	54	50	2.02	0.15	1.21	0.30
4OA48	B	0	26	24	1.49	0.16	1.14	-0.11
4OA48	C	0	29	27	1.30	0.18	1.11	-0.23
4OA48	D	0	0	0	0.00	0.00	0.00	0.00
4OA49	*	-1	4767	98	0.98	0.02	0.00	-0.08
4OA49	A	1	96	82	1.88	0.13	0.97	0.43
4OA49	B	0	3	3	0.98	0.33	0.89	-0.08
4OA49	C	0	18	15	0.38	0.17	0.56	-0.42
4OA49	D	0	0	0	0.00	0.00	0.00	0.00
4OA51	*	-1	4780	98	0.98	0.02	0.00	-0.08
4OA51	A	1	77	74	1.88	0.13	1.07	0.32
4OA51	B	0	9	9	1.03	0.21	0.84	-0.18
4OA51	C	0	18	17	1.11	0.12	0.84	-0.23
4OA51	D	0	0	0	0.00	0.00	0.00	0.00

ItemID	Response	SCORE	n	n %	Avg. Prsn Msr	SE	OUT.MSQ	PTME
40A510	*	-1	4790	98	0.99	0.02	0.00	-0.05
40A510	A	1	49	52	1.62	0.17	1.42	0.21
40A510	B	0	16	17	1.35	0.24	1.56	-0.03
40A510	C	0	29	31	1.12	0.11	0.90	-0.20
40A510	D	0	0	0	0.00	0.00	0.00	0.00
40A511	*	-1	4795	98	0.99	0.02	0.00	-0.06
40A511	A	1	57	64	1.94	0.13	0.99	0.47
40A511	B	0	29	33	0.98	0.11	0.71	-0.46
40A511	C	0	3	3	1.32	0.22	0.89	-0.06
40A511	D	0	0	0	0.00	0.00	0.00	0.00
40A512	*	-1	4781	98	0.98	0.02	0.00	-0.08
40A512	A	1	82	80	1.89	0.11	1.01	0.29
40A512	B	0	15	15	1.22	0.20	1.00	-0.21
40A512	C	0	6	6	0.95	0.39	0.92	-0.19
40A512	D	0	0	0	0.00	0.00	0.00	0.00
40A513	*	-1	4765	98	0.99	0.02	0.00	-0.04
40A513	A	1	94	79	1.54	0.08	0.87	0.51
40A513	B	0	12	10	0.42	0.23	0.66	-0.34
40A513	C	0	13	11	0.49	0.17	0.66	-0.33
40A513	D	0	0	0	0.00	0.00	0.00	0.00
40A514	*	-1	4795	98	1.00	0.02	0.00	-0.01
40A514	A	1	78	88	1.13	0.11	1.07	0.11
40A514	B	0	4	4	0.36	0.30	0.72	-0.17
40A514	C	0	7	8	1.09	0.17	1.43	0.00
40A514	D	0	0	0	0.00	0.00	0.00	0.00
40A515	*	-1	4793	98	0.99	0.02	0.00	-0.05
40A515	A	1	61	67	1.74	0.12	0.96	0.37
40A515	B	0	14	15	0.79	0.19	0.76	-0.32
40A515	C	0	16	18	1.20	0.21	1.23	-0.15
40A515	D	0	0	0	0.00	0.00	0.00	0.00

ItemID	Response	SCORE	n	n %	Avg. Prsn Msr	SE	OUT.MSQ	PTME
4OA516	*	-1	4793	98	0.99	0.02	0.00	-0.06
4OA516	A	1	43	47	2.07	0.14	0.89	0.54
4OA516	B	0	27	30	0.93	0.08	0.59	-0.45
4OA516	C	0	21	23	1.30	0.15	0.93	-0.16
4OA516	D	0	0	0	0.00	0.00	0.00	0.00
4OA517	*	-1	4779	98	1.00	0.02	0.00	0.00
4OA517	A	1	36	34	1.27	0.14	1.24	0.24
4OA517	B	0	61	58	0.92	0.09	1.06	-0.15
4OA517	C	0	8	8	0.65	0.12	0.67	-0.14
4OA517	D	0	0	0	0.00	0.00	0.00	0.00
4OA518	*	-1	4774	98	0.99	0.02	0.00	-0.06
4OA518	A	1	66	60	1.79	0.09	0.89	0.36
4OA518	B	0	32	29	1.31	0.19	1.52	-0.16
4OA518	C	0	12	11	0.69	0.20	0.57	-0.33
4OA518	D	0	0	0	0.00	0.00	0.00	0.00
4OA519	*	-1	4795	98	0.99	0.02	0.00	-0.05
4OA519	A	1	32	36	1.80	0.21	1.20	0.26
4OA519	B	0	35	39	1.39	0.15	1.43	-0.05
4OA519	C	0	22	25	1.04	0.15	0.84	-0.24
4OA519	D	0	0	0	0.00	0.00	0.00	0.00
4OA52	*	-1	4795	98	0.98	0.02	0.00	-0.09
4OA52	A	1	79	89	1.99	0.10	0.95	0.36
4OA52	B	0	7	8	0.93	0.18	0.57	-0.30
4OA52	C	0	3	3	0.99	0.22	0.58	-0.18
4OA52	D	0	0	0	0.00	0.00	0.00	0.00
4OA520	*	-1	4781	98	0.99	0.02	0.00	-0.03
4OA520	A	1	48	47	1.67	0.14	1.09	0.40
4OA520	B	0	39	38	0.80	0.15	0.93	-0.34
4OA520	C	0	16	16	1.01	0.21	1.03	-0.10
4OA520	D	0	0	0	0.00	0.00	0.00	0.00

ItemID	Response	SCORE	n	n %	Avg. Prsn Msr	SE	OUT.MSQ	PTME
4OA53	*	-1	4776	98	0.98	0.02	0.00	-0.08
4OA53	A	1	64	59	2.08	0.14	1.04	0.45
4OA53	B	0	19	18	1.20	0.19	0.89	-0.21
4OA53	C	0	25	23	1.04	0.12	0.69	-0.33
4OA53	D	0	0	0	0.00	0.00	0.00	0.00
4OA54	*	-1	4660	95	0.97	0.02	0.00	-0.11
4OA54	A	1	116	52	2.14	0.11	1.09	0.42
4OA54	B	0	49	22	1.29	0.12	1.10	-0.17
4OA54	C	0	59	26	1.02	0.12	0.83	-0.32
4OA54	D	0	0	0	0.00	0.00	0.00	0.00
4OA55	*	-1	4795	98	0.99	0.02	0.00	-0.05
4OA55	A	1	54	61	1.88	0.13	0.80	0.53
4OA55	B	0	20	22	0.91	0.15	0.87	-0.30
4OA55	C	0	15	17	0.65	0.12	0.57	-0.37
4OA55	D	0	0	0	0.00	0.00	0.00	0.00
4OA56	*	-1	4660	95	0.98	0.02	0.00	-0.05
4OA56	A	1	73	33	1.64	0.10	1.17	0.29
4OA56	B	0	67	30	0.89	0.09	0.81	-0.30
4OA56	C	0	84	38	1.29	0.09	1.23	0.00
4OA56	D	0	0	0	0.00	0.00	0.00	0.00
4OA57	*	-1	4795	98	0.98	0.02	0.00	-0.09
4OA57	A	1	50	56	2.21	0.13	0.99	0.42
4OA57	B	0	9	10	1.28	0.23	0.74	-0.21
4OA57	C	0	30	34	1.48	0.12	0.89	-0.31
4OA57	D	0	0	0	0.00	0.00	0.00	0.00
4OA58	*	-1	4781	98	0.99	0.02	0.00	-0.03
4OA58	A	1	21	20	1.96	0.22	1.11	0.37
4OA58	B	0	44	43	0.86	0.14	0.80	-0.33
4OA58	C	0	38	37	1.28	0.15	1.11	0.03
4OA58	D	0	0	0	0.00	0.00	0.00	0.00

ItemID	Response	SCORE	n	n %	Avg. Prsn Msr	SE	OUT.MSQ	PTME
4OA59	*	-1	4768	98	0.98	0.02	0.00	-0.08
4OA59	A	1	45	39	2.57	0.18	0.86	0.58
4OA59	B	0	26	22	1.00	0.21	0.91	-0.27
4OA59	C	0	45	39	1.06	0.13	0.82	-0.35
4OA59	D	0	0	0	0.00	0.00	0.00	0.00